



MAY WALKER, CONSTABLE
PRECINCT SEVEN
HARRIS COUNTY, TEXAS

MAIN OFFICE
5300 Griggs Road
Houston, Texas 77021
PHONE (713) 643-6602
FAX (713) 643-3401

Date: August 9, 2020

From: Sergeant Jon Meek
Neighborhood Patrol Division, First Line Supervisor
Harris County Constable's Office of Precinct "7"

To: Property Owners Association
Board of Directors & Management Company

Subject: July Monthly Productivity Analysis Report
Enclosure: **MPAR – July 2020**
Distribution: Executive Command Staff & Board of Directors & Management Company

The purpose of this "**Monthly Productivity Analysis Report**" (M.P.A.R.) is to provide the executive command staff with the appropriate data to analyze the productivity of assigned personnel and their shifts' activities to allow for the validation of individual and divisional performance evaluations. With regard to the specific contents of the report, there are 18 distinctive component parts of this report. These components are enumerated below:

- | | |
|--|---|
| 01. Patrol Activity Details | 10. Traffic Enforcement Report |
| 02. Patrol Activity Analytical Summary | 11. Trends & Percentages of Traffic |
| 03. Patrol Activity Percentages & Trends | 12. Citation & Warning Issuance Review |
| 04. Security Checks Report | 13. Call for Service Report (<i>C.F.S.</i>) |
| 05. Security Checks Percentages & Trends | 14. Trends & Percentages for <i>C.F.S.</i> |
| 06. Crisis Intervention Disposition Report | 15. Overtime Report (service at no Cost) |
| 07. Offense/Incident Generation Report | 16. Reserve Deputy Use (at no Cost) |
| 08. Criminal Arrest Types Report | 17. Incident Summarization |
| 09. Warrant Execution Report | 18. Hotspot Report Data Review |

A cursory analysis of the statistical data from this report should be demonstrative of the quality of performance of this agency in realizing the contractual obligations and the overall achievement of the goals and objectives of this Agency and the Contract Division.

2610 total miles were driven and the shift responded to **1426** total service calls and conducted **000** crash investigations. The shift issued **008** traffic citations, made **8** arrests and handled **036** enforcement service related calls.

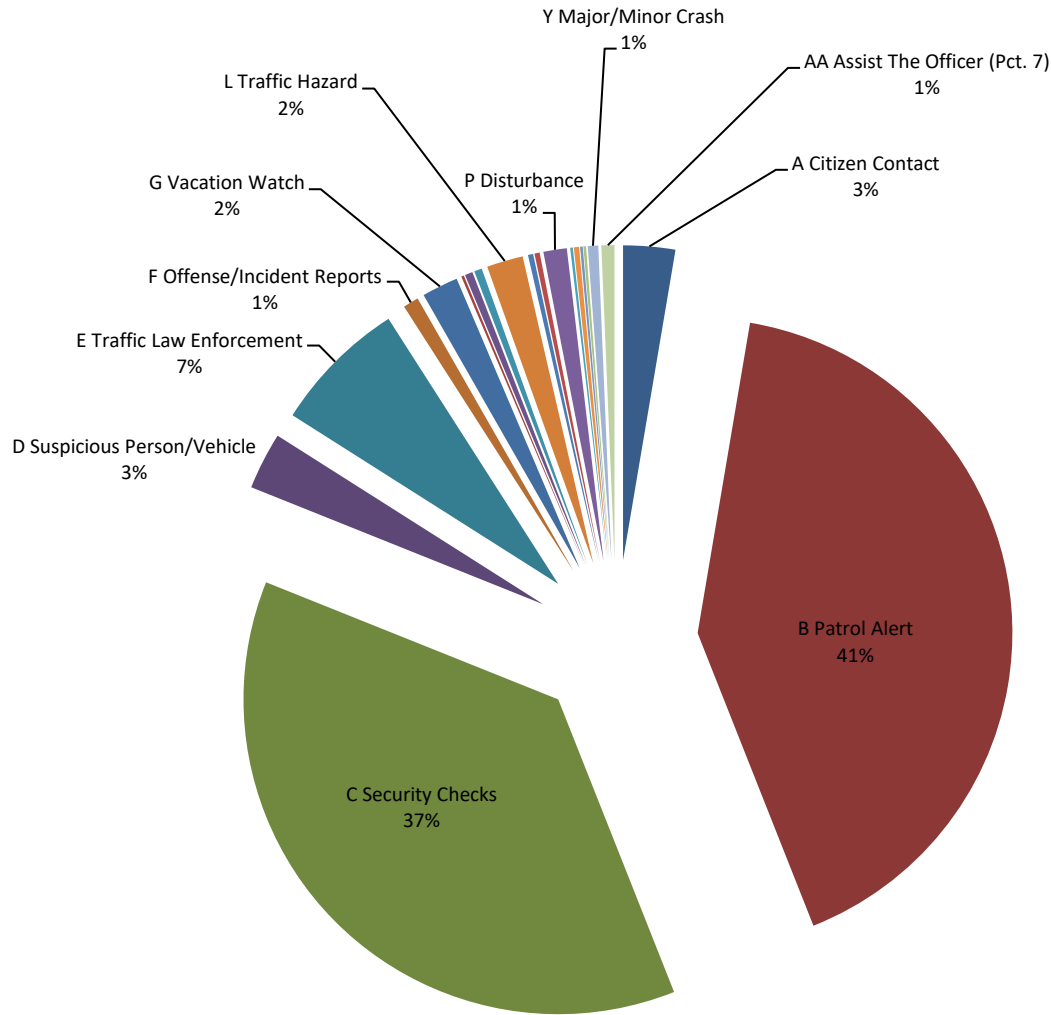
A. Patrol Activity Monthly Total:

0750

*	Patrol Activity Types	7S18	7S28	7S29	TOT	AVER	%
A	Citizen Contact	15	4	1	20	6.7	3%
B	Patrol Alert	3	0	307	310	103.3	41%
C	Security Checks	131	74	73	278	92.7	37%
D	Suspicious Person/Vehicle	13	8	1	22	7.3	3%
E	Traffic Law Enforcement	15	15	22	52	17.3	7%
F	Offense/Incident Reports	2	0	4	6	2.0	1%
G	Vacation Watch	0	1	13	14	4.7	2%
H	Open Door / Window	1	0	0	1	0.3	0%
I	Assist Contract Citizen	0	0	0	0	0.0	0%
J	Welfare Check / Med.	0	3	0	3	1.0	0%
K	Traffic Initiative	2	1	0	3	1.0	0%
L	Traffic Hazard	4	10	0	14	4.7	2%
M	Animal Humane	1	1	0	2	0.7	0%
N	Alarms	1	1	0	2	0.7	0%
O	Mental Cases (171)	0	0	0	0	0.0	0%
P	Disturbance	1	2	6	9	3.0	1%
Q	Criminal Investigation	0	1	0	1	0.3	0%
R	Follow-up Investigation	2	0	0	2	0.7	0%
S	Criminal Mischief	0	1	0	1	0.3	0%
T	Burglary Residence/Vehicle	0	0	0	0	0.0	0%
U	Theft / Theft of Business	1	0	0	1	0.3	0%
V	Citizen Assaulted	0	0	0	0	0.0	0%
W	Robbery of an Individual	0	0	0	0	0.0	0%
X	Trespass Warning	0	0	0	0	0.0	0%
Y	Major/Minor Crash	0	4	0	4	1.3	1%
Z	Child Custody Disputes	0	0	0	0	0.0	0%
AA	Assist The Officer (Pct. 7)	5	0	0	5	1.7	1%
BB	Runaway Missing Persons	0	0	0	0	0.0	0%
CC	Assisted LEA	0	0	0	0	0.0	0%
DD	Solicitors	0	0	0	0	0.0	0%
EE	Meeting/Event/Ct.	0	0	0	0	0.0	0%
*	MONTH TOTALS	197	126	427	750	250.0	100%

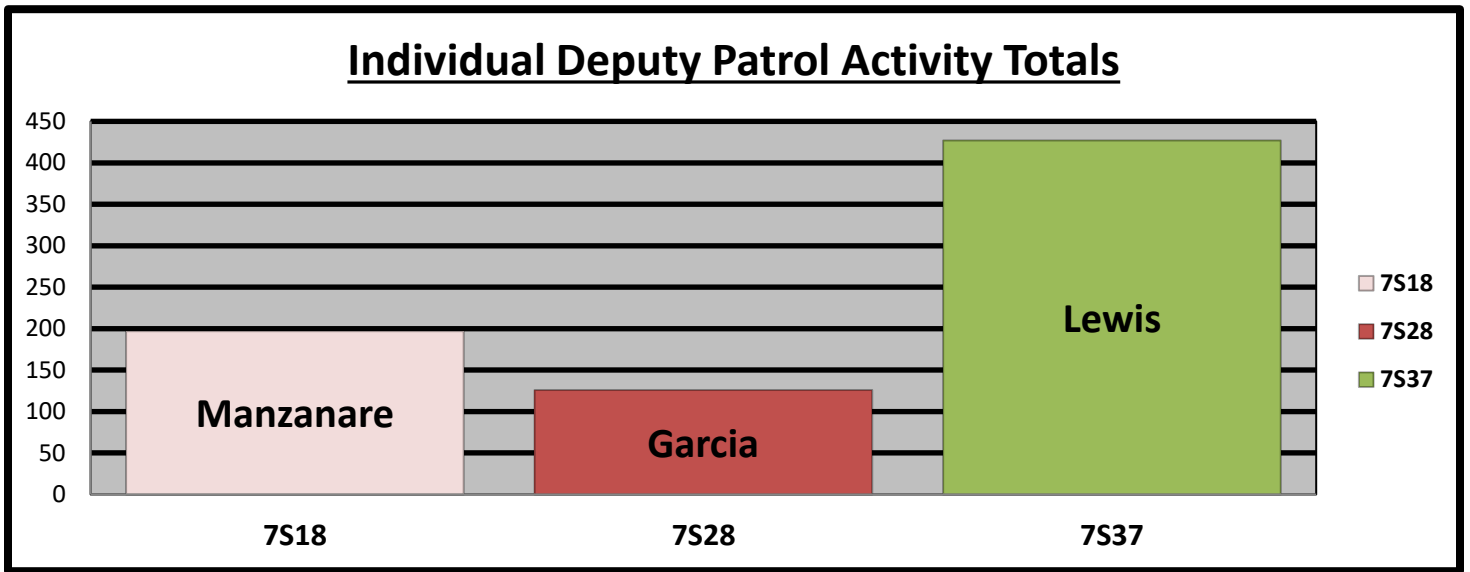
A1. Patrol Activity Percentage:

Percentage of Patrol Activity



- | | | | |
|-------------------------------|------------------------------|----------------------------------|--------------------------------|
| ■ A Citizen Contact | ■ B Patrol Alert | ■ C Security Checks | ■ D Suspicious Person/Vehicle |
| ■ E Traffic Law Enforcement | ■ F Offense/Incident Reports | ■ G Vacation Watch | ■ H Open Door / Window |
| ■ I Assist Contract Citizen | ■ J Welfare Check / Med. | ■ K Traffic Initiative | ■ L Traffic Hazard |
| ■ M Animal Humane | ■ N Alarms | ■ O Mental Cases (171) | ■ P Disturbance |
| ■ Q Criminal Investigation | ■ R Follow-up Investigation | ■ S Criminal Mischief | ■ T Burglary Residence/Vehicle |
| ■ U Theft / Theft of Business | ■ V Citizen Assaulted | ■ W Robbery of an Individual | ■ X Trespass Warning |
| ■ Y Major/Minor Crash | ■ Z Child Custody Disputes | ■ AA Assist The Officer (Pct. 7) | ■ BB Runaway Missing Persons |
| ■ CC Assisted LEA | ■ DD Solicitors | ■ EE Meeting/Event/Ct. | |

B. Patrol Activity by West Belfort Personnel:

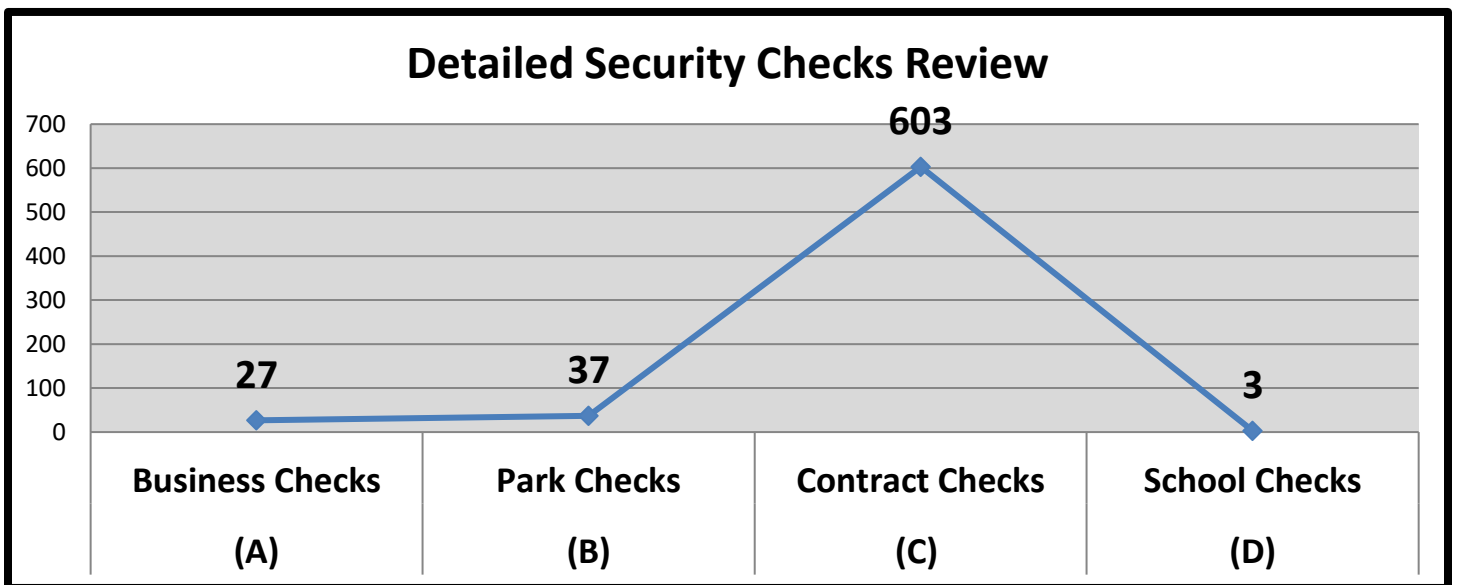


C. Security Checks Monthly Total:

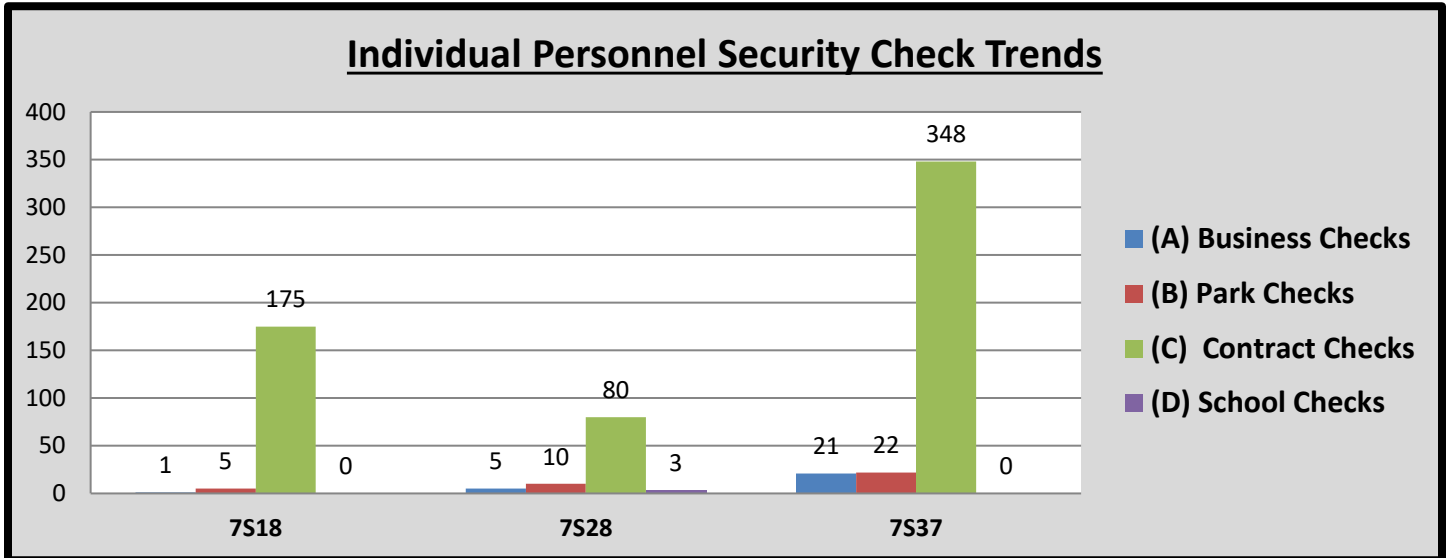
0670

*	Security Checks	7S18	7S28	7S29	TOT	AVER	%
(A)	Business Checks	1	5	21	27	9.0	4%
(B)	Park Checks	5	10	22	37	12.3	6%
(C)	Contract Checks	175	80	348	603	201.0	90%
(D)	Plaza Checks	0	3	0	3	1.0	0%
(E)	Totals	181	98	391	670	223.3	100%

D. Detailed Security Checks Monthly:



E. Individual Personnel Security Check Trends:



F. CIT/MHO Dispositions Monthly Total:

000

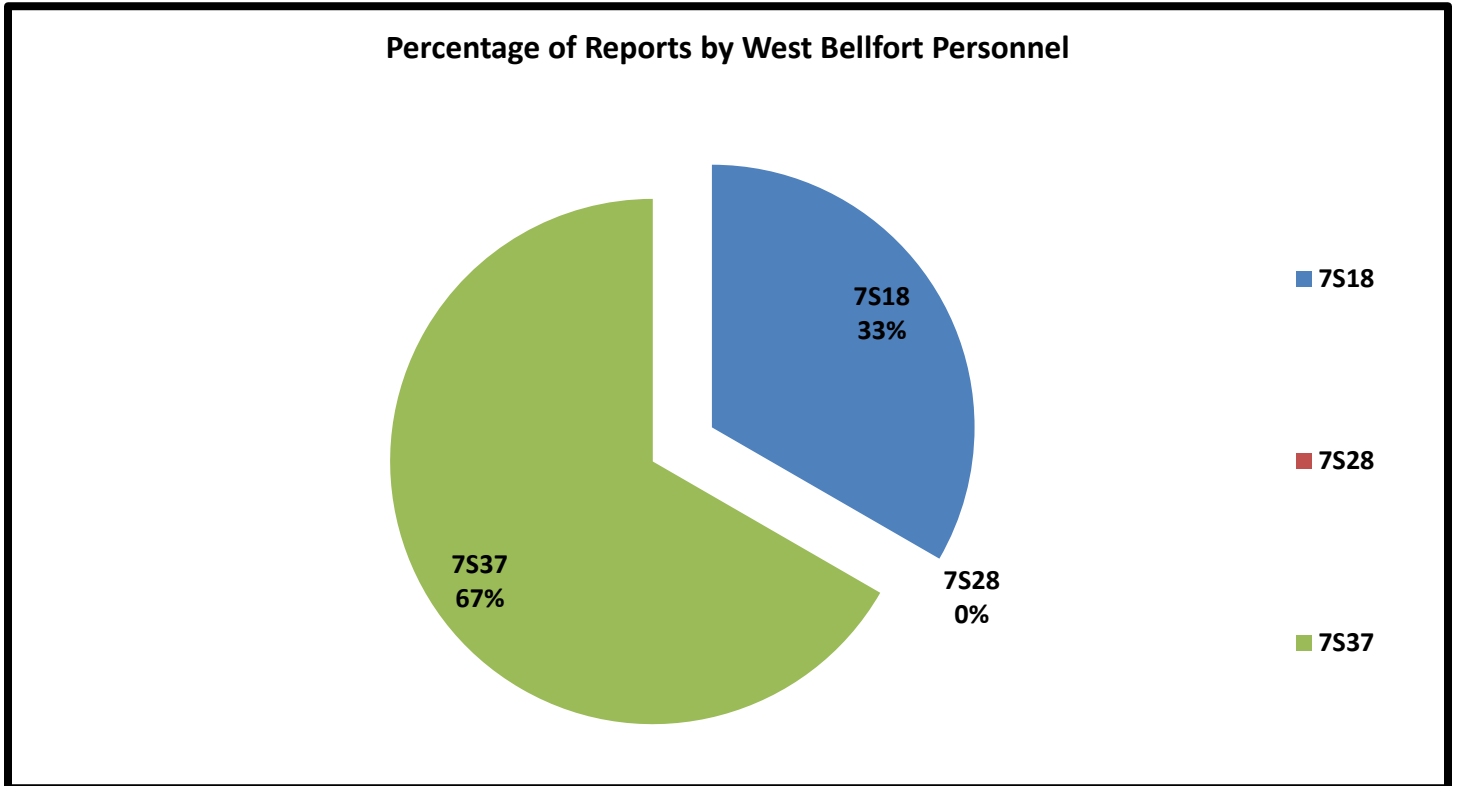
*	C.I.T. Dispositions	7S18	7S28	7S29	TOT	AVER	%
(A)	CIT/MHO Outside Referral	0	0	0	0	0.0	#DIV/0!
(B)	CIT/MHO Transport	0	0	0	0	0.0	#DIV/0!
(C)	CIT/MHO CIT Contact	0	0	0	0	0.0	#DIV/0!
(D)	CIT/MHO Arrest	0	0	0	0	0.0	#DIV/0!
(E)	<i>Totals</i>	0	0	0	0	0.0	#DIV/0!

G. Offense/Incident Reports Monthly Total:

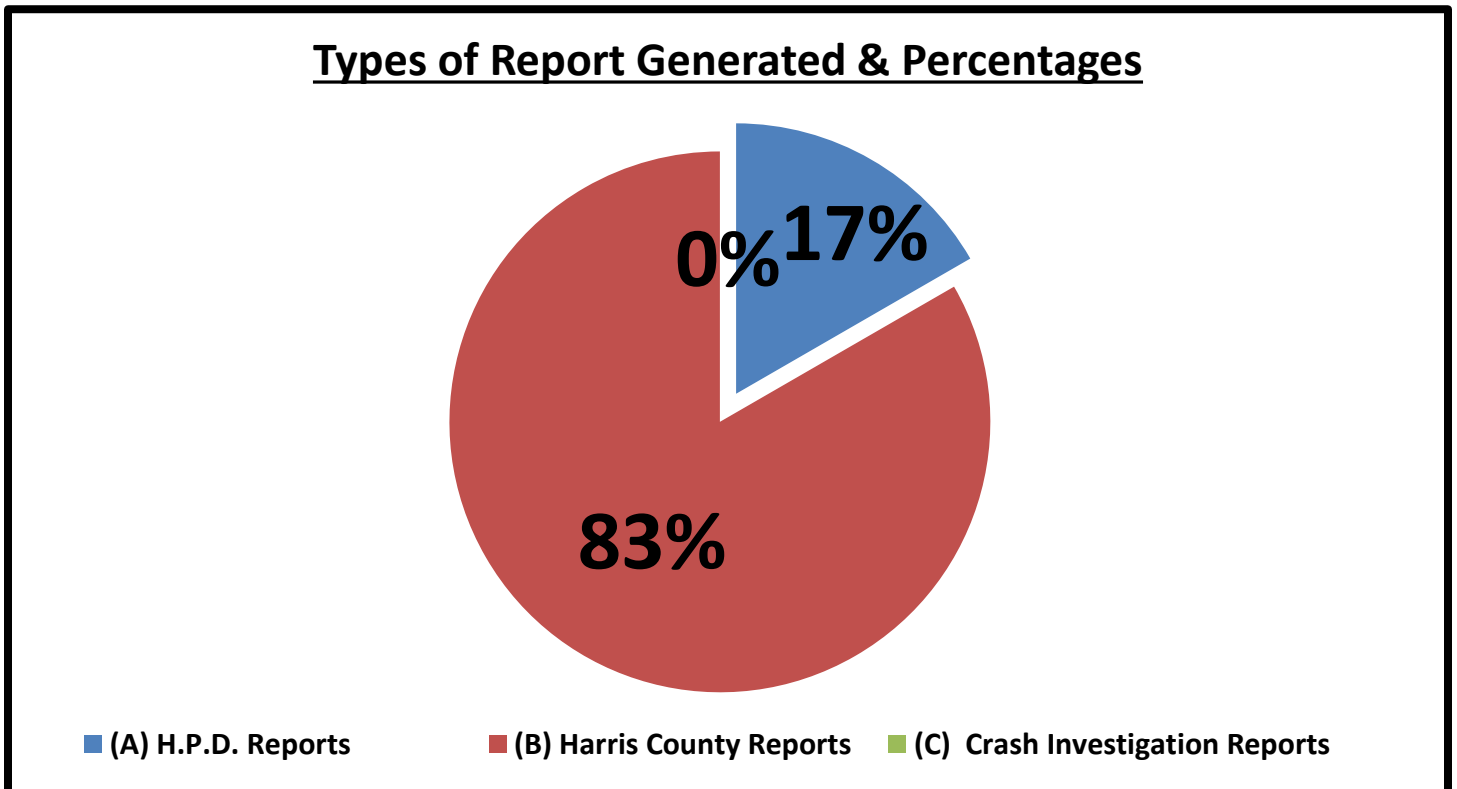
006

*	Offense/Incident Reports	7S18	7S28	7S29	TOT	AVER	%
(A)	H.P.D. Reports	1	0	0	1	0.3	17%
(B)	Harris County Reports	1	0	4	5	1.7	83%
(C)	Crash Investigation Reports	0	0	0	0	0.0	0%
(D)	<i>Totals</i>	2	0	4	6	2.0	100%

H. Report Generation Percentages:



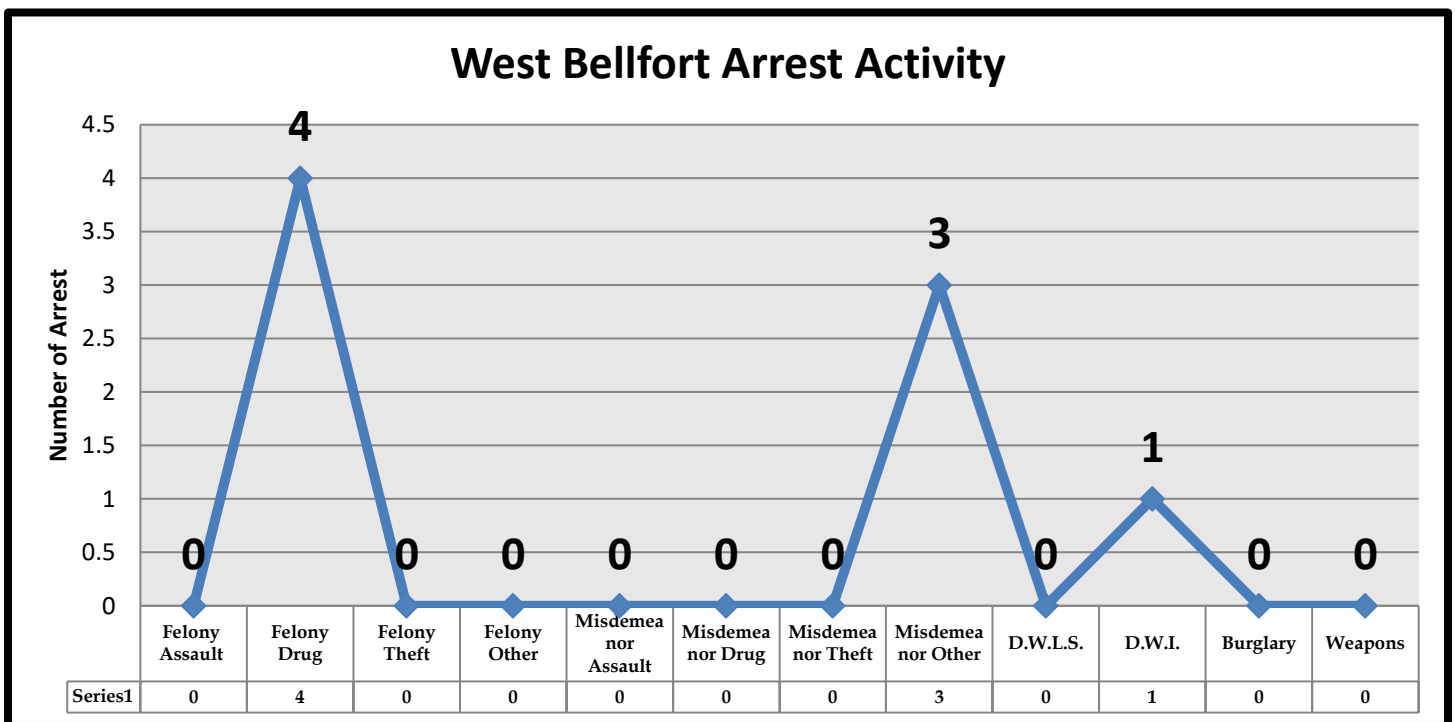
I. Percentages:



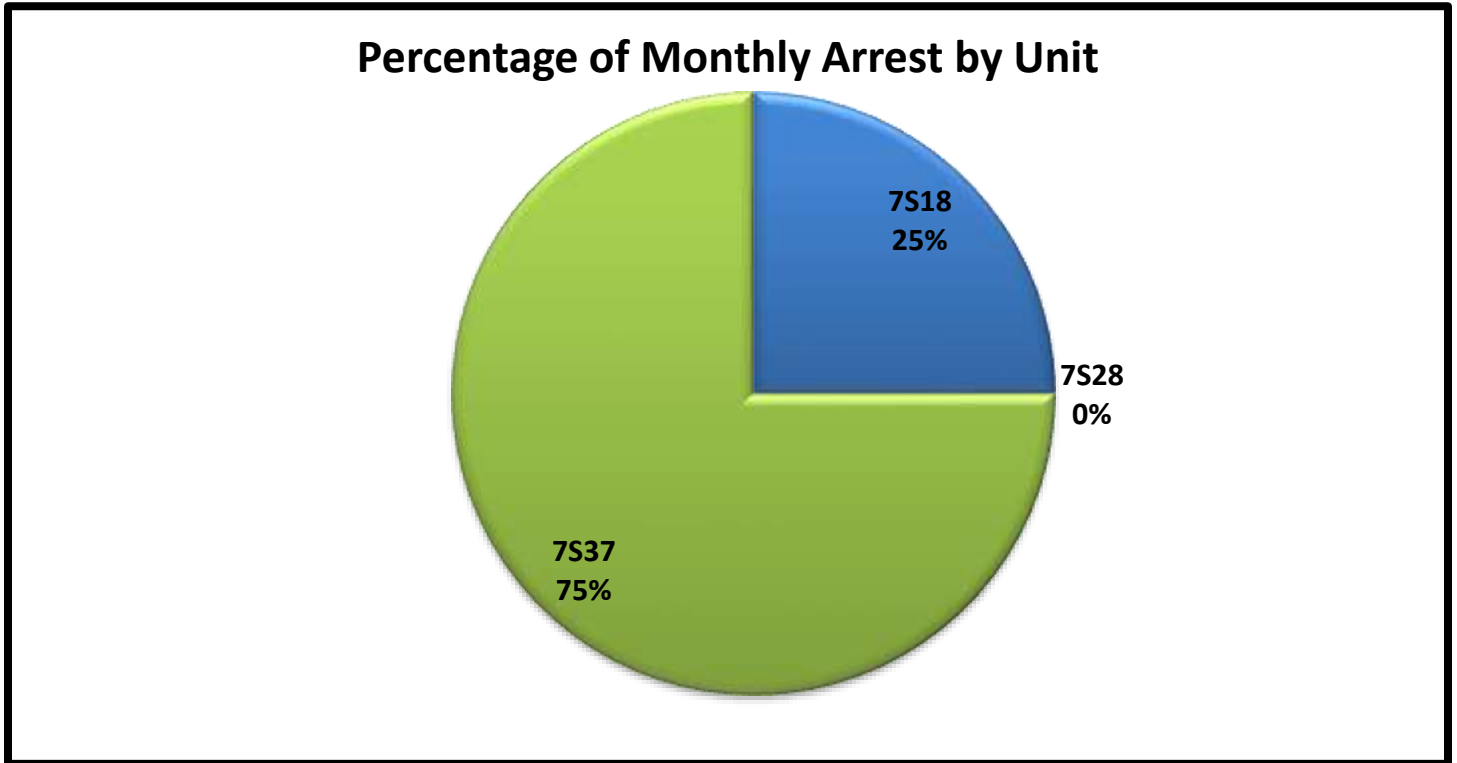
J. Types of Criminal Arrests Monthly Total:

*	Types of Criminal Arrests	7S18	7S28	7S29	TOT	AVER	%
A	Felony Assault	0	0	0	0	0.0	0%
B	Felony Drug	0	0	4	4	1.3	50%
C	Felony Theft	0	0	0	0	0.0	0%
D	Felony Other	0	0	0	0	0.0	0%
E	Misdemeanor Assault	0	0	0	0	0.0	0%
F	Misdemeanor Drug	0	0	0	0	0.0	0%
G	Misdemeanor Theft	0	0	0	0	0.0	0%
H	Misdemeanor Other	1	0	2	3	1.0	38%
I	D.W.L.S.	0	0	0	0	0.0	0%
J	D.W.I.	1	0	0	1	0.3	13%
K	Burglary	0	0	0	0	0.0	0%
L	Weapons	0	0	0	0	0.0	0%
M	<i>Totals</i>	2	0	6	8	2.7	100%

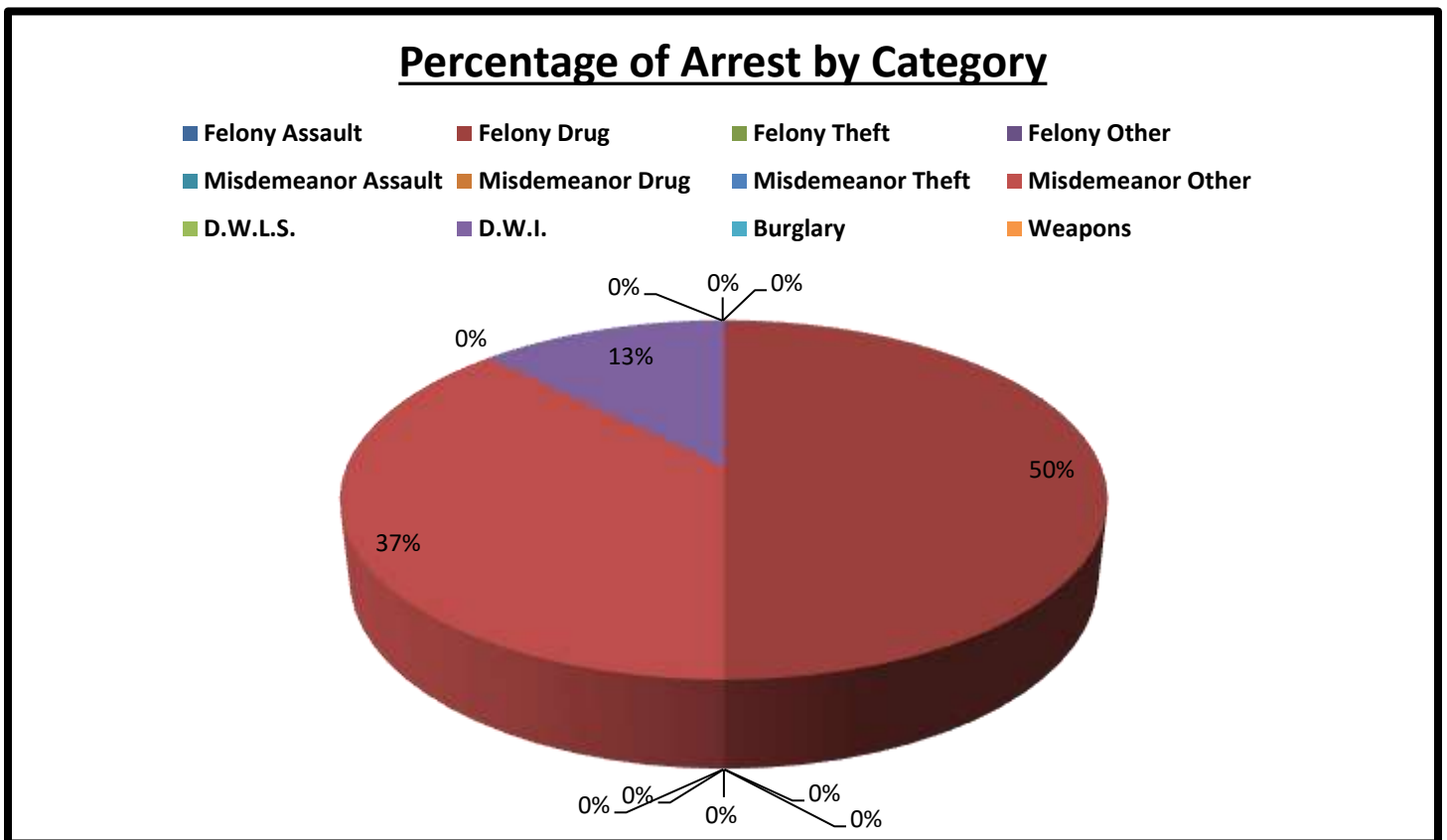
K. Types of Criminal Arrests Monthly Total:



L. Types of Criminal Arrests Percentage Total:



M. Types of Criminal Arrests Monthly Percentage Total:



N. Executed Warrant Monthly Total:

000

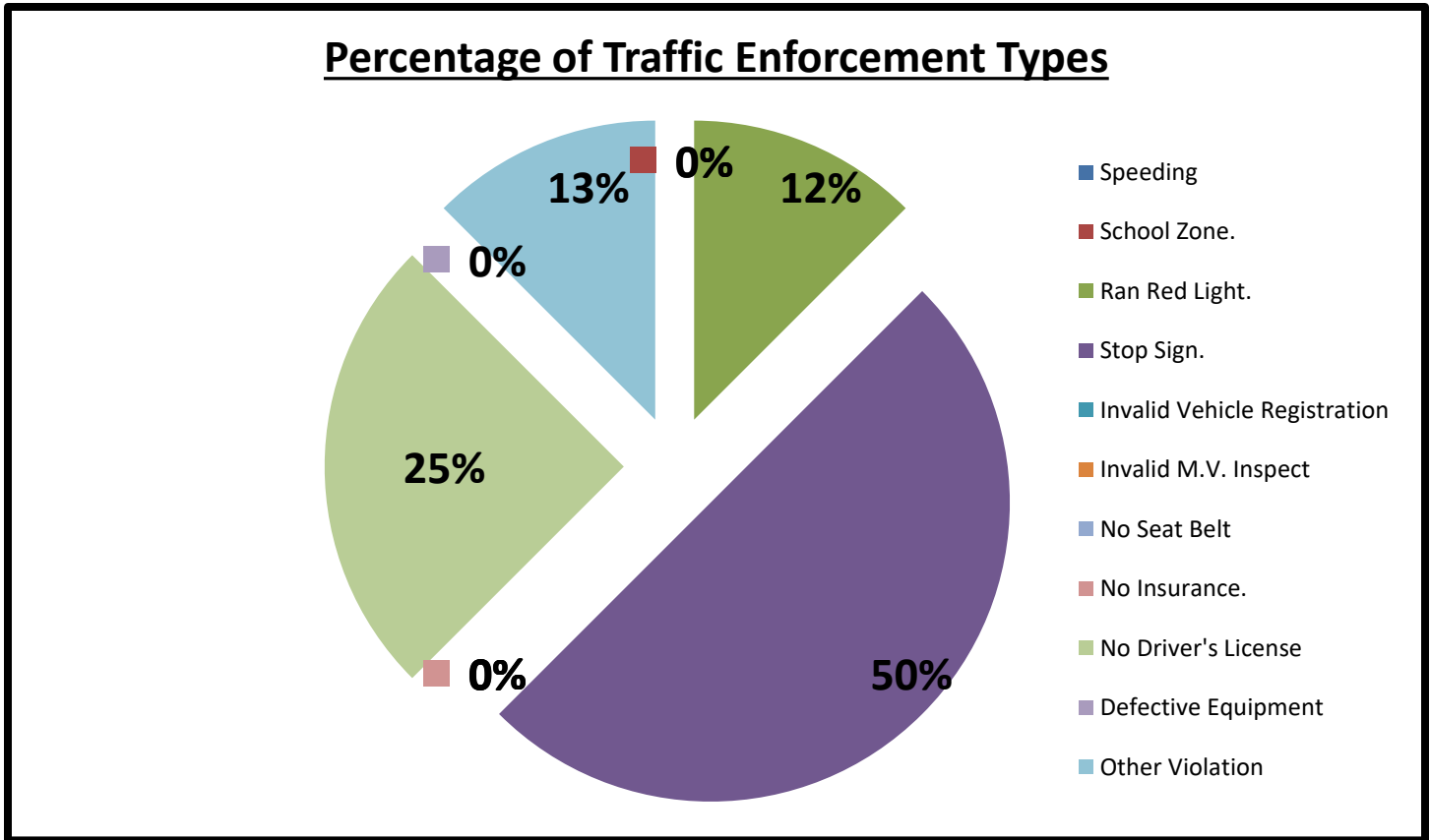
*	<i>Executed Warrants</i>	7S18	7S28	7S29	TOT	AVER	%
(A)	Felony Warrants	0	0	0	0	0.0	#DIV/0!
(B)	Misdemeanor Warrants	0	0	0	0	0.0	#DIV/0!
(C)	<i>Totals</i>	0	0	0	0	0.0	#DIV/0!

O. Traffic Law Enforcement Total:

028

*	<i>Traffic Enforcement</i>	7S18	7S28	7S29	TOT	AVER	%
A	Speeding	0	0	0	0	0.0	0%
B	School Zone.	0	0	0	0	0.0	0%
C	Ran Red Light.	0	1	0	1	0.3	13%
D	Stop Sign.	0	3	1	4	1.3	50%
E	Invalid Vehicle Registration	0	0	0	0	0.0	0%
F	Invalid M.V. Inspect	0	0	0	0	0.0	0%
G	No Seat Belt	0	0	0	0	0.0	0%
H	No Insurance.	0	0	0	0	0.0	0%
I	No Driver's License	0	1	1	2	0.7	25%
J	Defective Equipment	0	0	0	0	0.0	0%
K	Other Violation	0	1	0	1	0.3	13%
L	Written Warnings	0	0	0	0	0.0	0%
M	Verbal Warning	0	5	15	20	6.7	100%
N	Citation	0	6	2	8	2.7	29%
O	Total Violations	0	11	17	28	9.3	100%

P. Traffic Law Enforcement Total:



Q. Citations vs. Warnings Monthly Total:

028

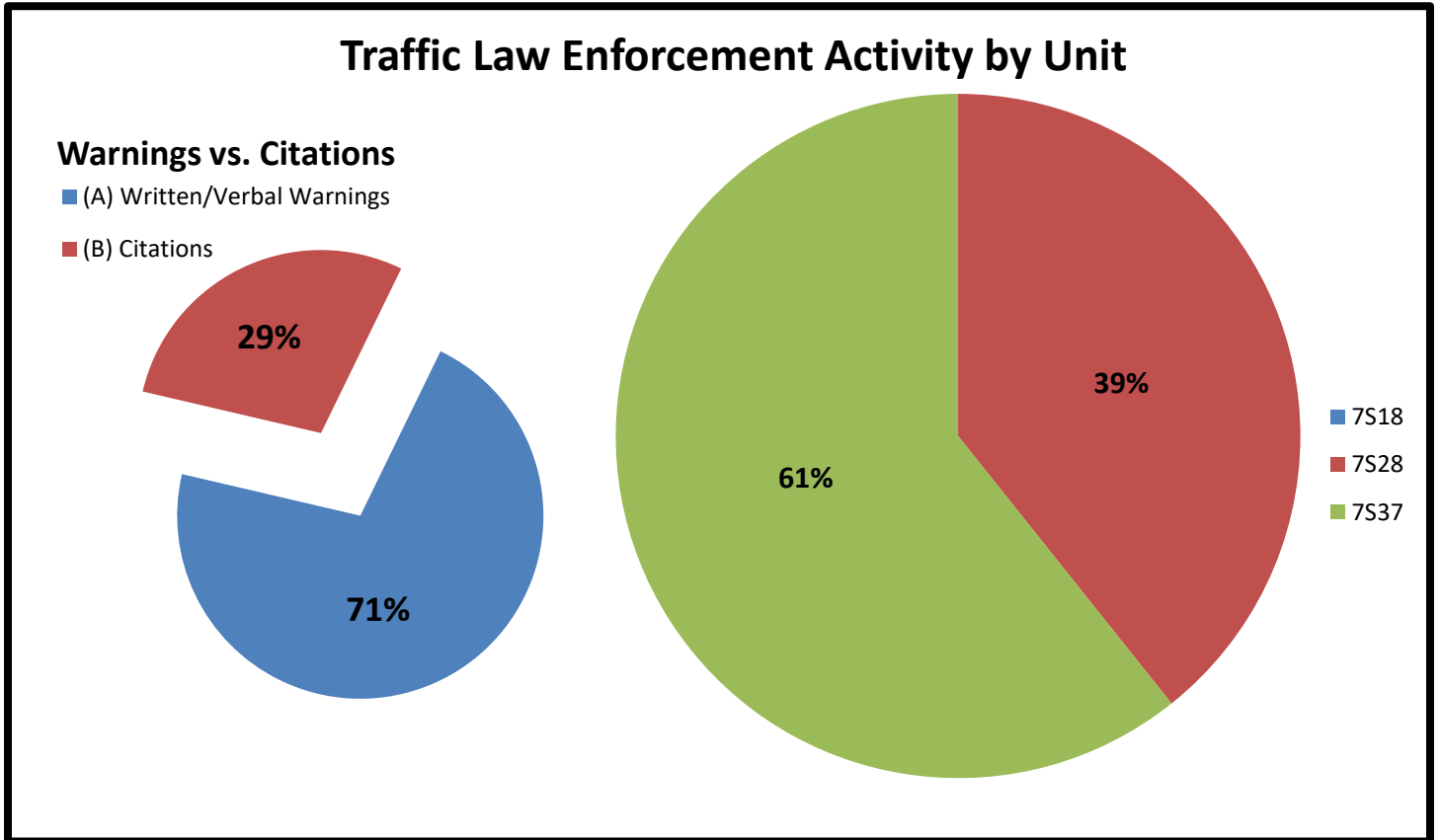
*	Warnings vs. Citations	7S18	7S28	7S29	TOT	AVER	%
(A)	Written/Verbal Warnings	0	5	15	20	6.7	71%
(B)	Citations	0	6	2	8	2.7	29%
(C)	<i>Totals</i>	0	11	17	28	9.3	100%

R. Sources of Calls for Service Monthly Total:

744

*	Sources of Calls for Service	7S18	7S28	7S29	TOT	AVER	%
(A)	On View	0	8	0	8	2.7	1%
(B)	Dispatched	10	19	5	34	11.3	5%
(C)	Self-Initiated	185	99	418	702	234.0	94%
(D)	<i>Totals</i>	195	126	423	744	248.0	100%

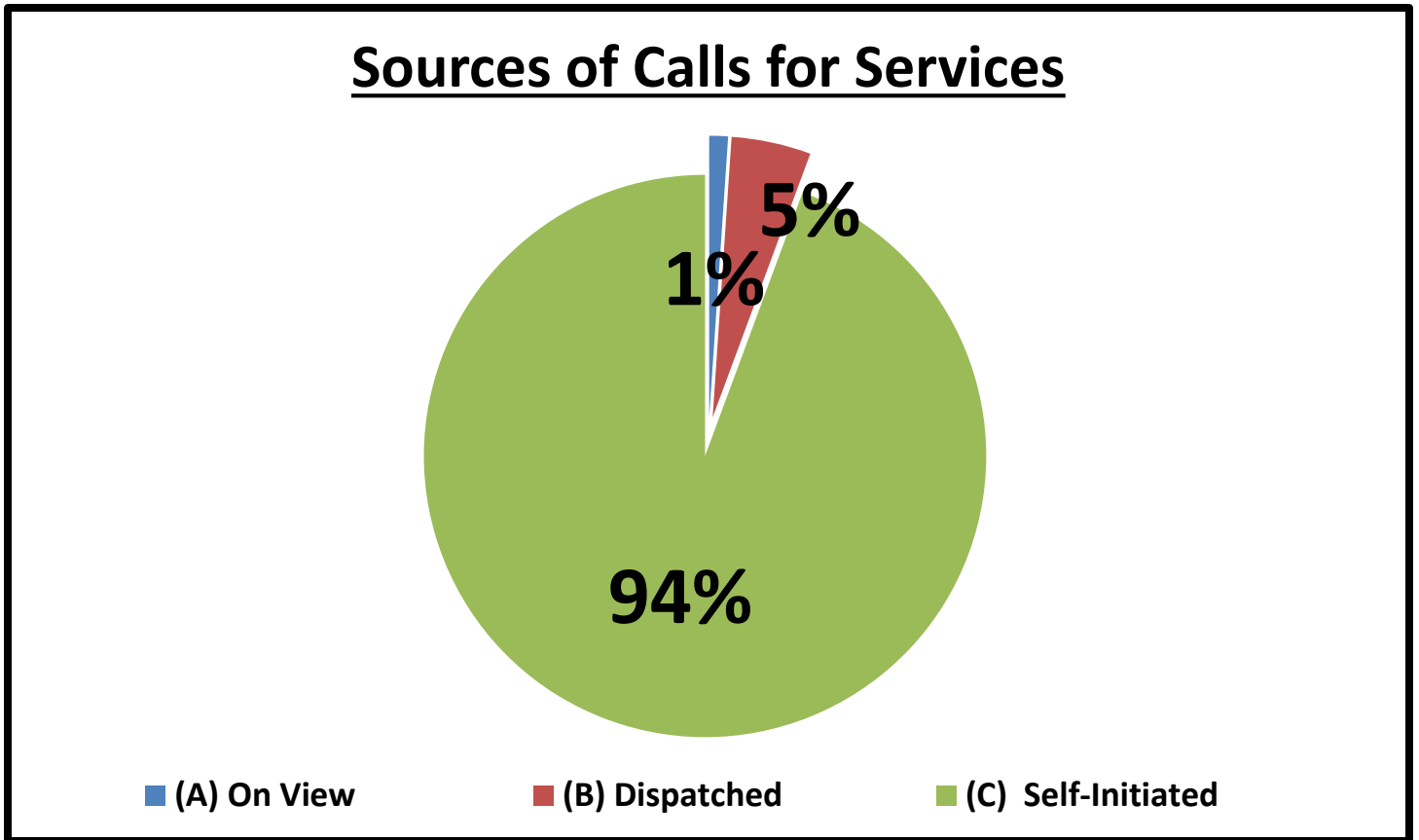
S. Traffic Law Enforcement Activity by Unit Percentages:



T. Sources of Calls for Service Percentages:

*	Sources of Calls for Service	7S18	7S28	7S29	TOT
(A)	On View	0%	6%	0%	1%
(B)	Dispatched	5%	15%	1%	5%
(C)	Self-Initiated	95%	79%	99%	94%
(D)	<i>Totals</i>	100%	100%	100%	100%

U. Sources of Calls for Service Percentages:



V. Free Reserve Personnel Time Utilized in Contract Monthly Total: 008

*	<i>Free Reserve Personnel Time</i>	7S18	7S28	7S29		TOT	AVER	%
(A)	<i>Totals</i>	8	0	0		8	2.7	100%

W. Monthly Productivity Analysis Report (M.P.A.R.) - Executive Summary:

*	<i>Units</i>	7S18	7S28	7S29		TOT	AVER
1	Patrol Activity	197	126	427		750	250.0
2	Security Checks	181	98	391		670	223.3
3	C.I.T. Interactions	0	0	0		0	0.0
4	Offense/Incident Reports	2	0	4		6	2.0
*	<i>Total Service Calls</i>	380	224	822		1426	475.3
1	Criminal Arrests	2	0	6		8	2.7
2	Citations Issued	0	6	2		8	2.7
3	Written & Verbal Warnings	0	5	15		20	6.7
*	<i>Enforcement Service Calls</i>	2	11	23		36	12.0
*	<i>Total Hours</i>	160	160	160		480	160.0
1	Sick Time Used	0	0	0		0	0.0
2	Vacation Time Used	0	0	0		0	0.0
3	Training Time Used	0	0	0		0	0.0
4	Compensatory Time Used	40	0	0		40	13.3
*	<i>Hours Actually Worked</i>	120	160	160		440	146.7
*	<i>Unit Productivity Ratio</i>	3.2	1.5	5.3		3.3	3.3

X. Mileage Total:

2610

*	<i>Mileage</i>	7S18	7S28	7S29		TOT	AVER	%
(A)	<i>Totals</i>	966	617	1027		2610	870.0	348%

Y. Patrol Alert Submission Report:

*	<i>Received</i>				<i>Subject</i>
00x	<i>Date</i>	<i>Time</i>	<i>Code</i>	<i>Location</i>	
A.					

Z. Incident Summaries:

01.	JULY 09, 2020	1000 HOURS	STOLEN VEHICLE			DEPUTY C. MANZANARE	
	DAYSHIFT:	7800 CANDLE LN	WB	"F"	HPD:	0202482-20	
<p>On July 09, 2020, a Thursday, at approximately 1055 hours, while on patrol in the "West Bellfort Contract", Deputy C. Manzanare was performing routine patrol and law enforcement services when I (Deputy C. Manzanare) got dispatched to a stolen vehicle call for service. Upon making contact with the complainant deputy discovered a theft had occurred involving unknown suspect(s), Deputy gathered all pertinent information needed to make a report. Report Generated. The patrol activity type is "PAT=U".</p>							

02.	JULY 16, 2020	1300 HOURS	DRIVING W/INFLUENCE			DEPUTY C. MANZANARE	
	DAYSHIFT:	8000 COBBLEFIELD LN	WB	"M"	HC:	2007-00104	
<p>On July 16, 2020, a Thursday, at approximately 1313 hours, while on patrol in the "West Bellfort Contract", Deputy C. Manzanare was performing routine patrol and law enforcement services when I (Deputy C. Manzanare) got dispatched to a suspicious person/vehicle call for service. The caller advised a vehicle was stuck on the curb and the occupants appeared intoxicated. The driver was found to be under the influence of PCP as well as the front passenger who was outside the vehicle. The driver was arrested for DWI and the passenger for PI. Both were arrested and transported to Harris County Jail without incident. The patrol activity type is "PAT=D".</p>							

03.	JULY 18, 2020	0000 HOURS	NARCOTICS ARREST-PCS			DEPUTY C. LEWIS	
	NIGHTSHIFT:	7900 CREEKBEND	WB	"F"	HC:	2007-00117	
<p>On Saturday, July 18, 2020, at approximately 00:50 hours, I, Deputy Lewis performed a traffic stop on a passenger vehicle for a minor traffic violation I observed. During my investigation, I found probable cause to search the vehicle locating, methamphetamine and a handgun pistol. The operator was arrested for Possession of a Controlled Substance and Unlawful Carry of a Firearm. It should be noted the suspect was on probation and was not supposed to possess a firearm. The patrol activity type is "PAT=E".</p>							

04.	JULY 19, 2020	0400 HOURS	NARCOTICS ARREST-PCS			DEPUTY C. LEWIS	
	NIGHTSHIFT:	7700 CREEKBEND	WB	"F"	HC:	2007-00123	
<p>On Sunday, July 19, 2020, at approximately 04:23 hours, I, Deputy Lewis performed a traffic stop on a passenger vehicle for a minor traffic violation I observed. During my investigation, the operator signed a consent to search form, allowing me to search his vehicle. During my search, I located crack cocaine inside the operator's vehicle. The crack cocaine weighed a total of 1 gram. The operator was arrested for Possession of a Controlled Substance. The patrol activity type is "PAT=E".</p>							

05.	JULY 23, 2020	0200 HOURS	NARCOTICS ARREST-PCS		DEPUTY C. LEWIS	
	NIGHTSHIFT:	7600 SANFORD	WB	"F"	HC:	2007-00159
<p>On Thursday, July 23, 2020, at approximately 02:49 hours, I, Deputy Lewis performed a traffic stop on a passenger vehicle for a minor traffic violation I observed. During my investigation, the operator signed a consent to search form, allowing me to search their vehicle after openly admitting illegal drugs were in the vehicle. I located three crack pipes and crack cocaine inside the vehicle, which weighed a total of 1 gram. The operator and passenger both were arrested for Possession of a Controlled Substance due to no one owing the illegal drug and drug paraphernalia. It should be noted the passenger was arrested for Possession of a Controlled Substance on July 19, 2020, by me. The patrol activity type is "PAT=E".</p>						

06.	JULY 25, 2020	0100 HOURS	NARCOTICS ARREST-PCS		DEPUTY C. LEWIS	
	NIGHTSHIFT:	10800 BRAESRIDGE	WB	"F"	HC:	2007-00172
<p>On Saturday, July 25, 2020, at approximately 01:09 hours, I, Deputy Lewis performed a traffic stop on a passenger vehicle for a minor traffic violation I observed. During my investigation, I found probable cause to search the vehicle locating, methamphetamine and a handgun pistol. The operator was arrested for Possession of a Controlled Substance and Unlawful Carry of a Firearm. The patrol activity type is "PAT=E".</p>						

Sergeant Jon Meek

Sergeant Jon Meek
 Neighborhood Patrol Division, First Line Supervisor
 Harris County Constable's Office of Precinct 713-643-6602