



MAY WALKER, CONSTABLE
PRECINCT SEVEN
HARRIS COUNTY, TEXAS

MAIN OFFICE
5300 Griggs Road
Houston, Texas 77021
PHONE (713) 643-6602
FAX (713) 643-3401

Date: September 6, 2020

From: Sergeant Jon Meek
Neighborhood Patrol Division, First Line Supervisor
Harris County Constable's Office of Precinct "7"

To: Property Owners Association
Board of Directors & Management Company

Subject: August Monthly Productivity Analysis Report
Enclosure: **MPAR – August 2020**
Distribution: Executive Command Staff & Board of Directors & Management Company

The purpose of this "**Monthly Productivity Analysis Report**" (M.P.A.R.) is to provide the executive command staff with the appropriate data to analyze the productivity of assigned personnel and their shifts' activities to allow for the validation of individual and divisional performance evaluations. With regard to the specific contents of the report, there are 18 distinctive component parts of this report. These components are enumerated below:

- | | |
|--|---|
| 01. Patrol Activity Details | 10. Traffic Enforcement Report |
| 02. Patrol Activity Analytical Summary | 11. Trends & Percentages of Traffic |
| 03. Patrol Activity Percentages & Trends | 12. Citation & Warning Issuance Review |
| 04. Security Checks Report | 13. Call for Service Report (<i>C.F.S.</i>) |
| 05. Security Checks Percentages & Trends | 14. Trends & Percentages for <i>C.F.S.</i> |
| 06. Crisis Intervention Disposition Report | 15. Overtime Report (service at no Cost) |
| 07. Offense/Incident Generation Report | 16. Reserve Deputy Use (at no Cost) |
| 08. Criminal Arrest Types Report | 17. Incident Summarization |
| 09. Warrant Execution Report | 18. Hotspot Report Data Review |

A cursory analysis of the statistical data from this report should be demonstrative of the quality of performance of this agency in realizing the contractual obligations and the overall achievement of the goals and objectives of this Agency and the Contract Division.

1680 total miles were driven and the shift responded to **783** total service calls and conducted **000** crash investigations. The shift issued **002** traffic citations, made **01** arrests and handled **018** enforcement service related calls.

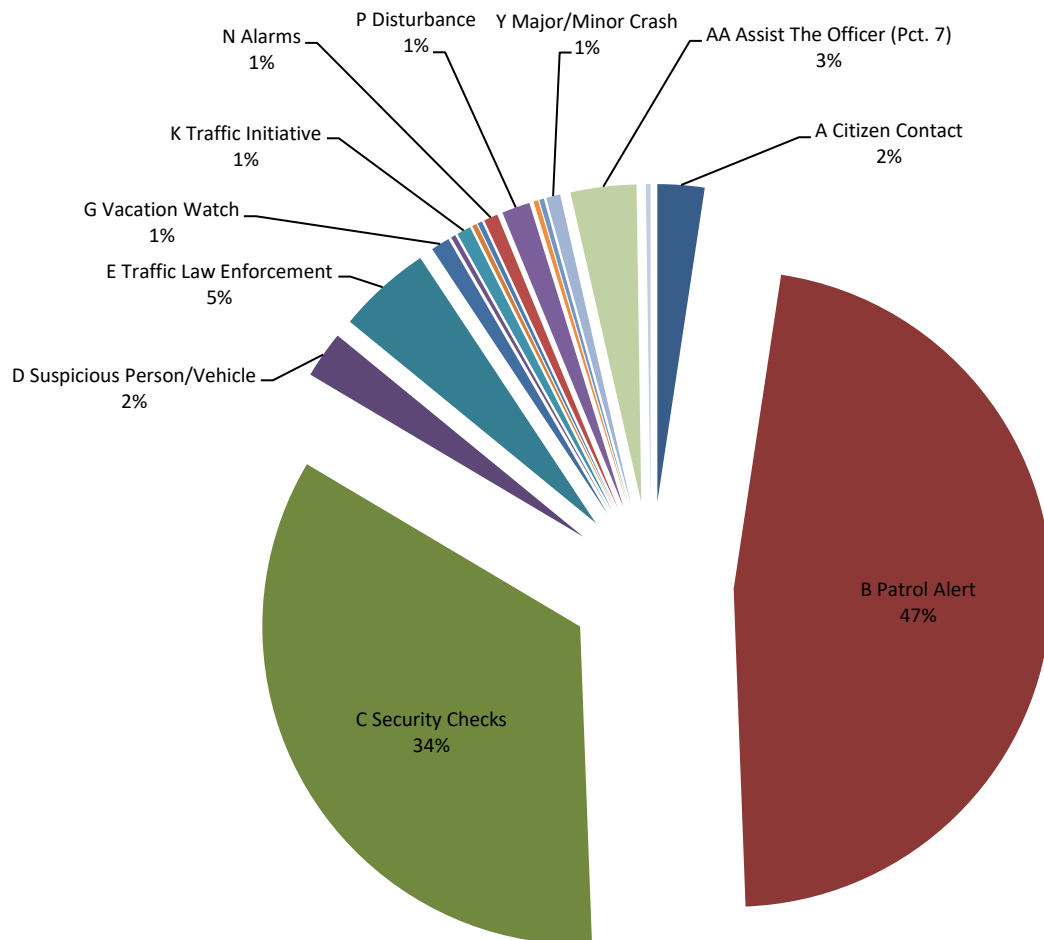
A. Patrol Activity Monthly Total:

0419

*	<i>Patrol Activity Types</i>	7S18	7S28	7S29	TOT	AVER	%
A	Citizen Contact	8	0	2	10	3.3	2%
B	Patrol Alert	4	0	193	197	65.7	47%
C	Security Checks	108	0	35	143	47.7	34%
D	Suspicious Person/Vehicle	9	0	1	10	3.3	2%
E	Traffic Law Enforcement	4	0	16	20	6.7	5%
F	Offense/Incident Reports	0	0	0	0	0.0	0%
G	Vacation Watch	0	0	4	4	1.3	1%
H	Open Door / Window	0	0	0	0	0.0	0%
I	Assist Contract Citizen	0	0	0	0	0.0	0%
J	Welfare Check / Med.	1	0	0	1	0.3	0%
K	Traffic Initiative	3	0	0	3	1.0	1%
L	Traffic Hazard	1	0	0	1	0.3	0%
M	Animal Humane	1	0	0	1	0.3	0%
N	Alarms	3	0	0	3	1.0	1%
O	Mental Cases (171)	0	0	0	0	0.0	0%
P	Disturbance	2	0	4	6	2.0	1%
Q	Criminal Investigation	0	0	0	0	0.0	0%
R	Follow-up Investigation	1	0	0	1	0.3	0%
S	Criminal Mischief	1	0	0	1	0.3	0%
T	Burglary Residence/Vehicle	0	0	0	0	0.0	0%
U	Theft / Theft of Business	0	0	0	0	0.0	0%
V	Citizen Assaulted	0	0	0	0	0.0	0%
W	Robbery of an Individual	0	0	0	0	0.0	0%
X	Trespass Warning	0	0	0	0	0.0	0%
Y	Major/Minor Crash	3	0	0	3	1.0	1%
Z	Child Custody Disputes	0	0	0	0	0.0	0%
AA	Assist The Officer (Pct. 7)	14	0	0	14	4.7	3%
BB	Runaway Missing Persons	0	0	0	0	0.0	0%
CC	Assisted LEA	0	0	0	0	0.0	0%
DD	Solicitors	0	0	0	0	0.0	0%
EE	Meeting/Event/Ct.	0	0	1	1	0.3	0%
*	MONTH TOTALS	163	0	256	419	139.7	100%

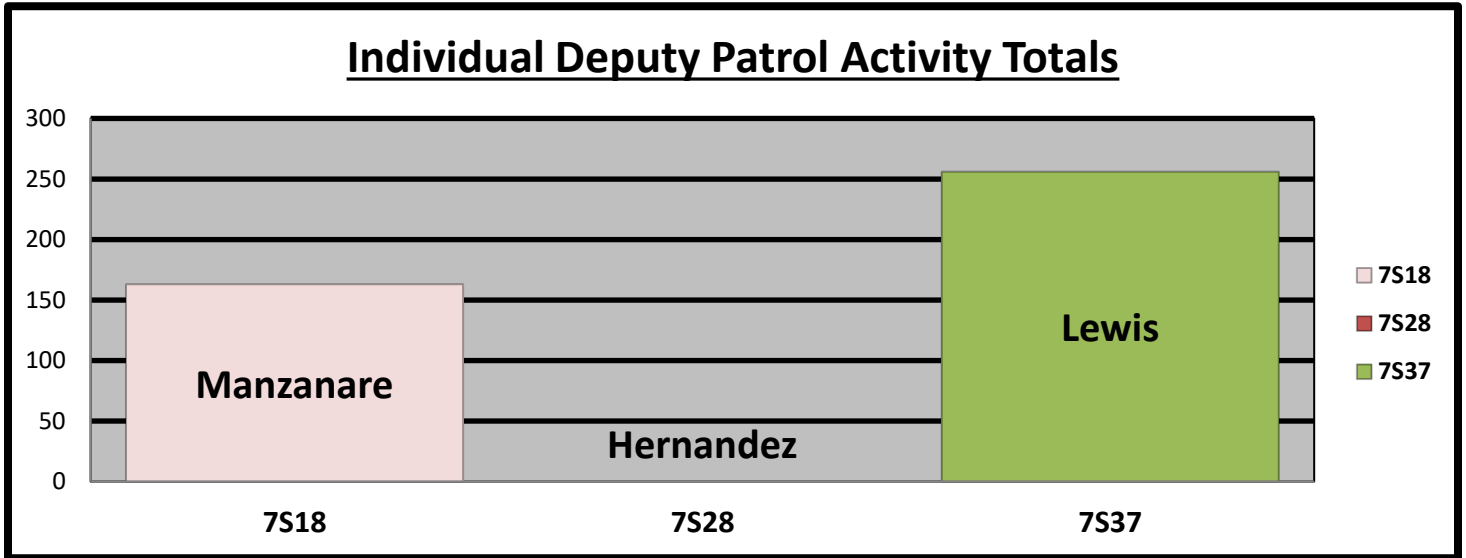
A1. Patrol Activity Percentage:

Percentage of Patrol Activity



- | | | | |
|-------------------------------|------------------------------|----------------------------------|--------------------------------|
| ■ A Citizen Contact | ■ B Patrol Alert | ■ C Security Checks | ■ D Suspicious Person/Vehicle |
| ■ E Traffic Law Enforcement | ■ F Offense/Incident Reports | ■ G Vacation Watch | ■ H Open Door / Window |
| ■ I Assist Contract Citizen | ■ J Welfare Check / Med. | ■ K Traffic Initiative | ■ L Traffic Hazard |
| ■ M Animal Humane | ■ N Alarms | ■ O Mental Cases (171) | ■ P Disturbance |
| ■ Q Criminal Investigation | ■ R Follow-up Investigation | ■ S Criminal Mischief | ■ T Burglary Residence/Vehicle |
| ■ U Theft / Theft of Business | ■ V Citizen Assaulted | ■ W Robbery of an Individual | ■ X Trespass Warning |
| ■ Y Major/Minor Crash | ■ Z Child Custody Disputes | ■ AA Assist The Officer (Pct. 7) | ■ BB Runaway Missing Persons |
| ■ CC Assisted LEA | ■ DD Solicitors | ■ EE Meeting/Event/Ct. | |

B. Patrol Activity by West Belfort Personnel:

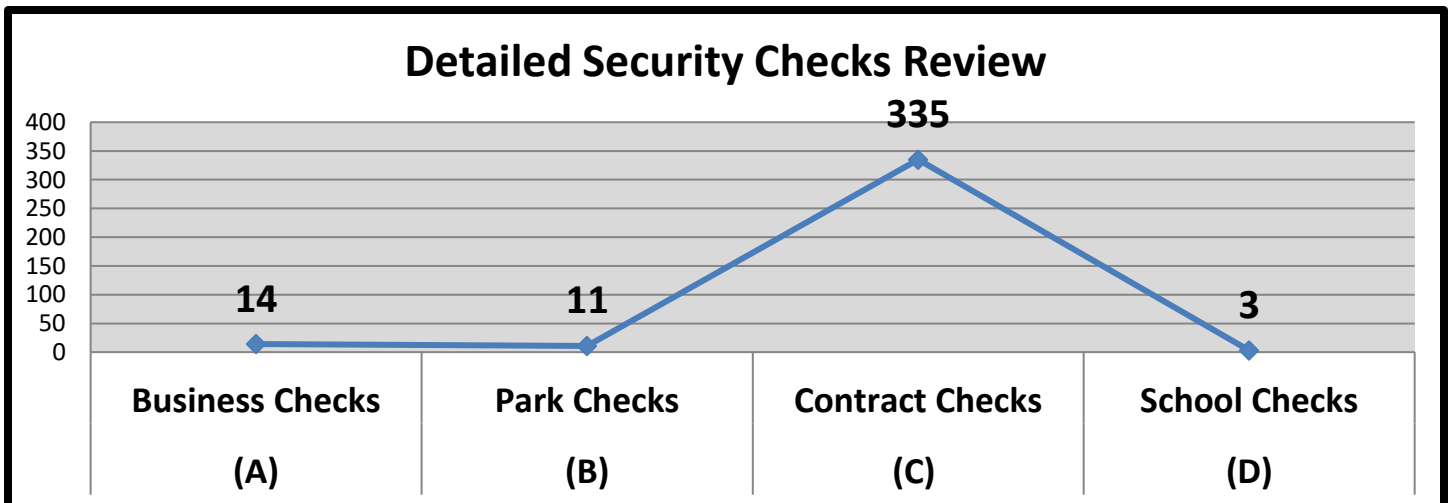


C. Security Checks Monthly Total:

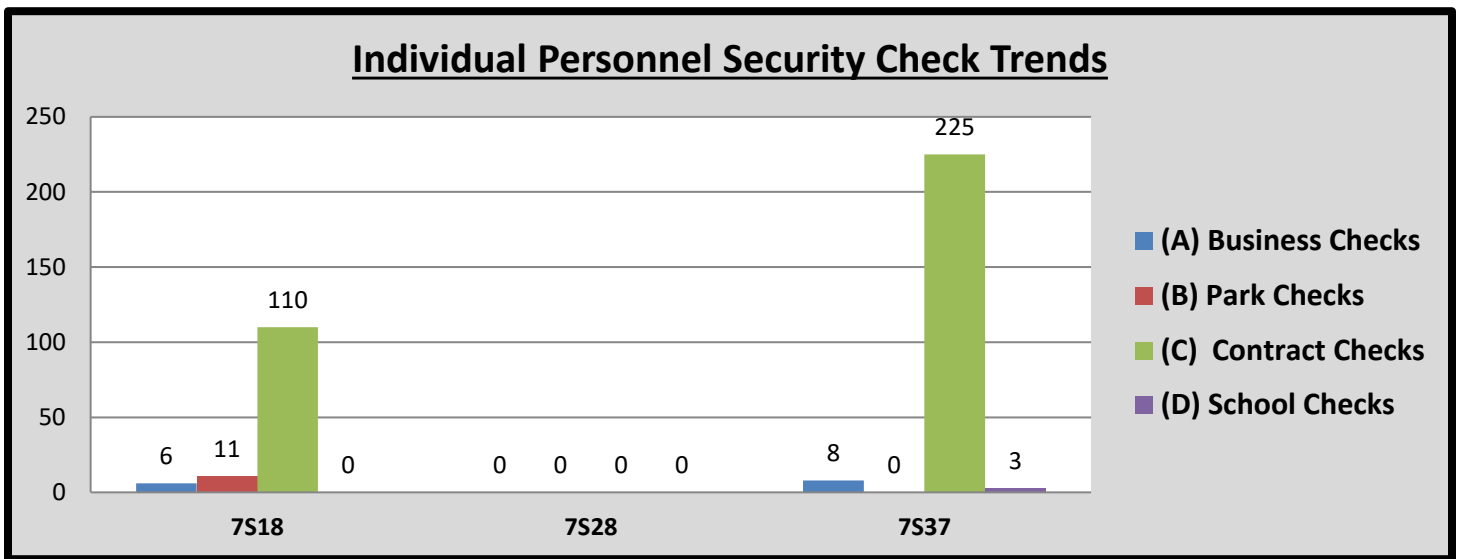
0363

*	Security Checks	7S18	7S28	7S29	TOT	AVER	%
(A)	Business Checks	6	0	8	14	4.7	4%
(B)	Park Checks	11	0	0	11	3.7	3%
(C)	Contract Checks	110	0	225	335	111.7	92%
(D)	Plaza Checks	0	0	3	3	1.0	1%
(E)	Totals	127	0	236	363	121.0	100%

D. Detailed Security Checks Monthly:



E. Individual Personnel Security Check Trends:



F. CIT/MHO Dispositions Monthly Total:

000

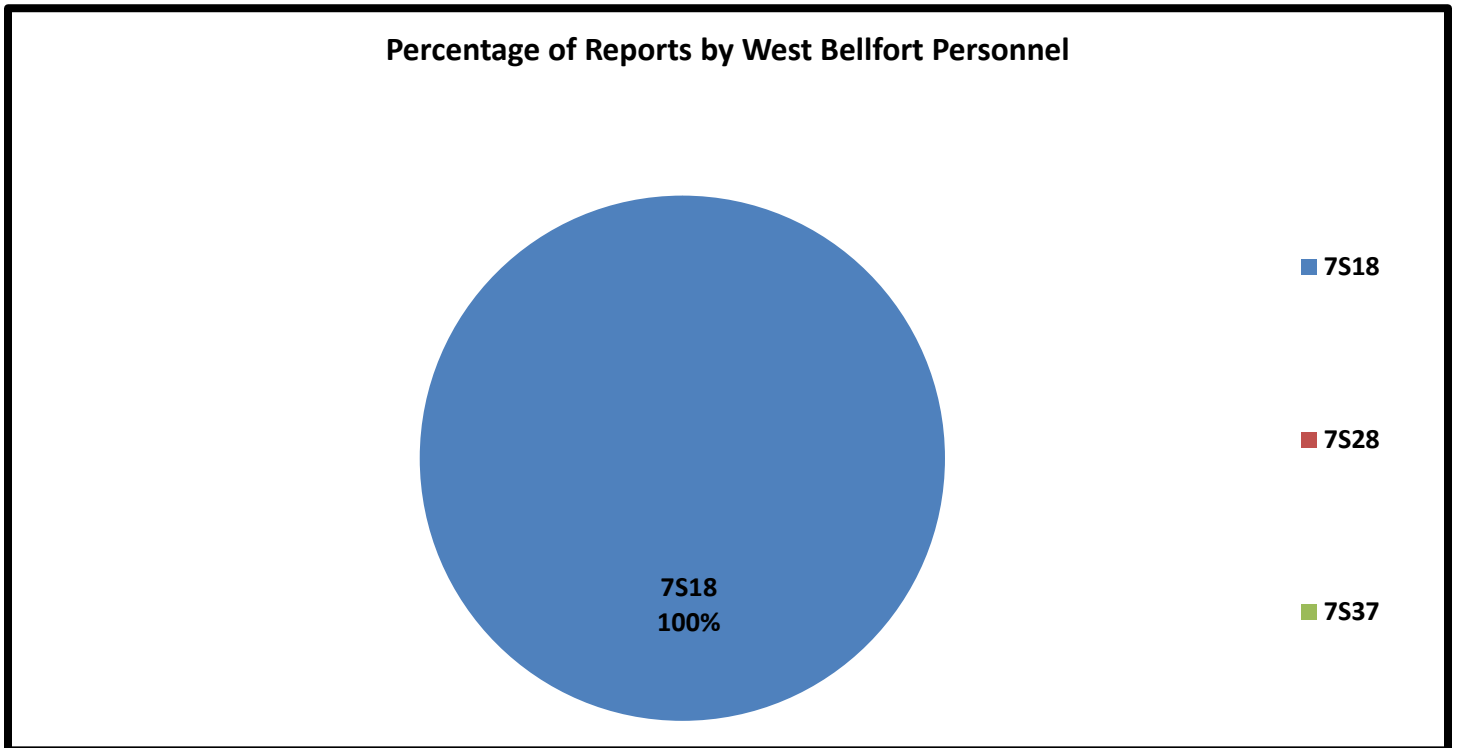
*	<i>C.I.T. Dispositions</i>	7S18	7S28	7S29	TOT	AVER	%
(A)	CIT/MHO Outside Referral	0	0	0	0	0.0	#DIV/0!
(B)	CIT/MHO Transport	0	0	0	0	0.0	#DIV/0!
(C)	CIT/MHO CIT Contact	0	0	0	0	0.0	#DIV/0!
(D)	CIT/MHO Arrest	0	0	0	0	0.0	#DIV/0!
(E)	<i>Totals</i>	0	0	0	0	0.0	#DIV/0!

G. Offense/Incident Reports Monthly Total:

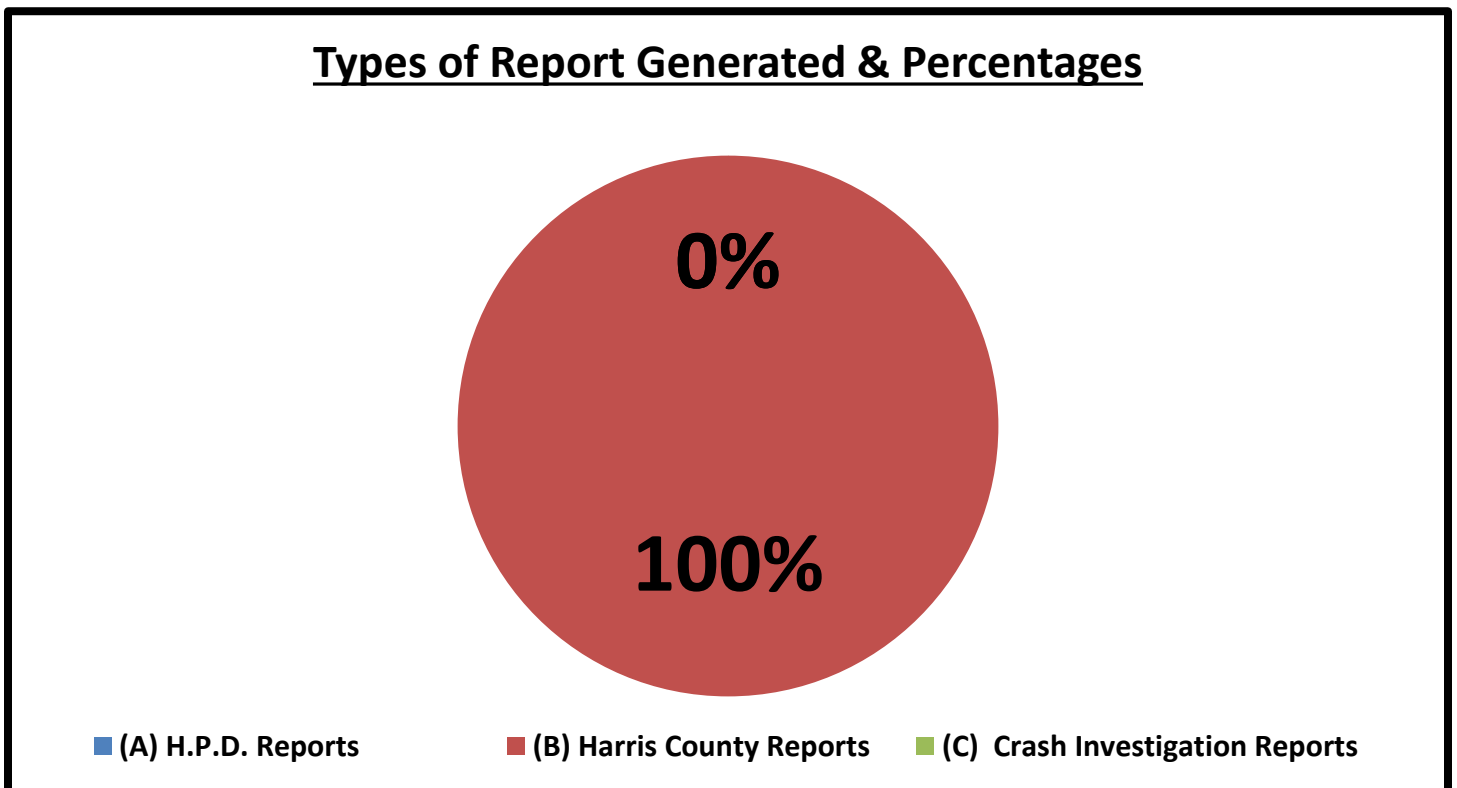
001

*	<i>Offense/Incident Reports</i>	7S18	7S28	7S29	TOT	AVER	%
(A)	H.P.D. Reports	0	0	0	0	0.0	0%
(B)	Harris County Reports	1	0	0	1	0.3	100%
(C)	Crash Investigation Reports	0	0	0	0	0.0	0%
(D)	<i>Totals</i>	1	0	0	1	0.3	100%

H. Report Generation Percentages:



I. Percentages:

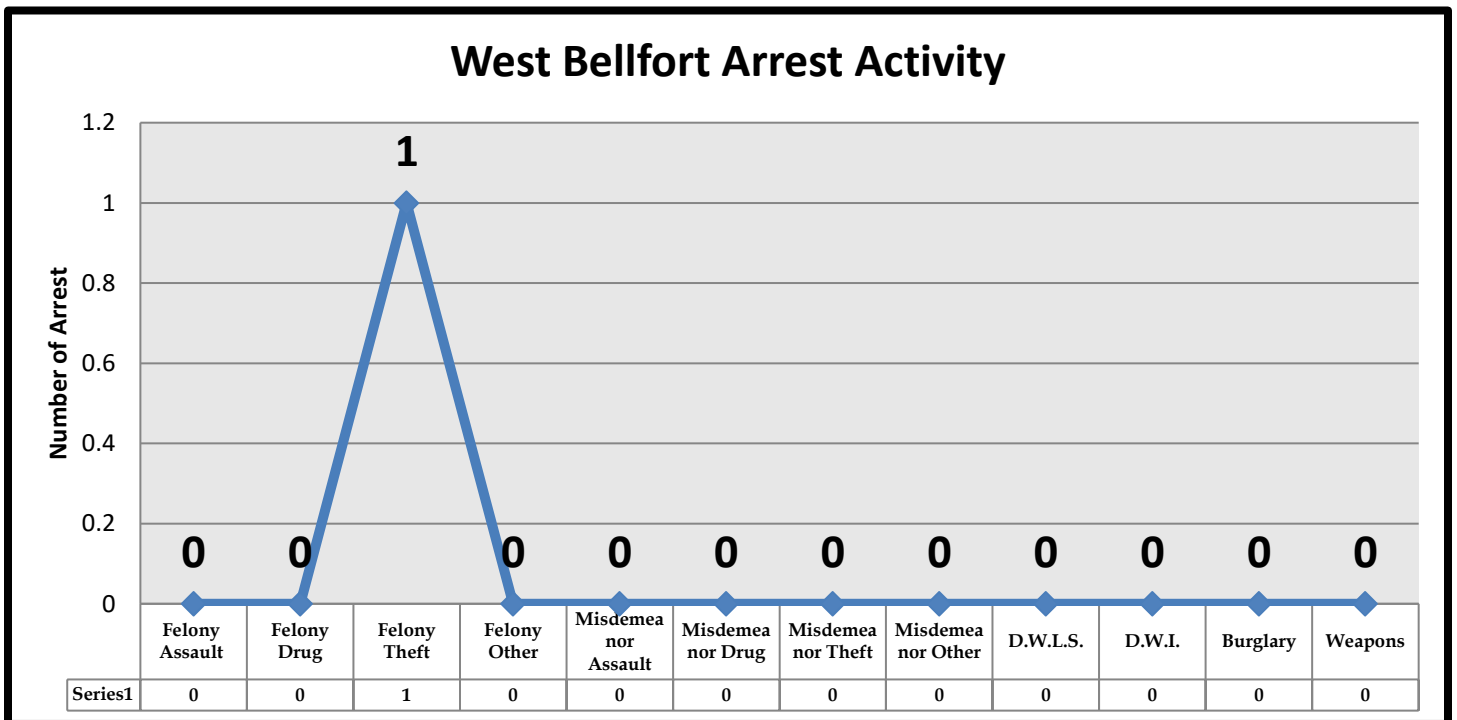


J. Types of Criminal Arrests Monthly Total:

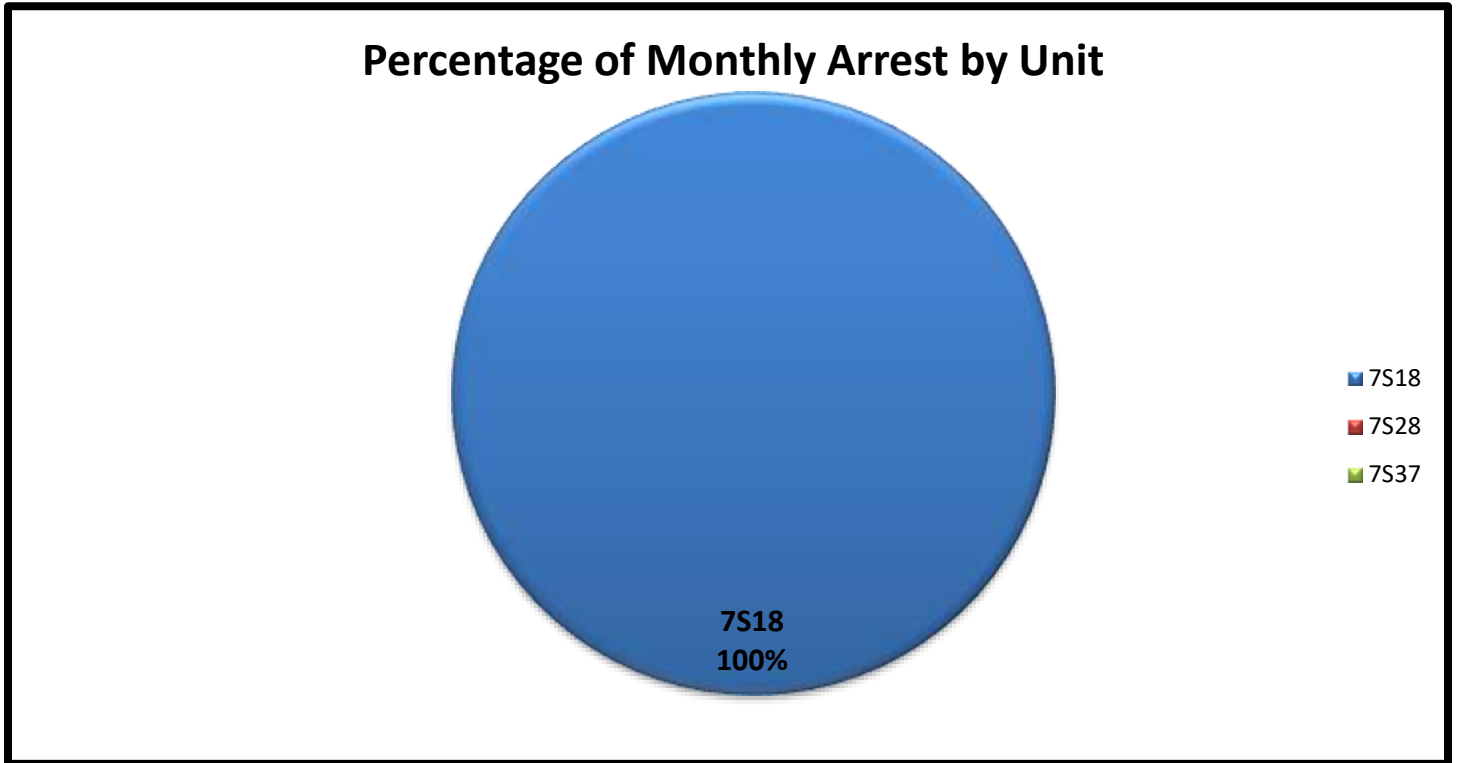
001

*	Types of Criminal Arrests	7S18	7S28	7S29	TOT	AVER	%
A	Felony Assault	0	0	0	0	0.0	0%
B	Felony Drug	0	0	0	0	0.0	0%
C	Felony Theft	1	0	0	1	0.3	100%
D	Felony Other	0	0	0	0	0.0	0%
E	Misdemeanor Assault	0	0	0	0	0.0	0%
F	Misdemeanor Drug	0	0	0	0	0.0	0%
G	Misdemeanor Theft	0	0	0	0	0.0	0%
H	Misdemeanor Other	0	0	0	0	0.0	0%
I	D.W.L.S.	0	0	0	0	0.0	0%
J	D.W.I.	0	0	0	0	0.0	0%
K	Burglary	0	0	0	0	0.0	0%
L	Weapons	0	0	0	0	0.0	0%
M	<i>Totals</i>	1	0	0	1	0.3	100%

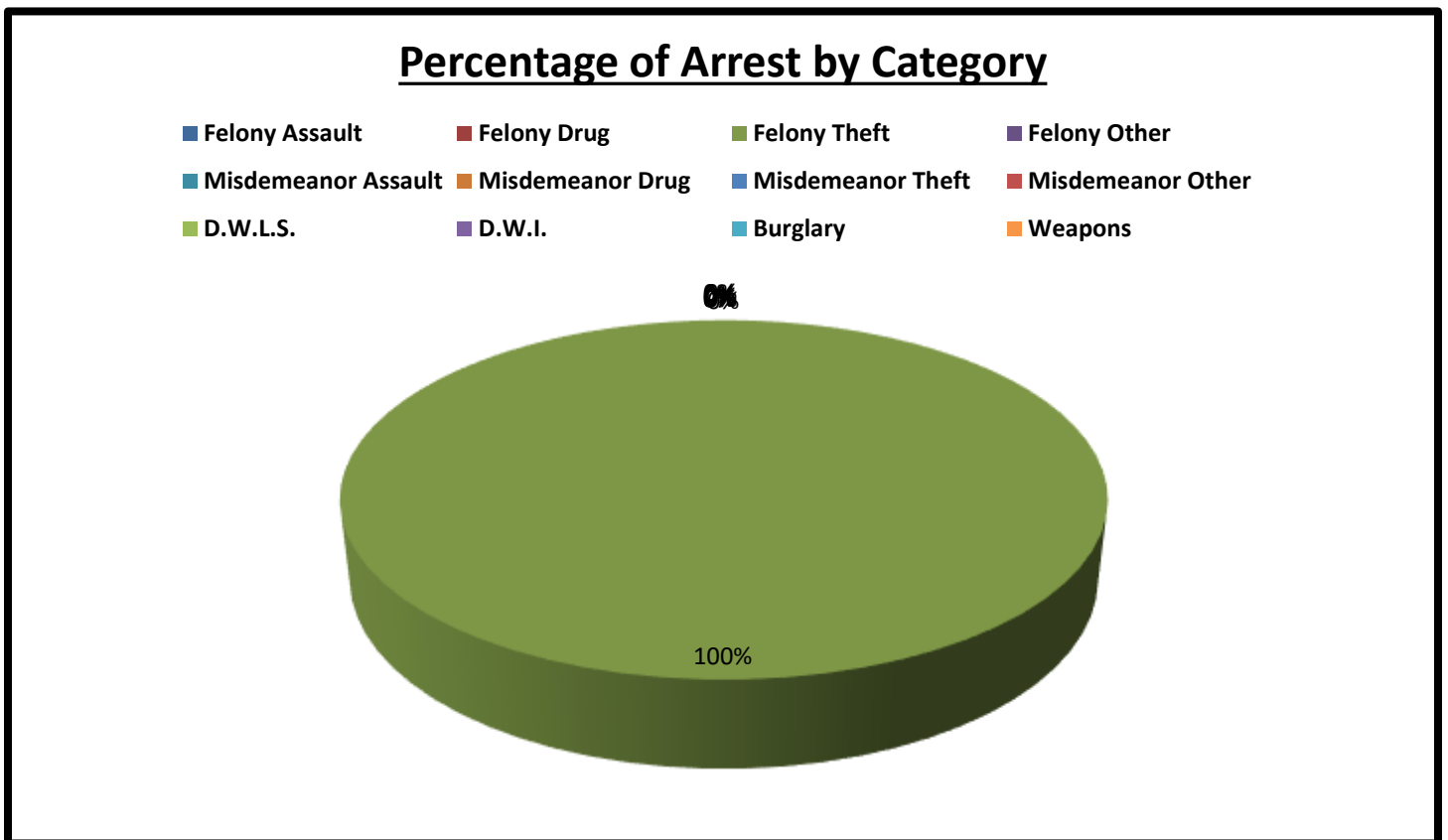
K. Types of Criminal Arrests Monthly Total:



L. Types of Criminal Arrests Percentage Total:



M. Types of Criminal Arrests Monthly Percentage Total:



N. Executed Warrant Monthly Total:

000

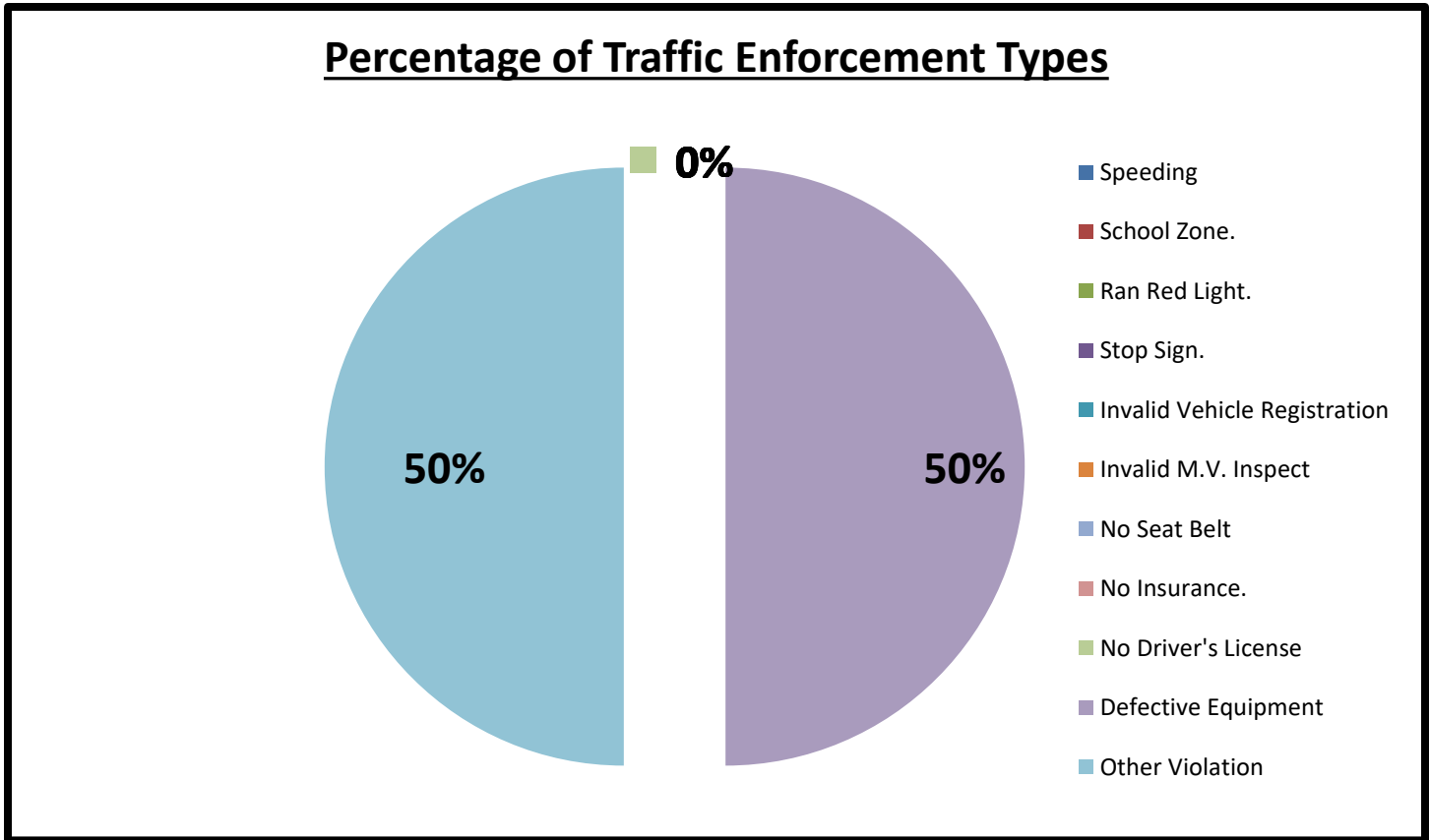
*	<i>Executed Warrants</i>	7S18	7S28	7S29	TOT	AVER	%
(A)	Felony Warrants	0	0	0	0	0.0	#DIV/0!
(B)	Misdemeanor Warrants	0	0	0	0	0.0	#DIV/0!
(C)	<i>Totals</i>	0	0	0	0	0.0	#DIV/0!

O. Traffic Law Enforcement Total:

017

*	<i>Traffic Enforcement</i>	7S18	7S28	7S29	TOT	AVER	%
A	Speeding	0	0	0	0	0.0	0%
B	School Zone.	0	0	0	0	0.0	0%
C	Ran Red Light.	0	0	0	0	0.0	0%
D	Stop Sign.	0	0	0	0	0.0	0%
E	Invalid Vehicle Registration	0	0	0	0	0.0	0%
F	Invalid M.V. Inspect	0	0	0	0	0.0	0%
G	No Seat Belt	0	0	0	0	0.0	0%
H	No Insurance.	0	0	0	0	0.0	0%
I	No Driver's License	0	0	0	0	0.0	0%
J	Defective Equipment	0	0	1	1	0.3	50%
K	Other Violation	0	0	1	1	0.3	50%
L	Written Warnings	0	0	0	0	0.0	0%
M	Verbal Warning	2	0	13	15	5.0	100%
N	Citation	0	0	2	2	0.7	12%
O	Total Violations	2	0	15	17	5.7	100%

P. Traffic Law Enforcement Total:



Q. Citations vs. Warnings Monthly Total:

017

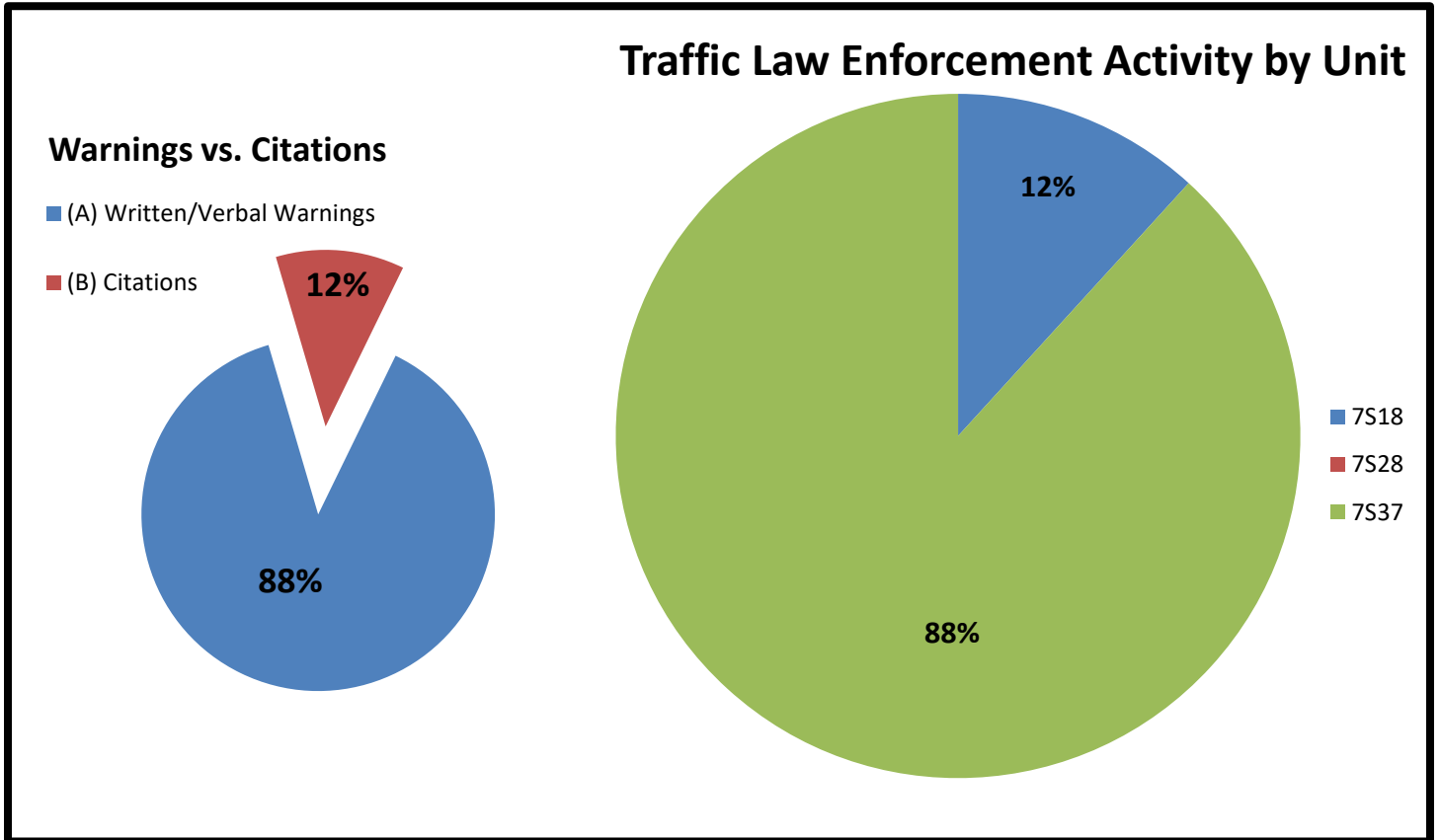
*	Warnings vs. Citations	7S18	7S28	7S29	TOT	AVER	%
(A)	Written/Verbal Warnings	2	0	13	15	5.0	88%
(B)	Citations	0	0	2	2	0.7	12%
(C)	<i>Totals</i>	2	0	15	17	5.7	100%

R. Sources of Calls for Service Monthly Total:

420

*	Sources of Calls for Service	7S18	7S28	7S29	TOT	AVER	%
(A)	On View	4	0	2	6	2.0	1%
(B)	Dispatched	13	0	3	16	5.3	4%
(C)	Self-Initiated	147	0	251	398	132.7	95%
(D)	<i>Totals</i>	164	0	256	420	140.0	100%

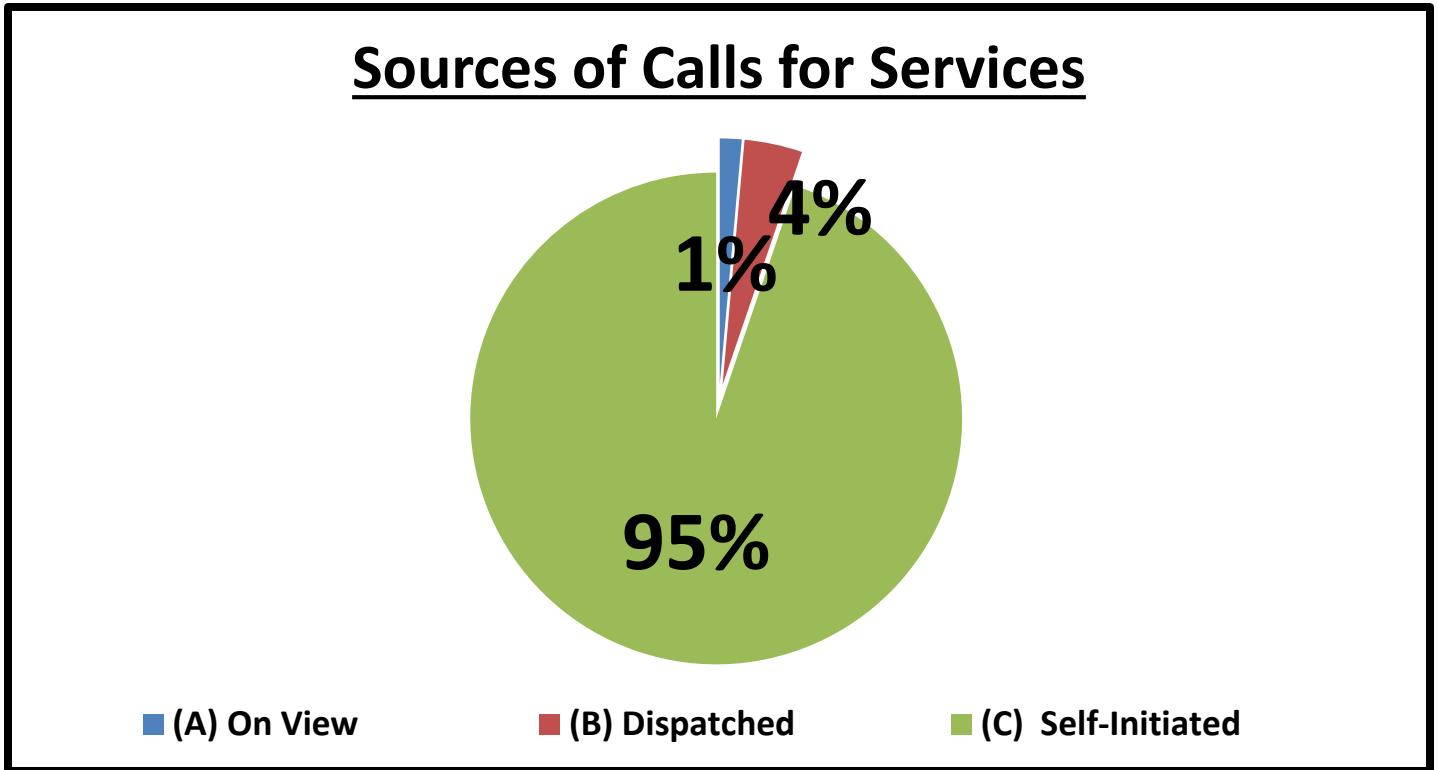
S. Traffic Law Enforcement Activity by Unit Percentages:



T. Sources of Calls for Service Percentages:

*	Sources of Calls for Service	7S18	7S28	7S29	TOT
(A)	On View	2%	#DIV/0!	1%	1%
(B)	Dispatched	8%	#DIV/0!	1%	4%
(C)	Self-Initiated	90%	#DIV/0!	98%	95%
(D)	<i>Totals</i>	100%	#DIV/0!	100%	100%

U. Sources of Calls for Service Percentages:



V. Free Reserve Personnel Time Utilized in Contract Monthly Total: 135.5

*	<i>Free Reserve Personnel Time</i>	7S18	7S28	7S29		TOT	AVER	%
(A)	<i>Totals</i>	135.5	0	0		135.5	45.2	100%

W. Monthly Productivity Analysis Report (M.P.A.R.) - Executive Summary:

*	<i>Units</i>	7S18	7S28	7S29		TOT	AVER
1	Patrol Activity	163	0	256		419	139.7
2	Security Checks	127	0	236		363	121.0
3	C.I.T. Interactions	0	0	0		0	0.0
4	Offense/Incident Reports	1	0	0		1	0.3
*	<i>Total Service Calls</i>	291	0	492		783	261.0
1	Criminal Arrests	1	0	0		1	0.3
2	Citations Issued	0	0	2		2	0.7
3	Written & Verbal Warnings	2	0	13		15	5.0
*	<i>Enforcement Service Calls</i>	3	0	15		18	6.0
*	<i>Total Hours</i>	160	160	160		480	160.0
1	Sick Time Used	0	0	16		16	5.3
2	Vacation Time Used	0	0	56		56	18.7
3	Training Time Used	0	0	0		0	0.0
4	Compensatory Time Used	16	0	0		16	5.3
*	<i>Hours Actually Worked</i>	144	160	88		392	130.7
*	<i>Unit Productivity Ratio</i>	2.0	0.0	5.8		2.0	2.0

X. Mileage Total:

1680

*	<i>Mileage</i>	7S18	7S28	7S29		TOT	AVER	%
(A)	<i>Totals</i>	1105	0	575		1680	560.0	401%

Y. Patrol Alert Submission Report:

*	<i>Received</i>				<i>Subject</i>
00x	<i>Date</i>	<i>Time</i>	<i>Code</i>	<i>Location</i>	
A.					

Z. Incident Summaries:

01.	AUGUST 04, 2020	12:35 HOURS	THEFT INVESTIGATION			DEPUTY C. MANZANARE	
	DAYSHIFT:	7800 W BELLFORT ST	WB	"F"	HC:	2008-00024	
	<p>On August 04, 2020, a Tuesday, at approximately 1235 hours, while on patrol in the "West Bellfort Contract", Deputy C. Manzanare was performing routine patrol and law enforcement services when I (Deputy C. Manzanare) initiated a traffic stop on a speeding vehicle. The vehicle came back stolen out of HPD and a recovery was done. The driver of the vehicle was arrested on felony Theft charges. Suspect was transported to Harris county Jail and booked without further incident. The patrol activity type is "PAT=E".</p>						

Sergeant Jon Meek

Sergeant Jon Meek
 Neighborhood Patrol Division, First Line Supervisor
 Harris County Constable's Office of Precinct 713-643-6602