



MAY WALKER, CONSTABLE
PRECINCT SEVEN
HARRIS COUNTY, TEXAS

MAIN OFFICE
5300 Griggs Road
Houston, Texas 77021
PHONE (713) 643-6602
FAX (713) 643-3401

Date: October 9, 2018

From: Sergeant Jon Meek
Neighborhood Patrol Division, First Line Supervisor
Harris County Constable's Office of Precinct "7"

To: Property Owners Association
Board of Directors & Management Company

Subject: September Monthly Productivity Analysis Report
Enclosure: **MPAR – September 2018**
Distribution: Executive Command Staff & Board of Directors & Management Company

The purpose of this "**Monthly Productivity Analysis Report**" (M.P.A.R.) is to provide the executive command staff with the appropriate data to analyze the productivity of assigned personnel and their shifts' activities to allow for the validation of individual and divisional performance evaluations. With regard to the specific contents of the report, there are 18 distinctive component parts of this report. These components are enumerated below:

- | | |
|--|---|
| 01. Patrol Activity Details | 10. Traffic Enforcement Report |
| 02. Patrol Activity Analytical Summary | 11. Trends & Percentages of Traffic |
| 03. Patrol Activity Percentages & Trends | 12. Citation & Warning Issuance Review |
| 04. Security Checks Report | 13. Call for Service Report (<i>C.F.S.</i>) |
| 05. Security Checks Percentages & Trends | 14. Trends & Percentages for <i>C.F.S.</i> |
| 06. Crisis Intervention Disposition Report | 15. Overtime Report (service at no Cost) |
| 07. Offense/Incident Generation Report | 16. Reserve Deputy Use (at no Cost) |
| 08. Criminal Arrest Types Report | 17. Incident Summarization |
| 09. Warrant Execution Report | 18. Hotspot Report Data Review |

A cursory analysis of the statistical data from this report should be demonstrative of the quality of performance of this agency in realizing the contractual obligations and the overall achievement of the goals and objectives of this Agency and the Contract Division.

2401 total miles were driven and the shift responded to **1119** total service calls and conducted **000** crash investigations. The shift issued **016** traffic citations, made **02** arrests and handled **028** enforcement service related calls.

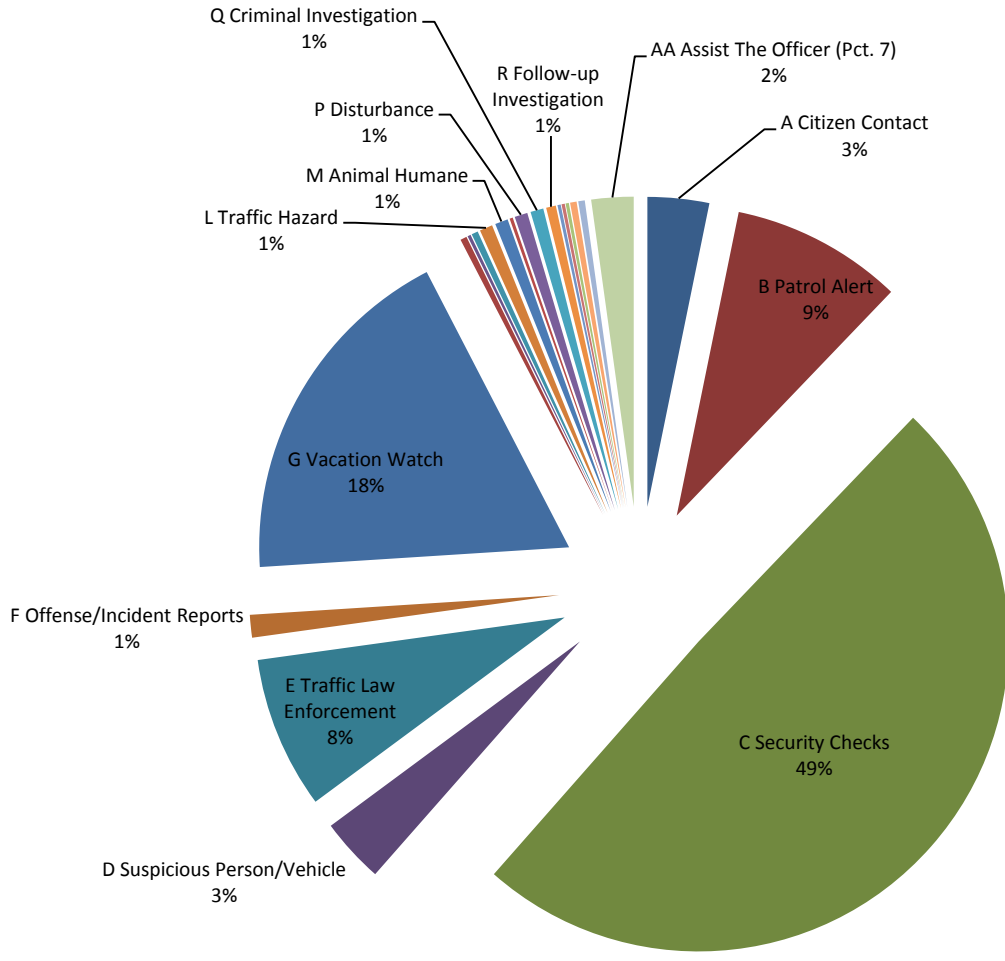
A. Patrol Activity Monthly Total:

0592

*	Patrol Activity Types	7S18	7S28	7S29	TOT	AVER	%
A	Citizen Contact	13	6	0	19	6.3	3%
B	Patrol Alert	7	14	32	53	17.7	9%
C	Security Checks	55	117	120	292	97.3	49%
D	Suspicious Person/Vehicle	13	6	1	20	6.7	3%
E	Traffic Law Enforcement	23	24	0	47	15.7	8%
F	Offense/Incident Reports	4	3	0	7	2.3	1%
G	Vacation Watch	6	34	69	109	36.3	18%
H	Open Door / Window	2	0	0	2	0.7	0%
I	Assist Contract Citizen	0	0	0	0	0.0	0%
J	Welfare Check / Med.	1	0	0	1	0.3	0%
K	Traffic Initiative	0	1	1	2	0.7	0%
L	Traffic Hazard	1	3	0	4	1.3	1%
M	Animal Humane	3	1	0	4	1.3	1%
N	Alarms	1	0	0	1	0.3	0%
O	Mental Cases (171)	0	0	0	0	0.0	0%
P	Disturbance	2	2	0	4	1.3	1%
Q	Criminal Investigation	0	4	0	4	1.3	1%
R	Follow-up Investigation	1	2	0	3	1.0	1%
S	Criminal Mischief	1	0	0	1	0.3	0%
T	Burglary Residence/Vehicle	0	1	0	1	0.3	0%
U	Theft / Theft of Business	1	0	0	1	0.3	0%
V	Citizen Assaulted	0	0	0	0	0.0	0%
W	Robbery of an Individual	0	0	0	0	0.0	0%
X	Trespass Warning	2	0	0	2	0.7	0%
Y	Major/Minor Crash	1	1	0	2	0.7	0%
Z	Child Custody Disputes	0	0	0	0	0.0	0%
AA	Assist The Officer (Pct. 7)	7	3	3	13	4.3	2%
BB	Runaway Missing Persons	0	0	0	0	0.0	0%
CC	Assisted LEA	0	0	0	0	0.0	0%
DD	Solicitors	0	0	0	0	0.0	0%
EE	Meeting/Event/Ct.	0	0	0	0	0.0	0%
*	MONTH TOTALS	144	222	226	592	197.3	100%

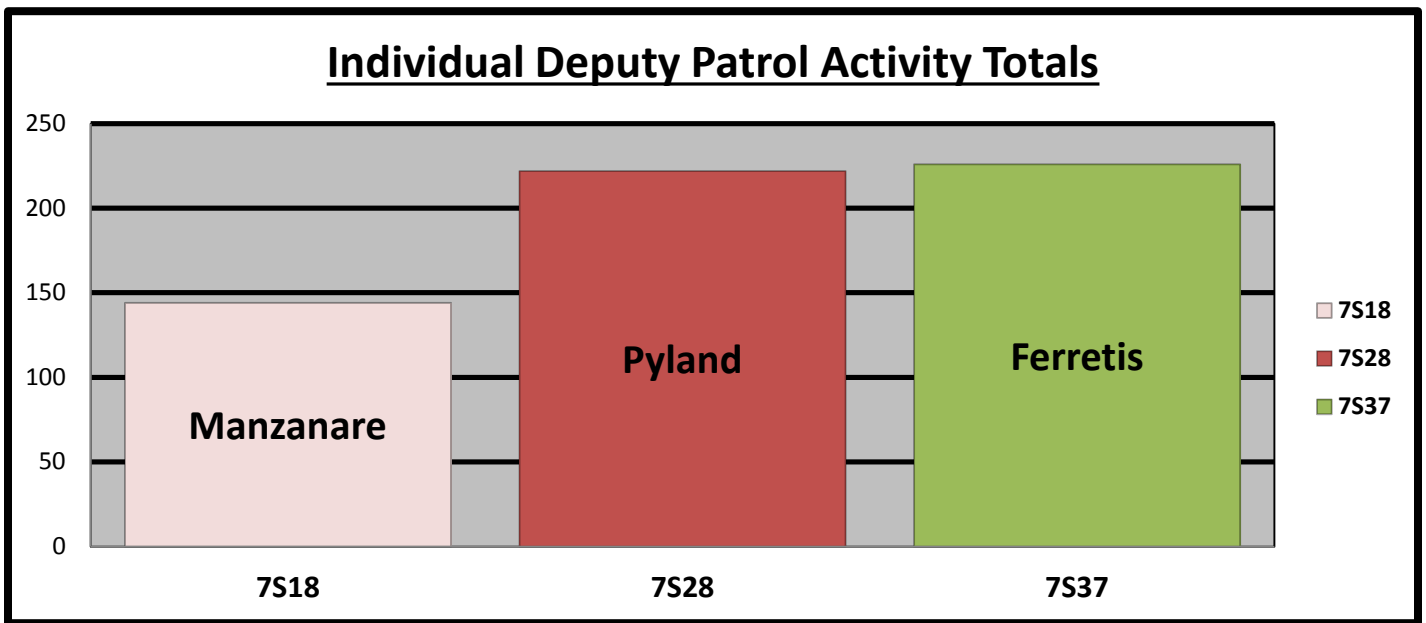
A1. Patrol Activity Percentage:

Percentage of Patrol Activity



- A Citizen Contact
- B Patrol Alert
- C Security Checks
- D Suspicious Person/Vehicle
- E Traffic Law Enforcement
- F Offense/Incident Reports
- G Vacation Watch
- H Open Door / Window
- I Assist Contract Citizen
- J Welfare Check / Med.
- K Traffic Initiative
- L Traffic Hazard
- M Animal Humane
- N Alarms
- O Mental Cases (171)
- P Disturbance
- Q Criminal Investigation
- R Follow-up Investigation
- S Criminal Mischief
- T Burglary Residence/Vehicle
- U Theft / Theft of Business
- V Citizen Assaulted
- W Robbery of an Individual
- X Trespass Warning
- Y Major/Minor Crash
- Z Child Custody Disputes
- AA Assist The Officer (Pct. 7)
- BB Runaway Missing Persons
- CC Assisted LEA
- DD Solicitors
- EE Meeting/Event/Ct.

B. Patrol Activity by West Belfort Personnel:

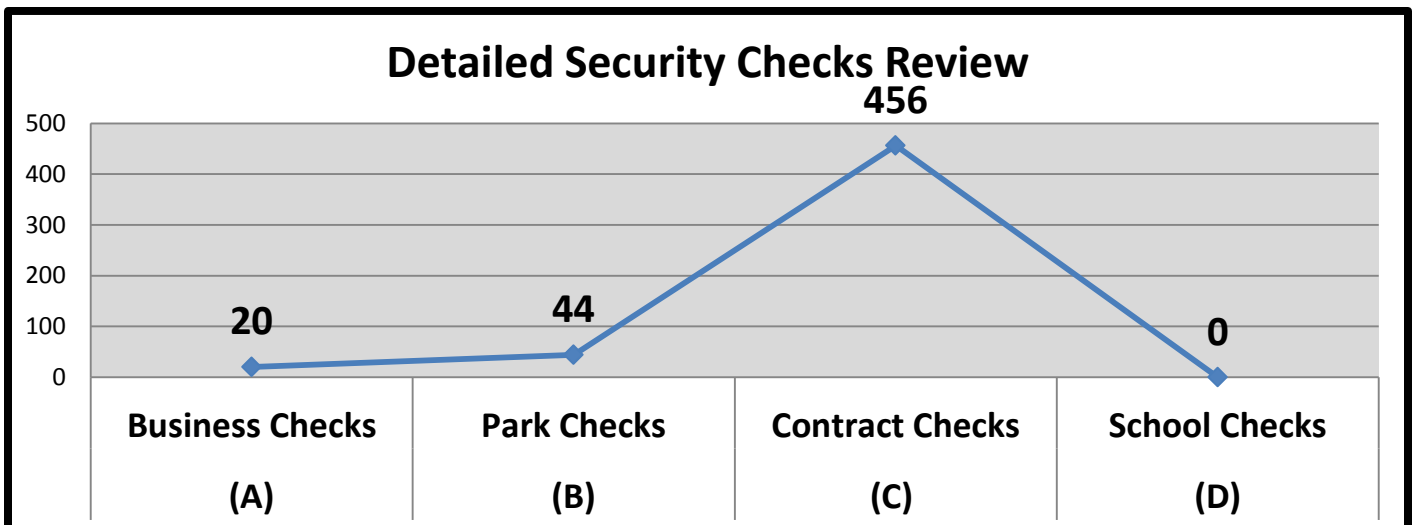


C. Security Checks Monthly Total:

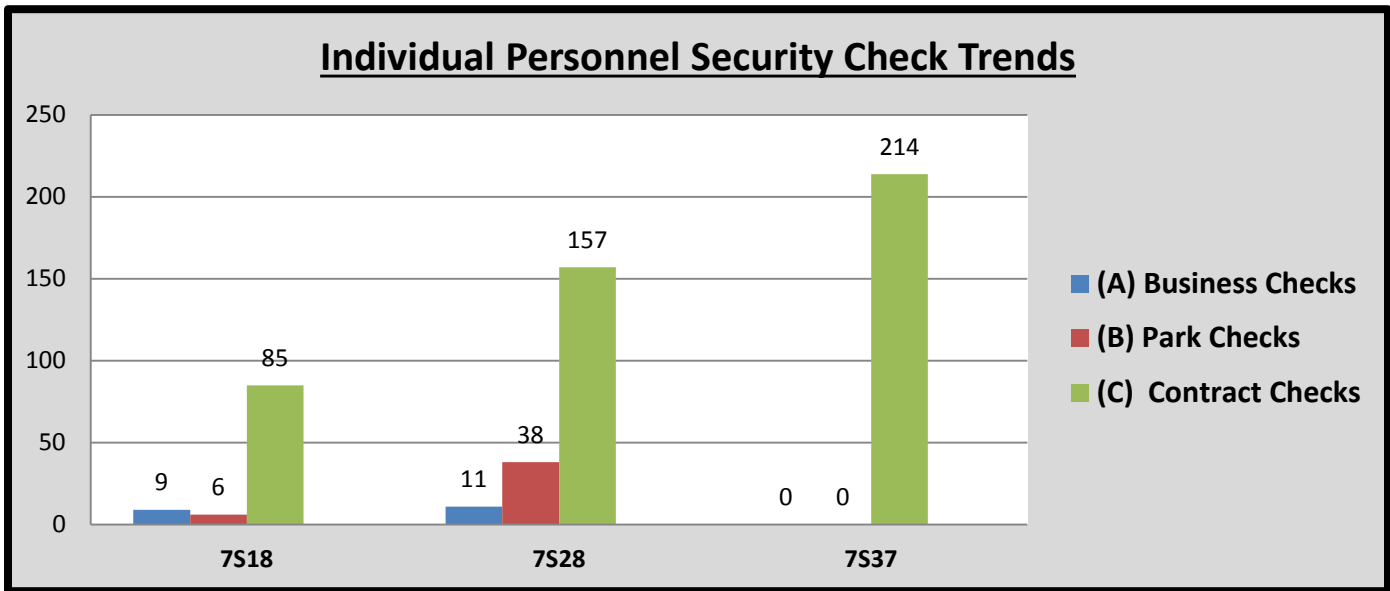
0520

*	Security Checks	7S18	7S28	7S29	TOT	AVER	%
(A)	Business Checks	9	11	0	20	6.7	4%
(B)	Park Checks	6	38	0	44	14.7	8%
(C)	Contract Checks	85	157	214	456	152.0	88%
(D)	Plaza Checks	0	0	0	0	0.0	0%
(E)	Totals	100	206	214	520	173.3	100%

D. Detailed Security Checks Monthly:



E. Individual Personnel Security Check Trends:



F. CIT/MHO Dispositions Monthly Total:

000

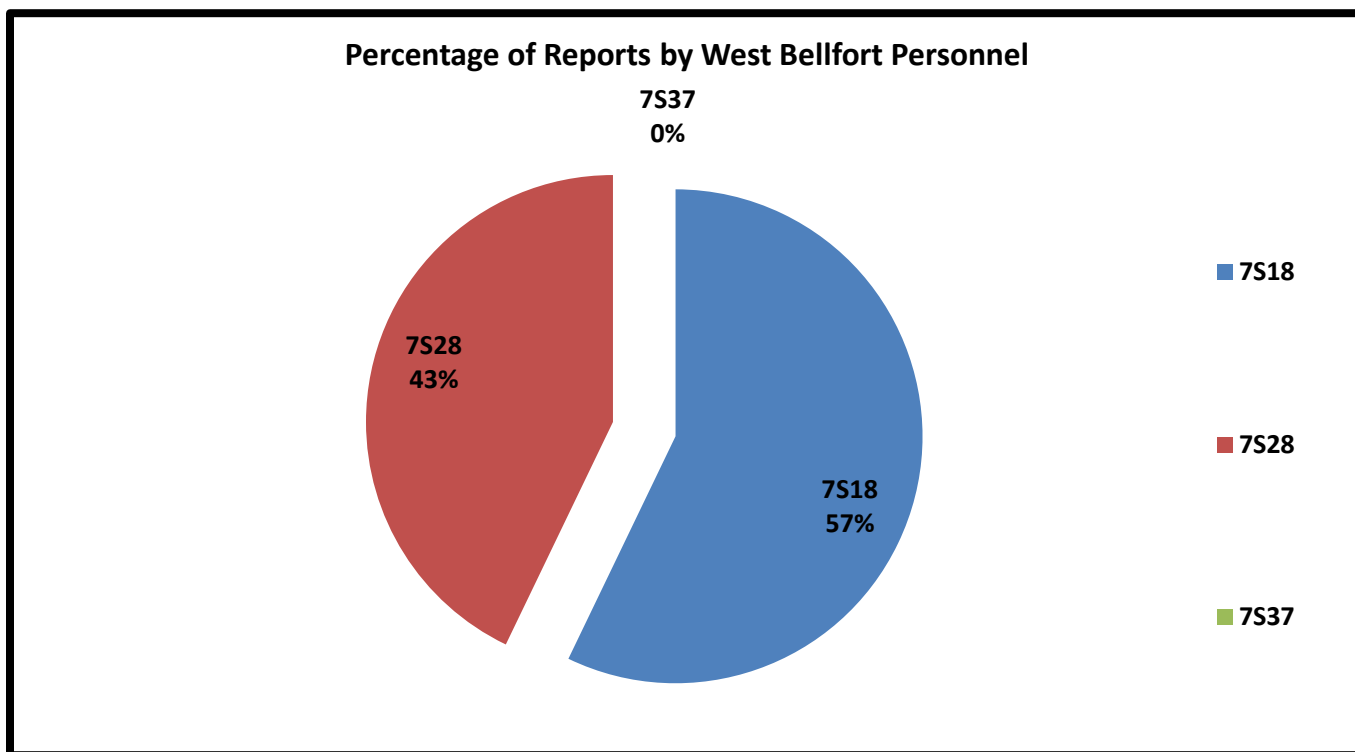
*	<i>C.I.T. Dispositions</i>	7S18	7S28	7S29	TOT	AVER	%
(A)	CIT/MHO Outside Referral	0	0	0	0	0.0	#DIV/0!
(B)	CIT/MHO Transport	0	0	0	0	0.0	#DIV/0!
(C)	CIT/MHO CIT Contact	0	0	0	0	0.0	#DIV/0!
(D)	CIT/MHO Arrest	0	0	0	0	0.0	#DIV/0!
(E)	<i>Totals</i>	0	0	0	0	0.0	#DIV/0!

G. Offense/Incident Reports Monthly Total:

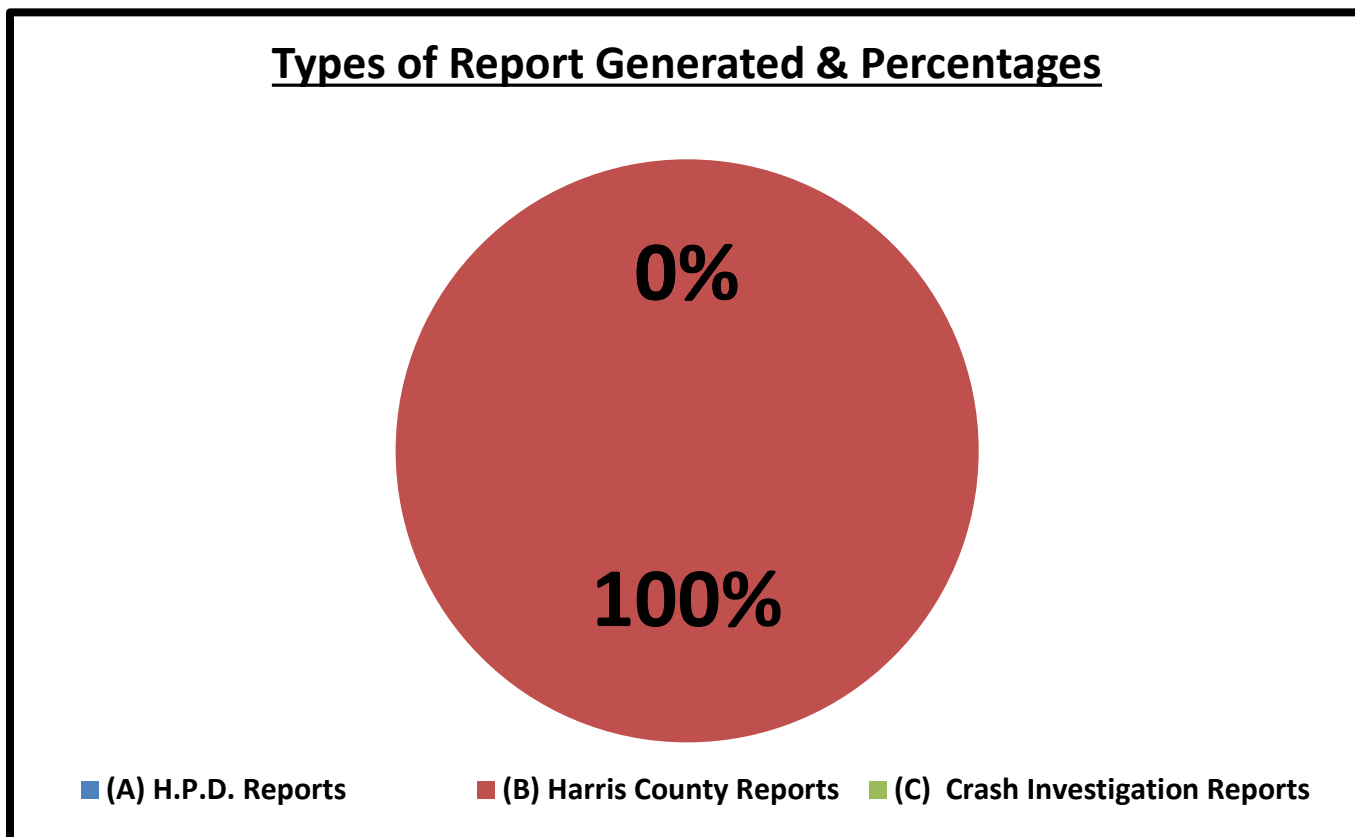
007

*	<i>Offense/Incident Reports</i>	7S18	7S28	7S29	TOT	AVER	%
(A)	H.P.D. Reports	0	0	0	0	0.0	0%
(B)	Harris County Reports	4	3	0	7	2.3	100%
(C)	Crash Investigation Reports	0	0	0	0	0.0	0%
(D)	<i>Totals</i>	4	3	0	7	2.3	100%

H. Report Generation Percentages:



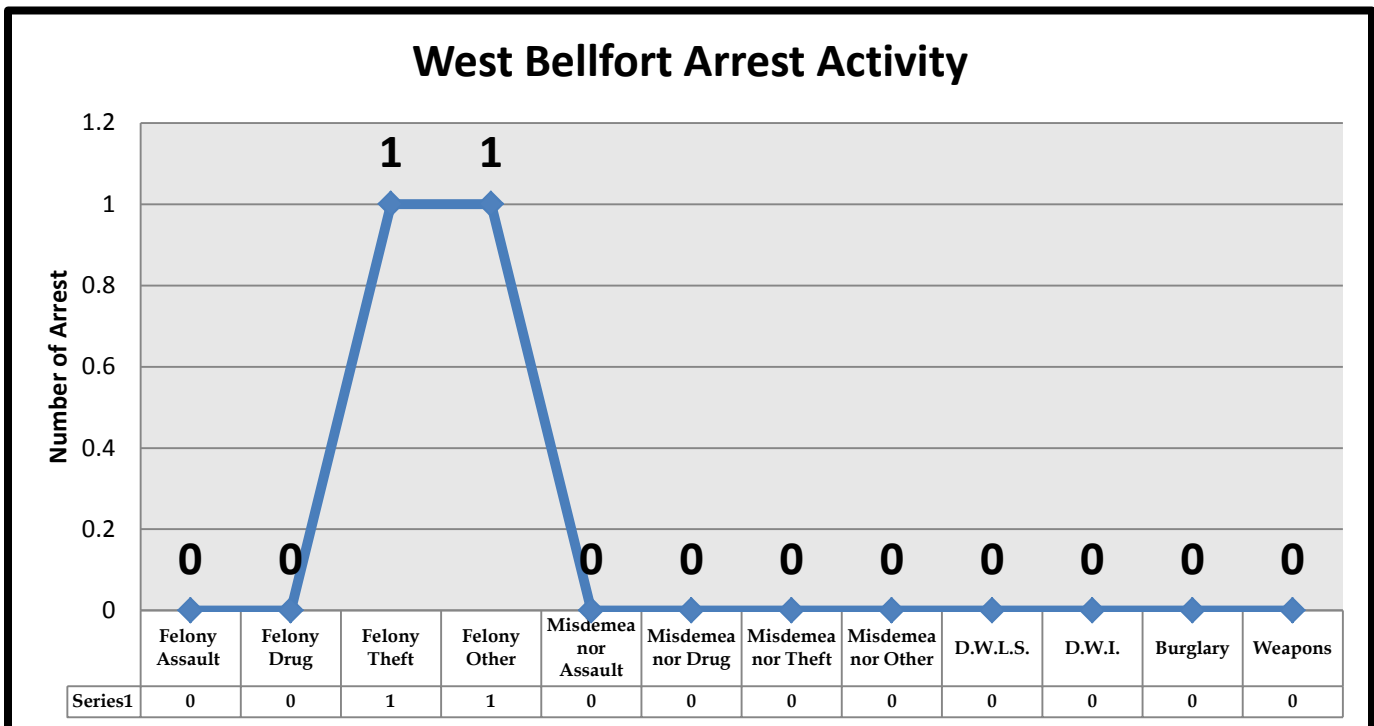
I. Percentages:



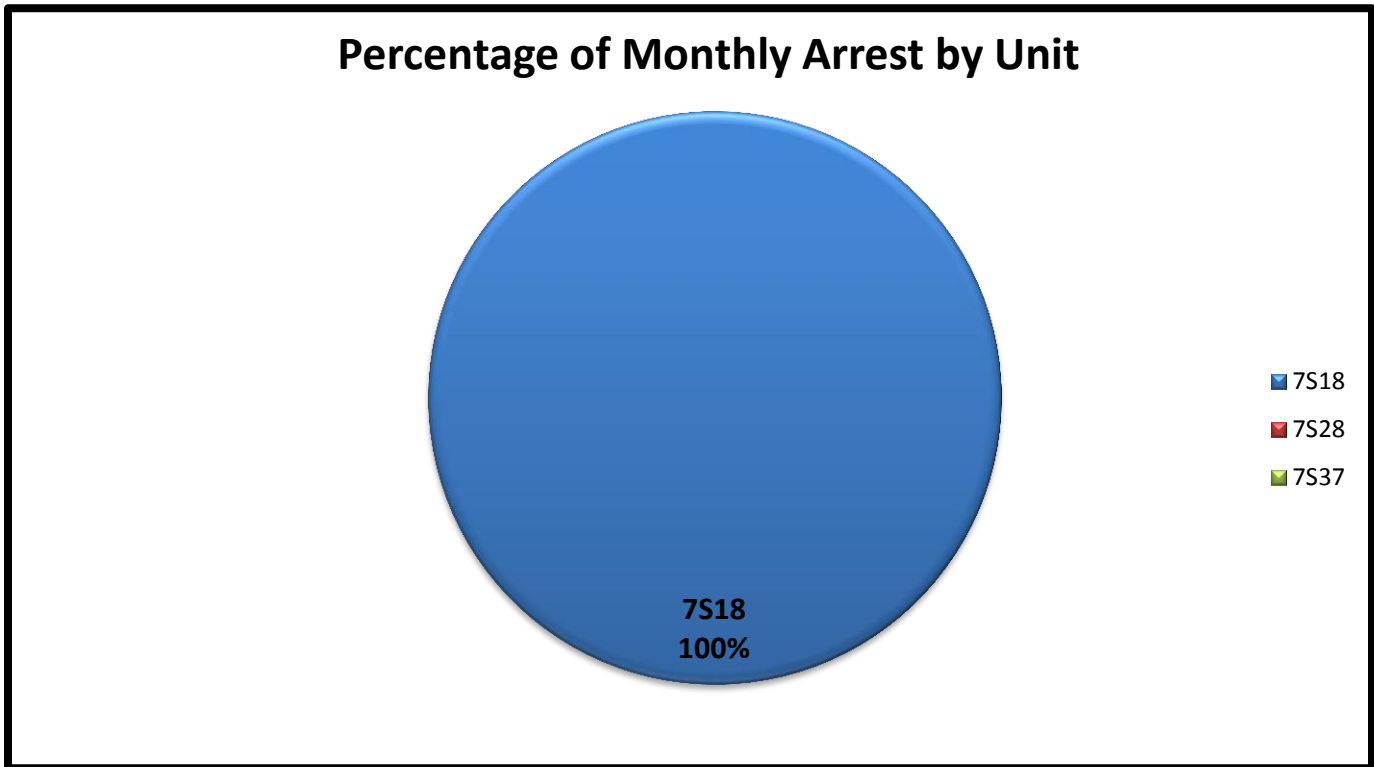
J. Types of Criminal Arrests Monthly Total:

*	Types of Criminal Arrests	7S18	7S28	7S29	TOT	AVER	%
A	Felony Assault	0	0	0	0	0.0	0%
B	Felony Drug	0	0	0	0	0.0	0%
C	Felony Theft	1	0	0	1	0.3	50%
D	Felony Other	1	0	0	1	0.3	50%
E	Misdemeanor Assault	0	0	0	0	0.0	0%
F	Misdemeanor Drug	0	0	0	0	0.0	0%
G	Misdemeanor Theft	0	0	0	0	0.0	0%
H	Misdemeanor Other	0	0	0	0	0.0	0%
I	D.W.L.S.	0	0	0	0	0.0	0%
J	D.W.I.	0	0	0	0	0.0	0%
K	Burglary	0	0	0	0	0.0	0%
L	Weapons	0	0	0	0	0.0	0%
M	Totals	2	0	0	2	0.7	100%

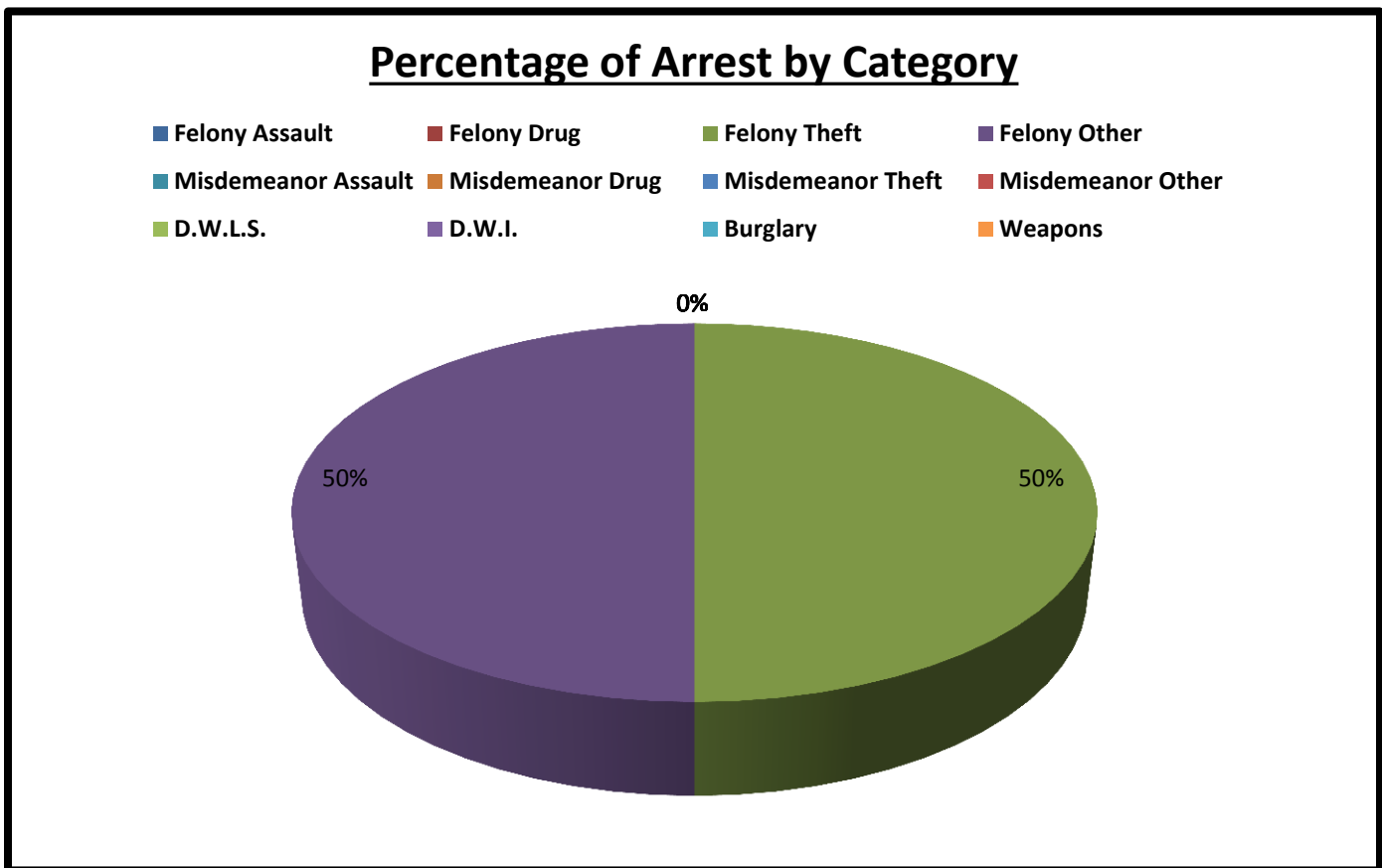
K. Types of Criminal Arrests Monthly Total:



L. Types of Criminal Arrests Percentage Total:



M. Types of Criminal Arrests Monthly Percentage Total:



N. Executed Warrant Monthly Total:

001

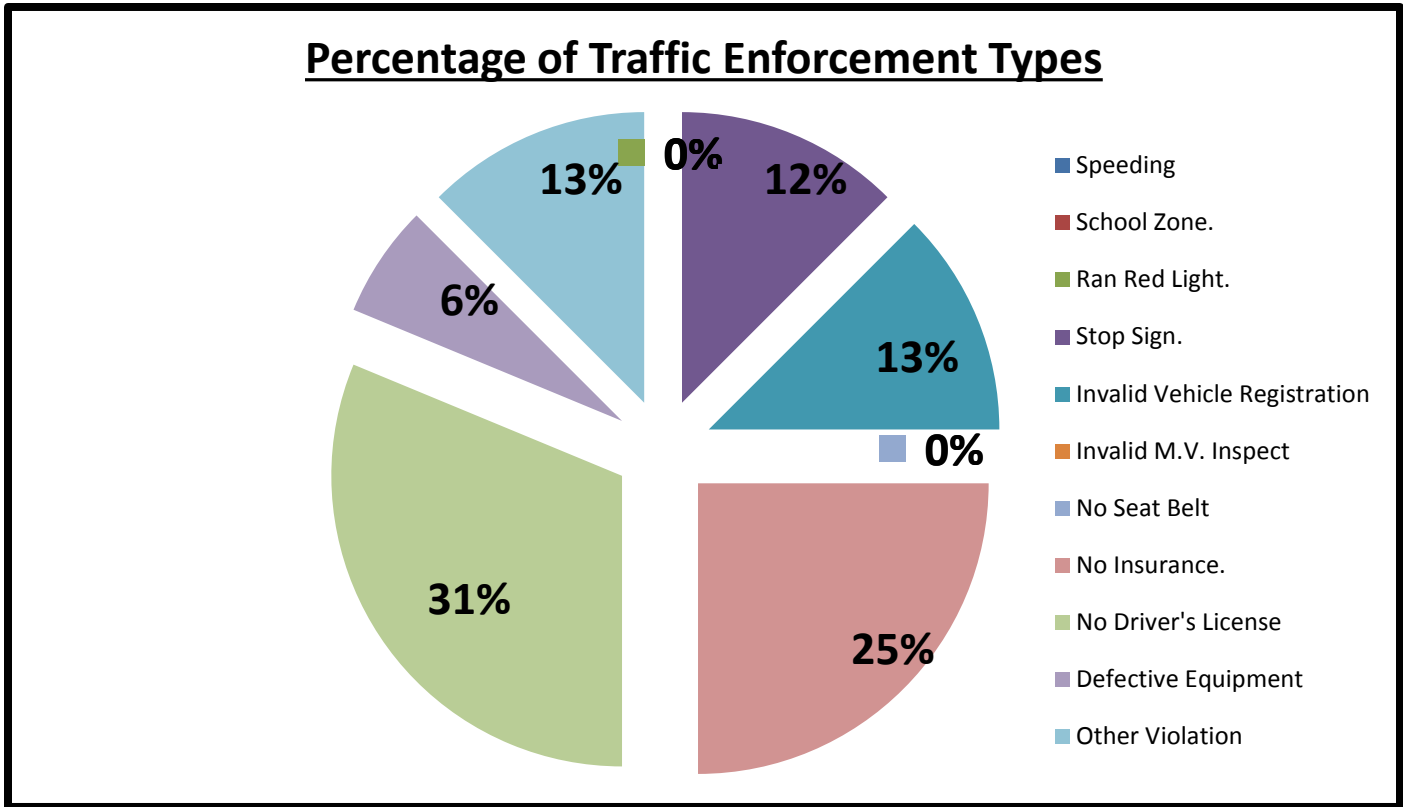
*	<i>Executed Warrants</i>	7S18	7S28	7S29	TOT	AVER	%
(A)	Felony Warrants	1	0	0	1	0.3	100%
(B)	Misdemeanor Warrants	0	0	0	0	0.0	0%
(C)	<i>Totals</i>	1	0	0	1	0.3	100%

O. Traffic Law Enforcement Total:

026

*	<i>Traffic Enforcement</i>	7S18	7S28	7S29	TOT	AVER	%
A	Speeding	0	0	0	0	0.0	0%
B	School Zone.	0	0	0	0	0.0	0%
C	Ran Red Light.	0	0	0	0	0.0	0%
D	Stop Sign.	1	1	0	2	0.7	13%
E	Invalid Vehicle Registration	2	0	0	2	0.7	13%
F	Invalid M.V. Inspect	0	0	0	0	0.0	0%
G	No Seat Belt	0	0	0	0	0.0	0%
H	No Insurance.	0	4	0	4	1.3	25%
I	No Driver's License	0	5	0	5	1.7	31%
J	Defective Equipment	0	1	0	1	0.3	6%
K	Other Violation	1	1	0	2	0.7	13%
L	Written Warnings	0	0	0	0	0.0	0%
M	Verbal Warning	0	10	0	10	3.3	100%
N	Citation	4	12	0	16	5.3	62%
O	Total Violations	4	22	0	26	8.7	100%

P. Traffic Law Enforcement Total:



Q. Citations vs. Warnings Monthly Total:

026

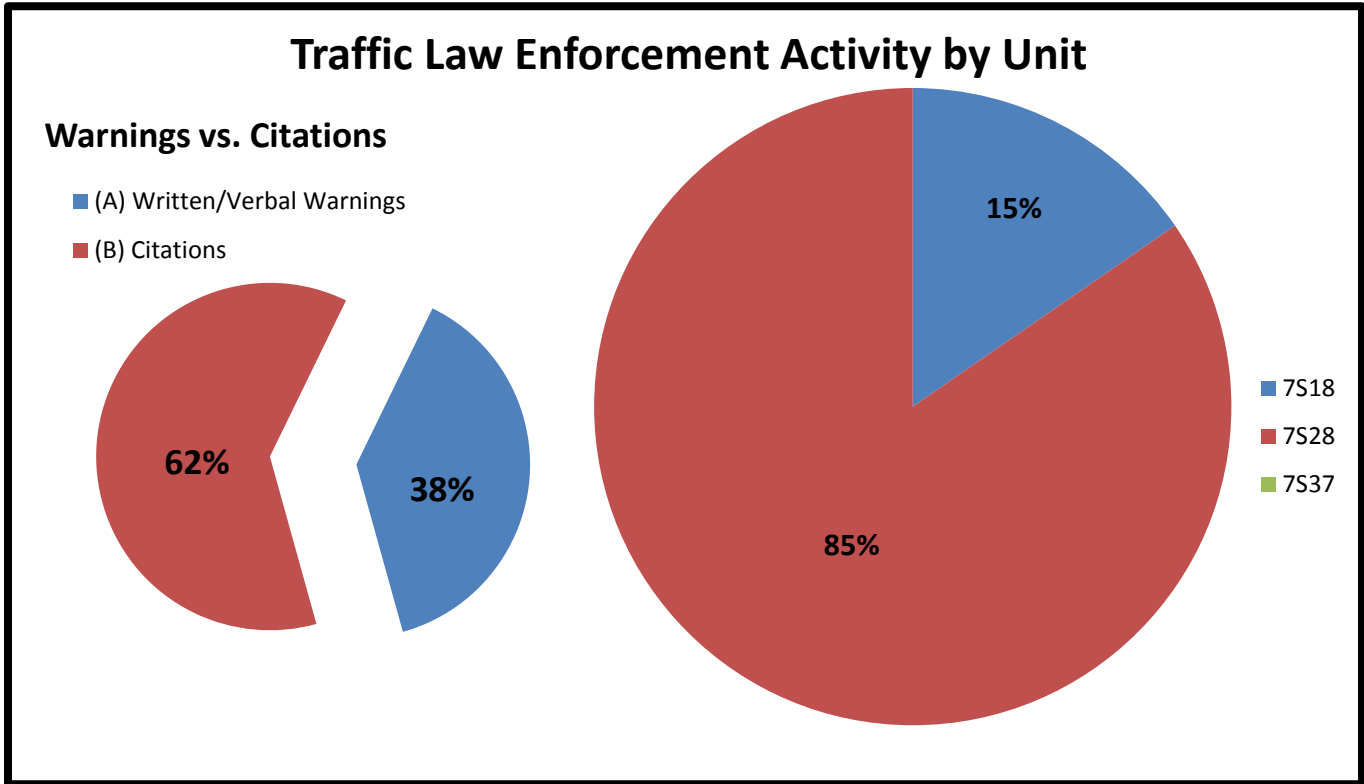
*	Warnings vs. Citations	7S18	7S28	7S29	TOT	AVER	%
(A)	Written/Verbal Warnings	0	10	0	10	3.3	38%
(B)	Citations	4	12	0	16	5.3	62%
(C)	<i>Totals</i>	4	22	0	26	8.7	100%

R. Sources of Calls for Service Monthly Total:

583

*	Sources of Calls for Service	7S18	7S28	7S29	TOT	AVER	%
(A)	On View	1	0	0	1	0.3	0%
(B)	Dispatched	7	10	3	20	6.7	3%
(C)	Self-Initiated	132	207	223	562	187.3	96%
(D)	<i>Totals</i>	140	217	226	583	194.3	100%

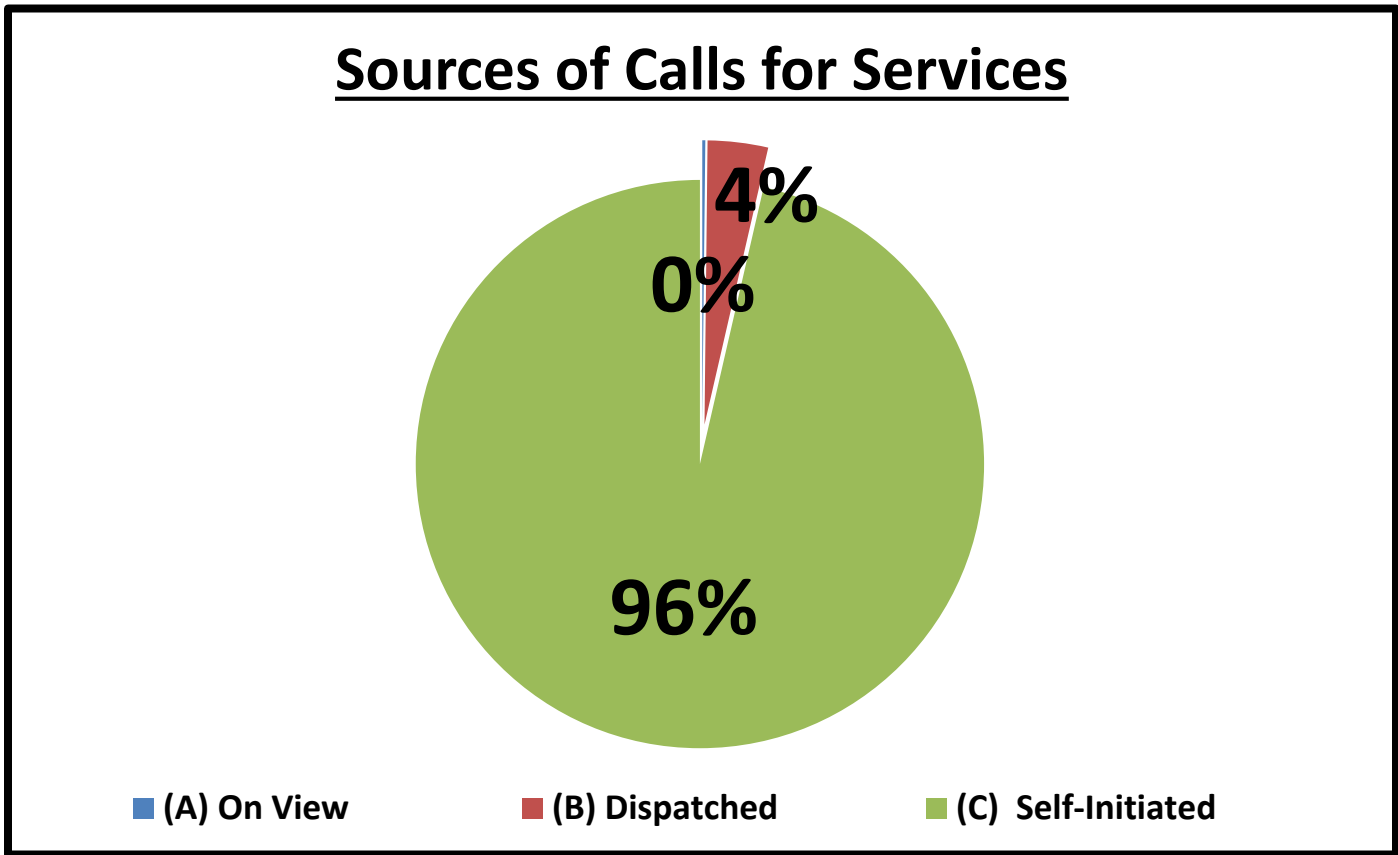
S. Sources of Calls for Service Percentages:



T. Sources of Calls for Service Percentages:

*	<i>Sources of Calls for Service</i>	7S18	7S28	7S29		TOT
(A)	On View	1%	0%	0%		0%
(B)	Dispatched	5%	5%	1%		3%
(C)	Self-Initiated	94%	95%	99%		96%
(D)	<i>Totals</i>	100%	100%	100%		100%

U. Sources of Calls for Service Percentages:



V. Free Reserve Personnel Time Utilized in Contract Monthly Total: 000

*	Free Reserve Personnel Time	7S18	7S28	7S29		TOT	AVER	%	7S15	7S18	7S29
(A)	Totals	0	0	0		0	0.0	#DIV/0!	0	0	0

W. Monthly Productivity Analysis Report (M.P.A.R.) - Executive Summary:

*	<i>Units</i>	7S18	7S28	7S29		TOT	AVER
1	Patrol Activity	144	222	226		592	197.3
2	Security Checks	100	206	214		520	173.3
3	C.I.T. Interactions	0	0	0		0	0.0
4	Offense/Incident Reports	4	3	0		7	2.3
*	<i>Total Service Calls</i>	248	431	440		1119	373.0
1	Criminal Arrests	2	0	0		2	0.7
2	Citations Issued	4	12	0		16	5.3
3	Written & Verbal Warnings	0	10	0		10	3.3
*	<i>Enforcement Service Calls</i>	6	22	0		28	9.3
*	<i>Total Hours</i>	160	160	160		480	160.0
1	Sick Time Used	0	0	0		0	0.0
2	Vacation Time Used	16	8	24		48	16.0
3	Training Time Used	0	0	0		0	0.0
4	Compensatory Time Used	0	8	8		16	5.3
*	<i>Hours Actually Worked</i>	144	144	128		416	138.7
*	<i>Unit Productivity Ratio</i>	1.8	3.1	3.4		2.8	2.8

X. Mileage Total:

2401

*	<i>Mileage</i>	7S18	7S28	7S29		TOT	AVER	%
(A)	<i>Totals</i>	898	917	586		2401	800.3	406%

Y. Patrol Alert Submission Report:

*	<i>Received</i>				<i>Subject</i>
00x	<i>Date</i>	<i>Time</i>	<i>Code</i>	<i>Location</i>	
A.					

Z. Incident Summaries:

01.	SEPTEMBER 06, 2018	1402 HOURS	THEFT REPORT		DEPUTY C. MANZANARE	
	DAY SHIFT:	11900 PEPPERDINE LN	WB	"M"	HC:	1809-00028
<p>On September 06, 2018, a Thursday, at approximately 1402 hours, while on patrol in the "West Bellfort Contract", Deputy C. Manzanare was performing routine patrol and law enforcement services when I (Deputy C. Manzanare) got dispatched to a Theft call for service. Upon making contact with the complainant deputy discovered a theft had occurred, Deputy gathered all pertinent information needed to make a report. Report Generated. The patrol activity type is "PAT=U".</p>						
02.	SEPTEMBER 10, 2018	2140 HOURS	SUSPICIOUS PERSON		DEPUTY J. PYLAND	
	EVENING SHIFT:	7500 HOPEWELL LN.	WB	"N/A"	HC:	1809-00057
<p>On September 10, 2018, a Monday, at approximately 21:40 hours while on patrol in the "West Bellfort" contract, I Deputy J. Pyland unit 87S28 with the Harris County Constable Office of Precinct 7 was performing routine patrol and law enforcement services when I dispatched to investigate a Suspicious Person in the backyard of a residence located on the 7500 block of Hopewell Ln. I made contact with the Complainant who advised that someone was in their backyard. I searched and cleared the backyard, but was unable to locate anyone in the backyard. The Complainant was able to give a description of the Suspicious Person that was in the backyard. The patrol activity type is "PAT=D".</p>						
03.	SEPTEMBER 11, 2018	1750 HOURS	MEET THE CITIZEN		DEPUTY J. PYLAND	
	EVENING SHIFT:	7700 CREEKBEND.	WB	"N/A"	HC:	2018320347
<p>On September 11, 2018, a Tuesday, at approximately 17:50 hours while on patrol in the "West Bellfort" contract, I Deputy J. Pyland unit 87S28 with the Harris County Constable Office of Precinct 7 was performing routine patrol and law enforcement services when I was dispatched to a Meet The Citizen call on the 7700 block of Creekbend Dr. I spoke to the Complainant who advised that a family member of theirs showed up to their residence unannounced and made them feel uncomfortable. I spoke to the family and advised them that the Complainant doesn't want them at their residence. I gave the Complainant the proper information to get a restraining order generated. The patrol activity type is "PAT=A".</p>						
04.	SEPTEMBER 17, 2018	2110 HOURS	TERRORISTIC THREAT		DEPUTY J. PYLAND	
	EVENING SHIFT:	7900 DUFFIELD LN.	WB	"M"	HC:	2018384531
<p>On September 17, 2018, a Monday, at approximately 21:10 hours while on patrol in the "West Bellfort" contract, I Deputy J. Pyland unit 87S28 with the Harris County Constable Office of Precinct 7 was performing routine patrol and law enforcement services when I was dispatched to investigate Terroristic Threats that occurred at the 7900 block of Duffield Ln. I spoke to the Complainant who advised that a resident from a neighboring neighborhood has been sending them non-life threatening threats via social media based on information from a secondary party. The patrol activity type is "PAT=Q".</p>						

05.	SEPTEMBER 22, 2018	10:08 HOURS	WARRANT ARREST	DEPUTY C. MANZANARE
	DAY SHIFT:	7800 W BELLFORT ST	WB	"N/A"
			HC:	1809-00141
<p>On September 22, 2018, a Saturday, at approximately 1008 hours, while on patrol in the "West Bellfort Contract", Deputy C. Manzanare was performing routine patrol and law enforcement services when I (Deputy C. Manzanare) initiated a suspicious person call for service. Deputy discovered 1 individual had 1 open Felony warrant out of Harris County Sherriff's Office. Once I got confirmation on the warrant the person was arrested and transported to Harris County Jail where he was booked without further incident. Report generated. The patrol activity type is "PAT=D".</p>				

06.	SEPTEMBER 25, 2018	11:46 HOURS	THEFT/UUMV ARREST	DEPUTY C. MANZANARE
	DAY SHIFT:	8900 BRAE ACRES RD	WB	"F"
			HC:	1809-07391
<p>On September 25, 2018, a Tuesday, at approximately 1146 hours, while on patrol in the "West Bellfort Contract", Deputy C. Manzanare was performing routine patrol and law enforcement services, when I (Deputy C. Manzanare) got information on a suspicious vehicle believed to be stolen. Deputy discovered the vehicle was reported stolen out of Harris County. Deputy was able to locate the suspect driving the vehicle prior to abandoning the vehicle. I transported the suspect to Harris County Detention Center where he was released without further incident. Report generated. The patrol activity type is "PAT=D".</p>				

07.	SEPTEMBER 27, 2018	0800 HOURS	CRIMINAL MISCHIEF REPORT	DEPUTY C. MANZANARE
	DAY SHIFT:	7700 PORTAL DR	WB	"M"
			HC:	1809-00179
<p>On September 27, 2018, a Thursday, at approximately 0800 hours, while on patrol in the "West Bellfort Contract", Deputy C. Manzanare was performing routine patrol and law enforcement services when I (Deputy C. Manzanare) got dispatched to a Criminal Mischief call for service. Upon making contact with the complainant, Deputy discovered damage to property had occurred without consent, Deputy gathered all pertinent information needed to make a report. Report Generated. The patrol activity type is "PAT=S".</p>				

Sergeant Jon Meek

Sergeant Jon Meek
 Neighborhood Patrol Division, First Line Supervisor
 Harris County Constable's Office of Precinct 713-643-6602