



MAY WALKER, CONSTABLE
PRECINCT SEVEN
HARRIS COUNTY, TEXAS

MAIN OFFICE
5300 Griggs Road
Houston, Texas 77021
PHONE (713) 643-6602
FAX (713) 643-3401

Date: October 6, 2017

From: Sergeant Jon Meek
Neighborhood Patrol Division, First Line Supervisor
Harris County Constable's Office of Precinct "7"

To: Property Owners Association
Board of Directors & Management Company

Subject: September Monthly Productivity Analysis Report
Enclosure: **MPAR – September 2017**
Distribution: Executive Command Staff & Board of Directors & Management Company

The purpose of this "**Monthly Productivity Analysis Report**" (M.P.A.R.) is to provide the executive command staff with the appropriate data to analyze the productivity of assigned personnel and their shifts' activities to allow for the validation of individual and divisional performance evaluations. With regard to the specific contents of the report, there are 18 distinctive component parts of this report. These components are enumerated below:

- | | |
|--|---|
| 01. Patrol Activity Details | 10. Traffic Enforcement Report |
| 02. Patrol Activity Analytical Summary | 11. Trends & Percentages of Traffic |
| 03. Patrol Activity Percentages & Trends | 12. Citation & Warning Issuance Review |
| 04. Security Checks Report | 13. Call for Service Report (<i>C.F.S.</i>) |
| 05. Security Checks Percentages & Trends | 14. Trends & Percentages for <i>C.F.S.</i> |
| 06. Crisis Intervention Disposition Report | 15. Overtime Report (service at no Cost) |
| 07. Offense/Incident Generation Report | 16. Reserve Deputy Use (at no Cost) |
| 08. Criminal Arrest Types Report | 17. Incident Summarization |
| 09. Warrant Execution Report | 18. Hotspot Report Data Review |

A cursory analysis of the statistical data from this report should be demonstrative of the quality of performance of this agency in realizing the contractual obligations and the overall achievement of the goals and objectives of this Agency and the Contract Division.

2906 total miles were driven and the shift responded to **1563** total service calls and conducted **0000** crash investigations. The shift issued **004** traffic citations, made **02** arrests and handled **0017** enforcement service related calls. The average productivity ratio for this month for this shift is **3.5**.

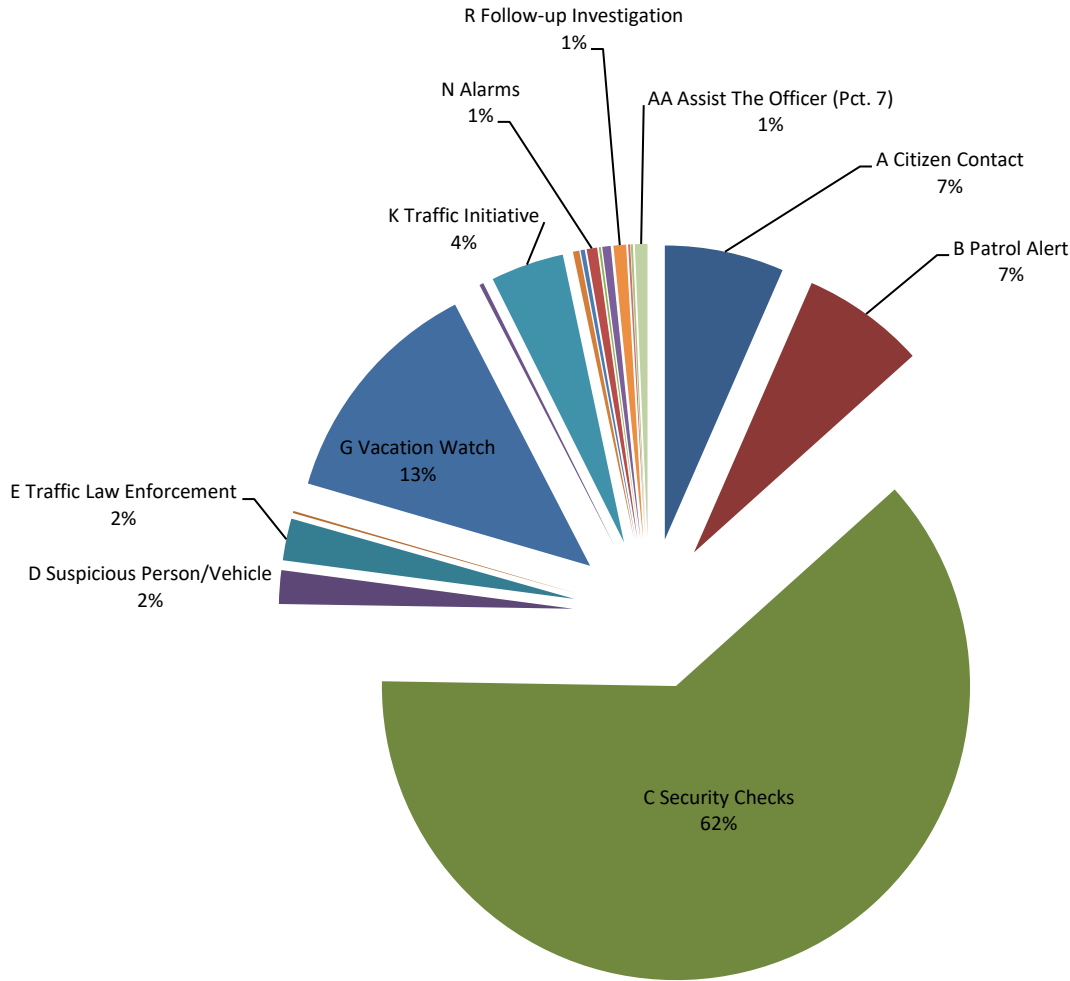
A. Patrol Activity Monthly Total:

0869

*	Patrol Activity Types	7S18	7S28	7S29	TOT	AVER	%
A	Citizen Contact	31	1	25	57	19.0	7%
B	Patrol Alert	0	5	54	59	19.7	7%
C	Security Checks	195	242	101	538	179.3	62%
D	Suspicious Person/Vehicle	11	3	2	16	5.3	2%
E	Traffic Law Enforcement	10	5	5	20	6.7	2%
F	Offense/Incident Reports	1	0	0	1	0.3	0%
G	Vacation Watch	62	22	28	112	37.3	13%
H	Open Door / Window	0	0	0	0	0.0	0%
I	Assist Contract Citizen	0	0	0	0	0.0	0%
J	Welfare Check / Med.	1	0	1	2	0.7	0%
K	Traffic Initiative	0	20	15	35	11.7	4%
L	Traffic Hazard	0	3	0	3	1.0	0%
M	Animal Humane	0	2	0	2	0.7	0%
N	Alarms	1	4	0	5	1.7	1%
O	Mental Cases (171)	0	0	1	1	0.3	0%
P	Disturbance	0	4	0	4	1.3	0%
Q	Criminal Investigation	0	0	0	0	0.0	0%
R	Follow-up Investigation	1	5	0	6	2.0	1%
S	Criminal Mischief	0	0	0	0	0.0	0%
T	Burglary Residence/Vehicle	1	0	0	1	0.3	0%
U	Theft / Theft of Business	0	1	0	1	0.3	0%
V	Citizen Assaulted	0	0	0	0	0.0	0%
W	Robbery of an Individual	0	0	0	0	0.0	0%
X	Trespass Warning	0	0	0	0	0.0	0%
Y	Major/Minor Crash	0	0	0	0	0.0	0%
Z	Child Custody Disputes	0	0	0	0	0.0	0%
AA	Assist The Officer (Pct. 7)	1	0	5	6	2.0	1%
BB	Runaway Missing Persons	0	0	0	0	0.0	0%
CC	Assisted LEA	0	0	0	0	0.0	0%
DD	Solicitors	0	0	0	0	0.0	0%
EE	Meeting/Event/Ct.	0	0	0	0	0.0	0%
*	MONTH TOTALS	315	317	237	869	289.7	100%

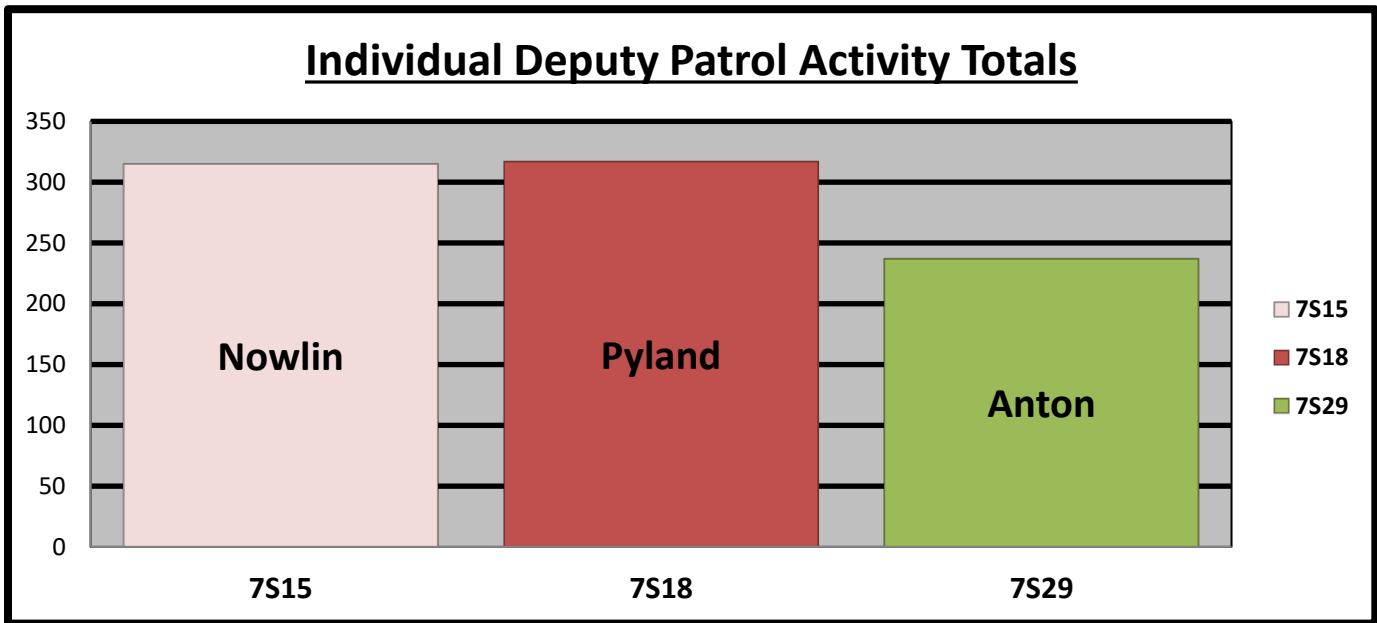
A1. Patrol Activity Percentage:

Percentage of Patrol Activity



- | | | | |
|-------------------------------|------------------------------|----------------------------------|--------------------------------|
| ■ A Citizen Contact | ■ B Patrol Alert | ■ C Security Checks | ■ D Suspicious Person/Vehicle |
| ■ E Traffic Law Enforcement | ■ F Offense/Incident Reports | ■ G Vacation Watch | ■ H Open Door / Window |
| ■ I Assist Contract Citizen | ■ J Welfare Check / Med. | ■ K Traffic Initiative | ■ L Traffic Hazard |
| ■ M Animal Humane | ■ N Alarms | ■ O Mental Cases (171) | ■ P Disturbance |
| ■ Q Criminal Investigation | ■ R Follow-up Investigation | ■ S Criminal Mischief | ■ T Burglary Residence/Vehicle |
| ■ U Theft / Theft of Business | ■ V Citizen Assaulted | ■ W Robbery of an Individual | ■ X Trespass Warning |
| ■ Y Major/Minor Crash | ■ Z Child Custody Disputes | ■ AA Assist The Officer (Pct. 7) | ■ BB Runaway Missing Persons |
| ■ CC Assisted LEA | ■ DD Solicitors | ■ EE Meeting/Event/Ct. | |

B. Patrol Activity by West Belfort Personnel:

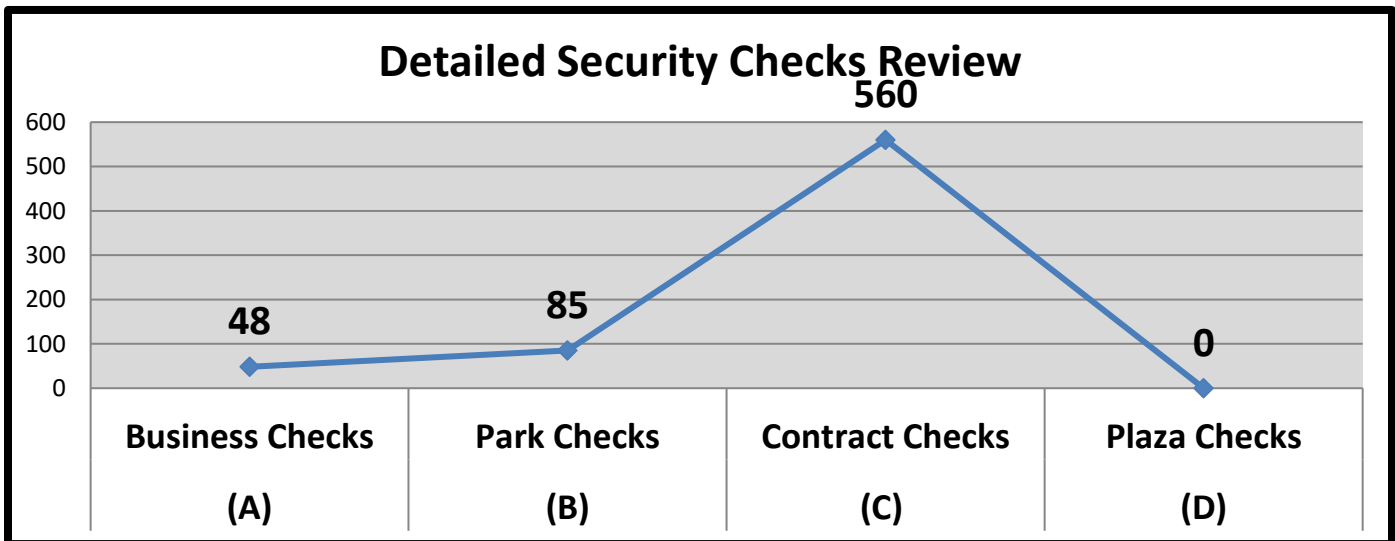


C. Security Checks Monthly Total:

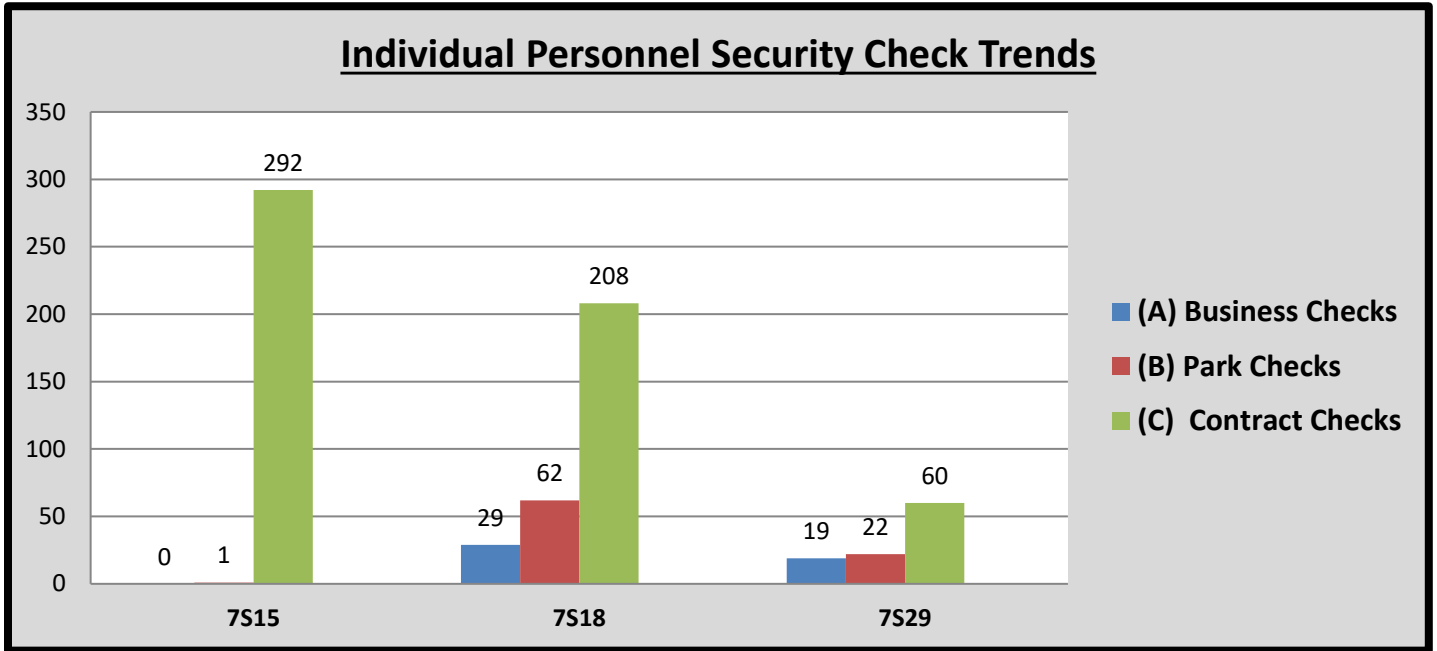
0693

*	Security Checks	7S18	7S28	7S29	TOT	AVER	%
(A)	Business Checks	0	29	19	48	16.0	7%
(B)	Park Checks	1	62	22	85	28.3	12%
(C)	Contract Checks	292	208	60	560	186.7	81%
(D)	Plaza Checks	0	0	0	0	0.0	0%
(E)	<i>Totals</i>	293	299	101	693	231.0	100%

D. Detailed Security Checks Monthly:



E. Individual Personnel Security Check Trends:



F. CIT/MHO Dispositions Monthly Total:

000

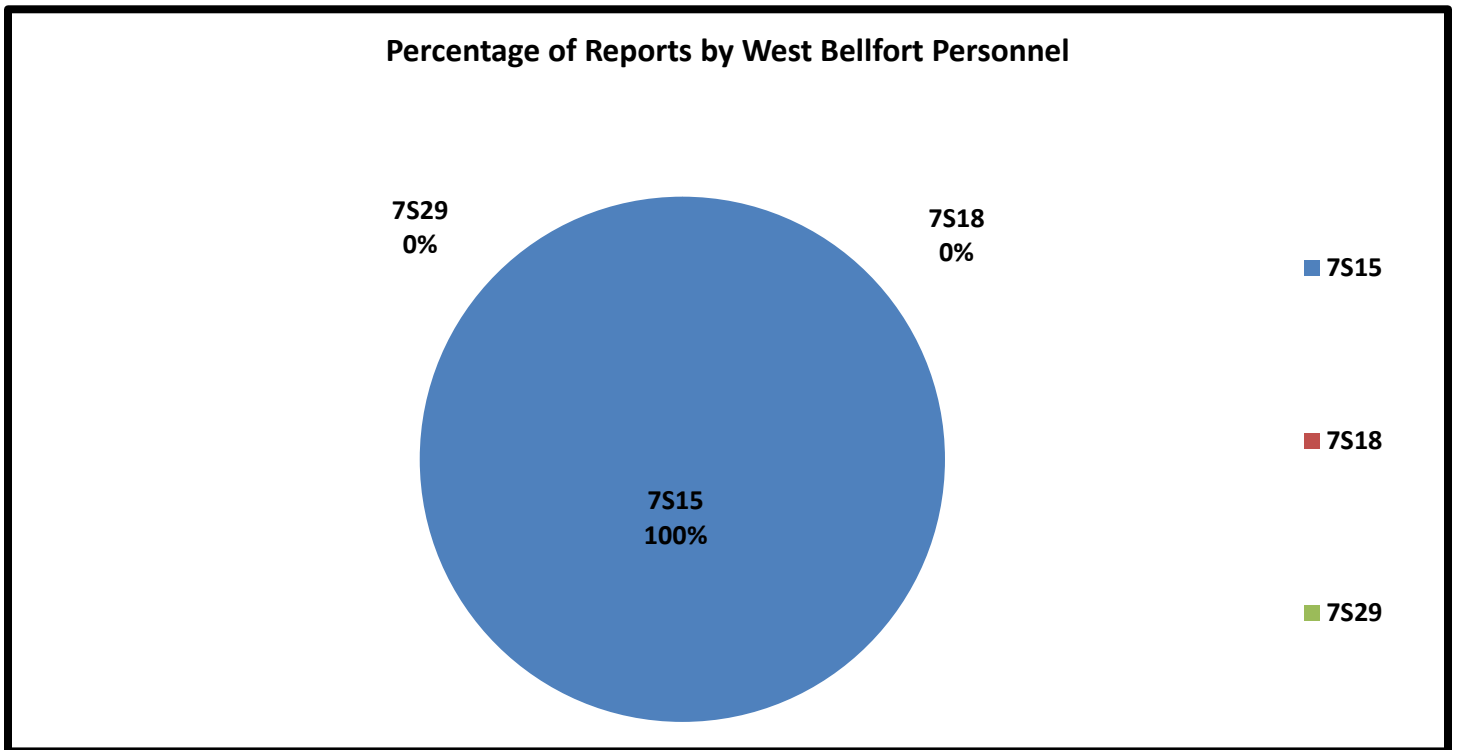
*	<i>C.I.T. Dispositions</i>	7S18	7S28	7S29	TOT	AVER	%
(A)	CIT/MHO Outside Referral	0	0	0	0	0.0	#DIV/0!
(B)	CIT/MHO Transport	0	0	0	0	0.0	#DIV/0!
(C)	CIT/MHO CIT Contact	0	0	0	0	0.0	#DIV/0!
(D)	CIT/MHO Arrest	0	0	0	0	0.0	#DIV/0!
(E)	<i>Totals</i>	0	0	0	0	0.0	#DIV/0!

G. Offense/Incident Reports Monthly Total:

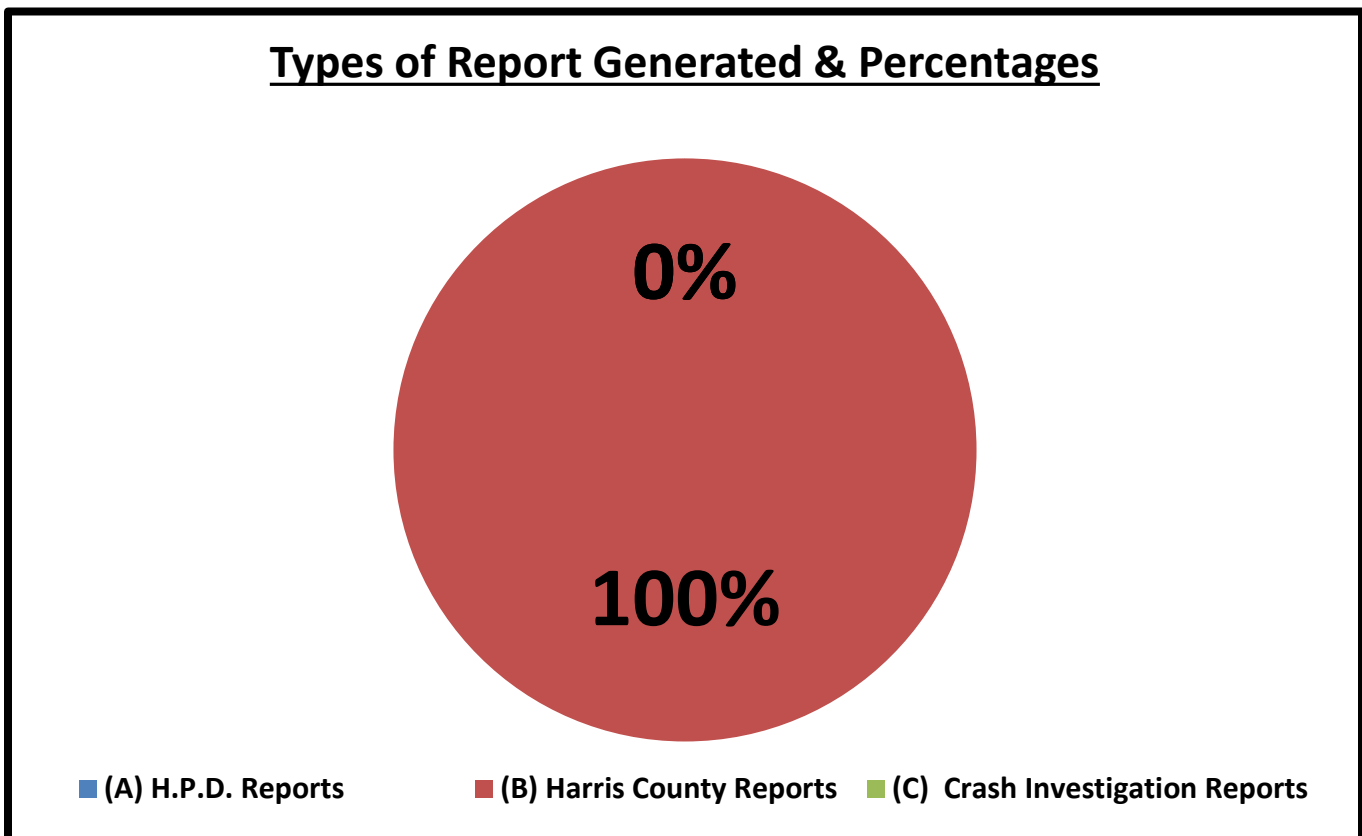
001

*	<i>Offense/Incident Reports</i>	7S18	7S28	7S29	TOT	AVER	%
(A)	H.P.D. Reports	0	0	0	0	0.0	0%
(B)	Harris County Reports	1	0	0	1	0.3	100%
(C)	Crash Investigation Reports	0	0	0	0	0.0	0%
(D)	<i>Totals</i>	1	0	0	1	0.3	100%

H. Report Generation Percentages:



I. Percentages:

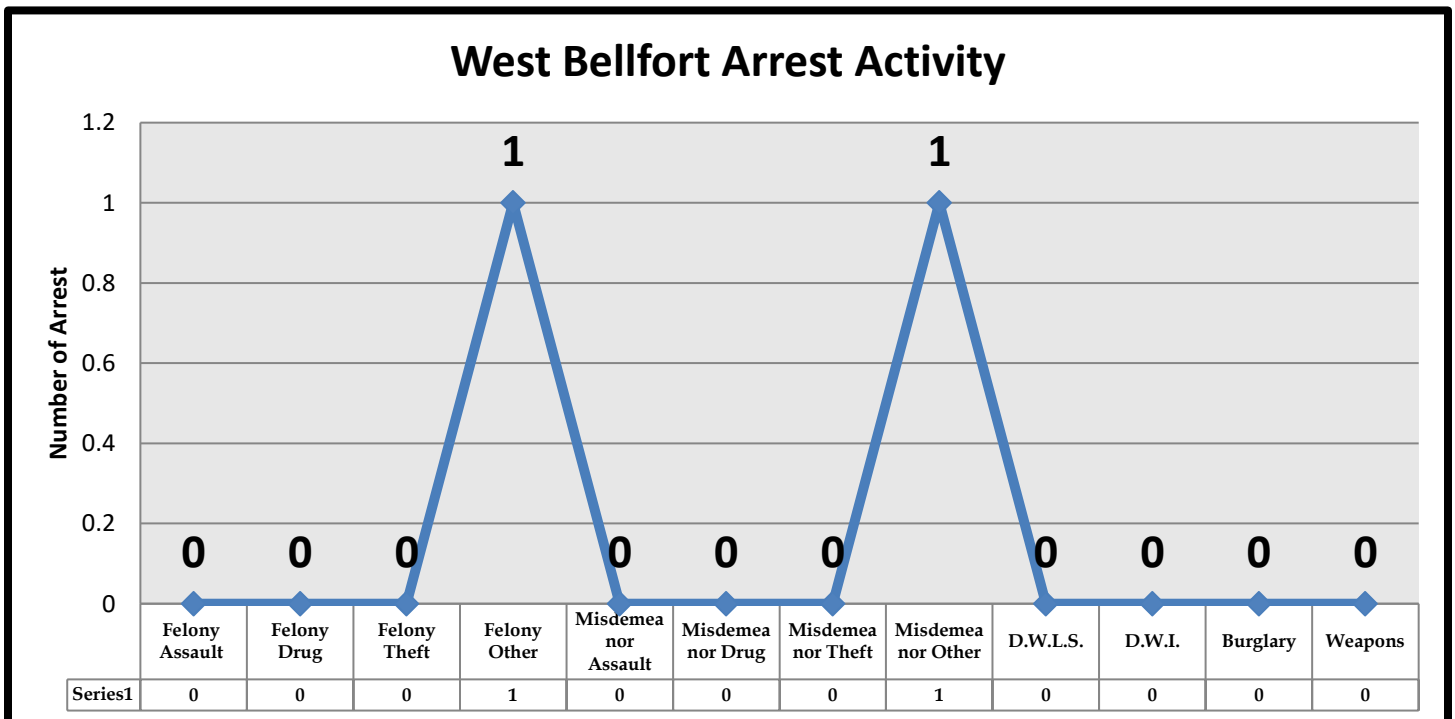


J. Types of Criminal Arrests Monthly Total:

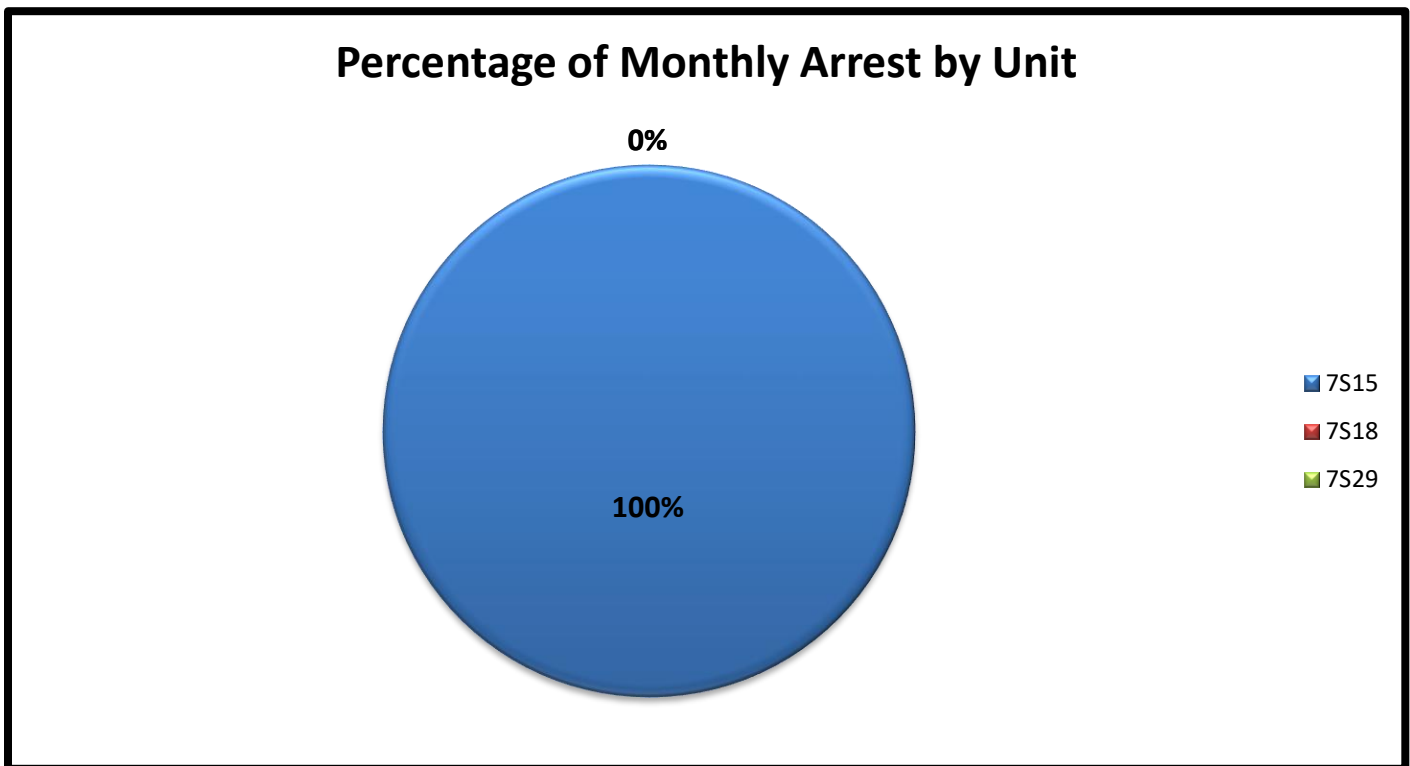
002

*	Types of Criminal Arrests	7S18	7S28	7S29	TOT	AVER	%
A	Felony Assault	0	0	0	0	0.0	0%
B	Felony Drug	0	0	0	0	0.0	0%
C	Felony Theft	0	0	0	0	0.0	0%
D	Felony Other	1	0	0	1	0.3	50%
E	Misdemeanor Assault	0	0	0	0	0.0	0%
F	Misdemeanor Drug	0	0	0	0	0.0	0%
G	Misdemeanor Theft	0	0	0	0	0.0	0%
H	Misdemeanor Other	1	0	0	1	0.3	50%
I	D.W.L.S.	0	0	0	0	0.0	0%
J	D.W.I.	0	0	0	0	0.0	0%
K	Burglary	0	0	0	0	0.0	0%
L	Weapons	0	0	0	0	0.0	0%
M	<i>Totals</i>	2	0	0	2	0.7	100%

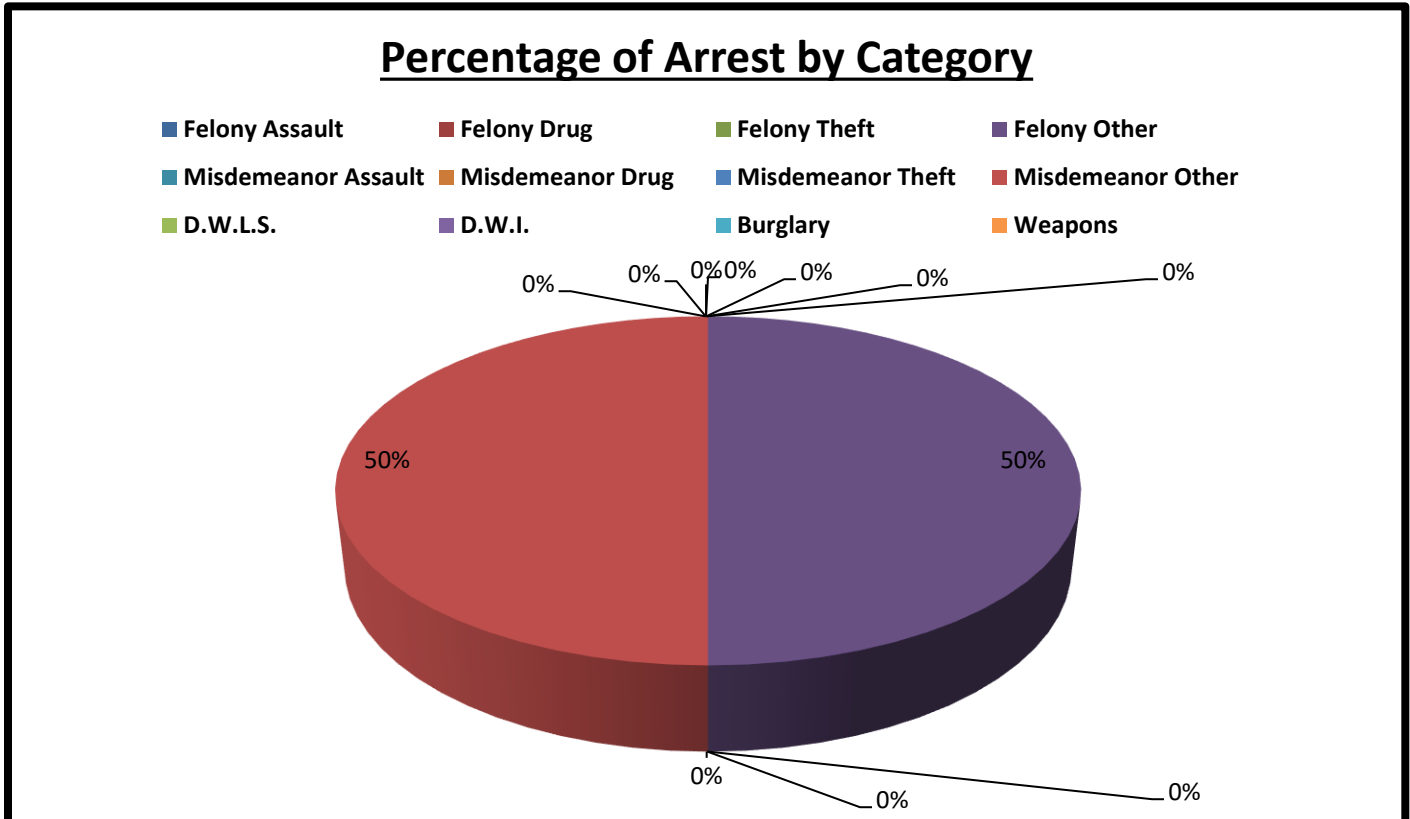
K. Types of Criminal Arrests Monthly Total:



L. Types of Criminal Arrests Monthly Total:



M. Types of Criminal Arrests Monthly Total:



N. Executed Warrant Monthly Total:

000

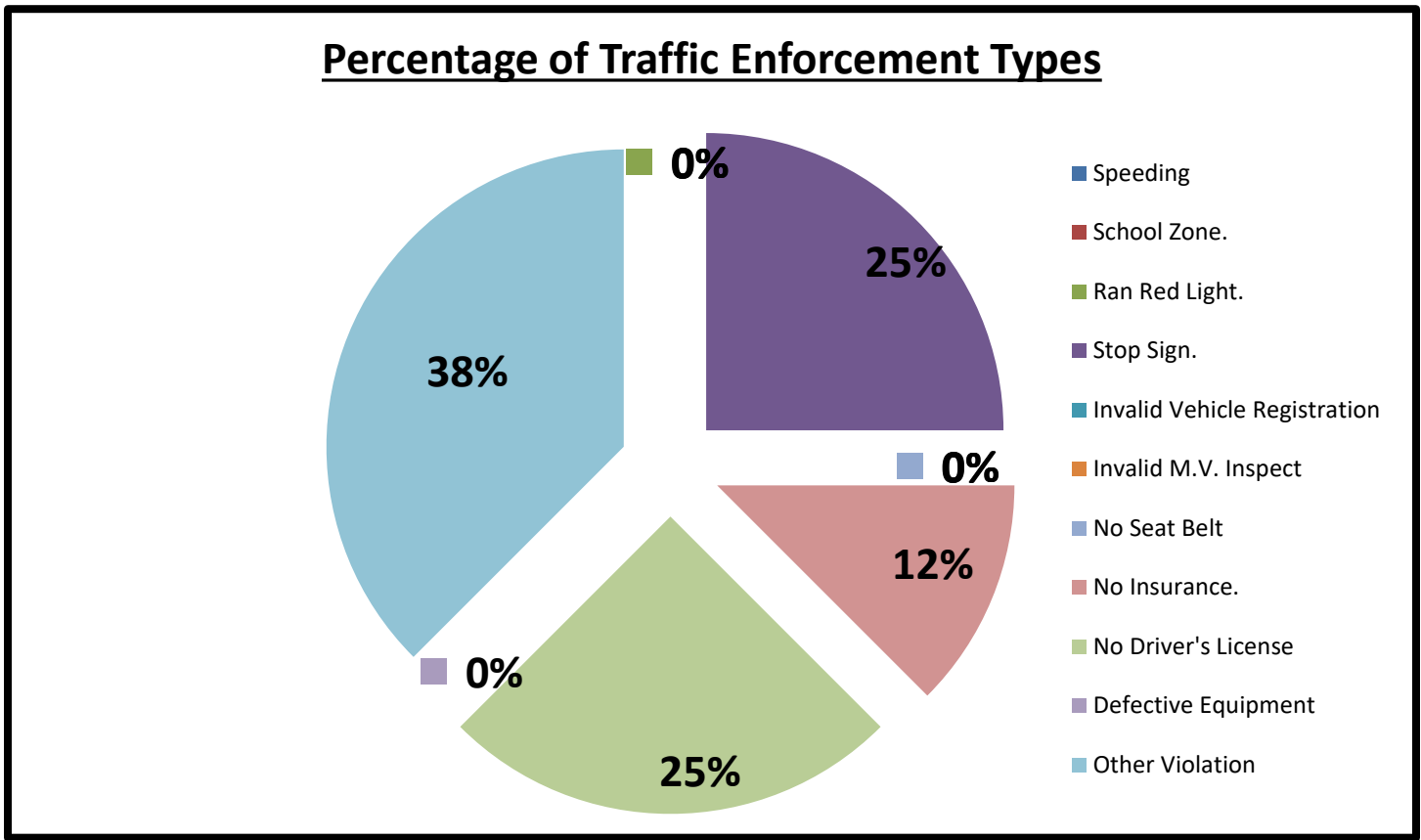
*	<i>Executed Warrants</i>	7S18	7S28	7S29	TOT	AVER	%
(A)	Felony Warrants	0	0	0	0	0.0	#DIV/0!
(B)	Misdemeanor Warrants	0	0	0	0	0.0	#DIV/0!
(C)	<i>Totals</i>	0	0	0	0	0.0	#DIV/0!

O. Traffic Law Enforcement Total:

015

*	<i>Traffic Enforcement</i>	7S18	7S28	7S29	TOT	AVER	%
A	Speeding	0	0	0	0	0.0	0%
B	School Zone.	0	0	0	0	0.0	0%
C	Ran Red Light.	0	0	0	0	0.0	0%
D	Stop Sign.	0	2	0	2	0.7	25%
E	Invalid Vehicle Registration	0	0	0	0	0.0	0%
F	Invalid M.V. Inspect	0	0	0	0	0.0	0%
G	No Seat Belt	0	0	0	0	0.0	0%
H	No Insurance.	0	1	0	1	0.3	13%
I	No Driver's License	0	2	0	2	0.7	25%
J	Defective Equipment	0	0	0	0	0.0	0%
K	Other Violation	3	0	0	3	1.0	38%
L	Written Warnings	0	0	0	0	0.0	0%
M	Verbal Warning	0	3	4	7	2.3	100%
N	Citation	3	5	0	8	2.7	53%
O	Total Violations	3	8	4	15	5.0	100%

P. Traffic Law Enforcement Total:



Q. Citations vs. Warnings Monthly Total:

0015

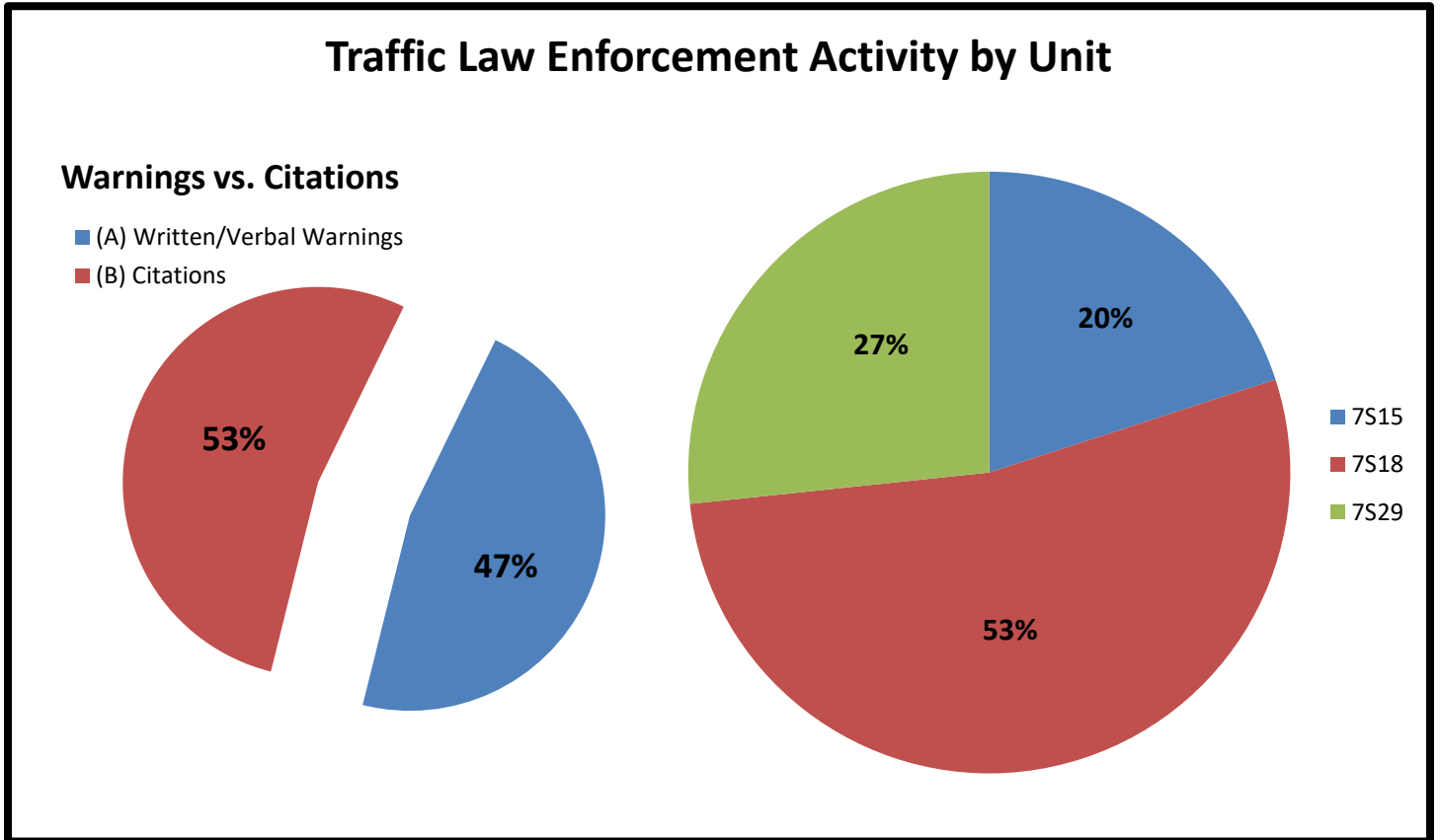
*	Warnings vs. Citations	7S18	7S28	7S29	TOT	AVER	%
(A)	Written/Verbal Warnings	0	3	4	7	2.3	47%
(B)	Citations	3	5	0	8	2.7	53%
(C)	<i>Totals</i>	3	8	4	15	5.0	100%

R. Sources of Calls for Service Monthly Total:

0868

*	Sources of Calls for Service	7S18	7S28	7S29	TOT	AVER	%
(A)	On View	3	1	0	4	1.3	0%
(B)	Dispatched	3	16	2	21	7.0	2%
(C)	Self-Initiated	308	300	235	843	281.0	97%
(D)	<i>Totals</i>	314	317	237	868	289.3	100%

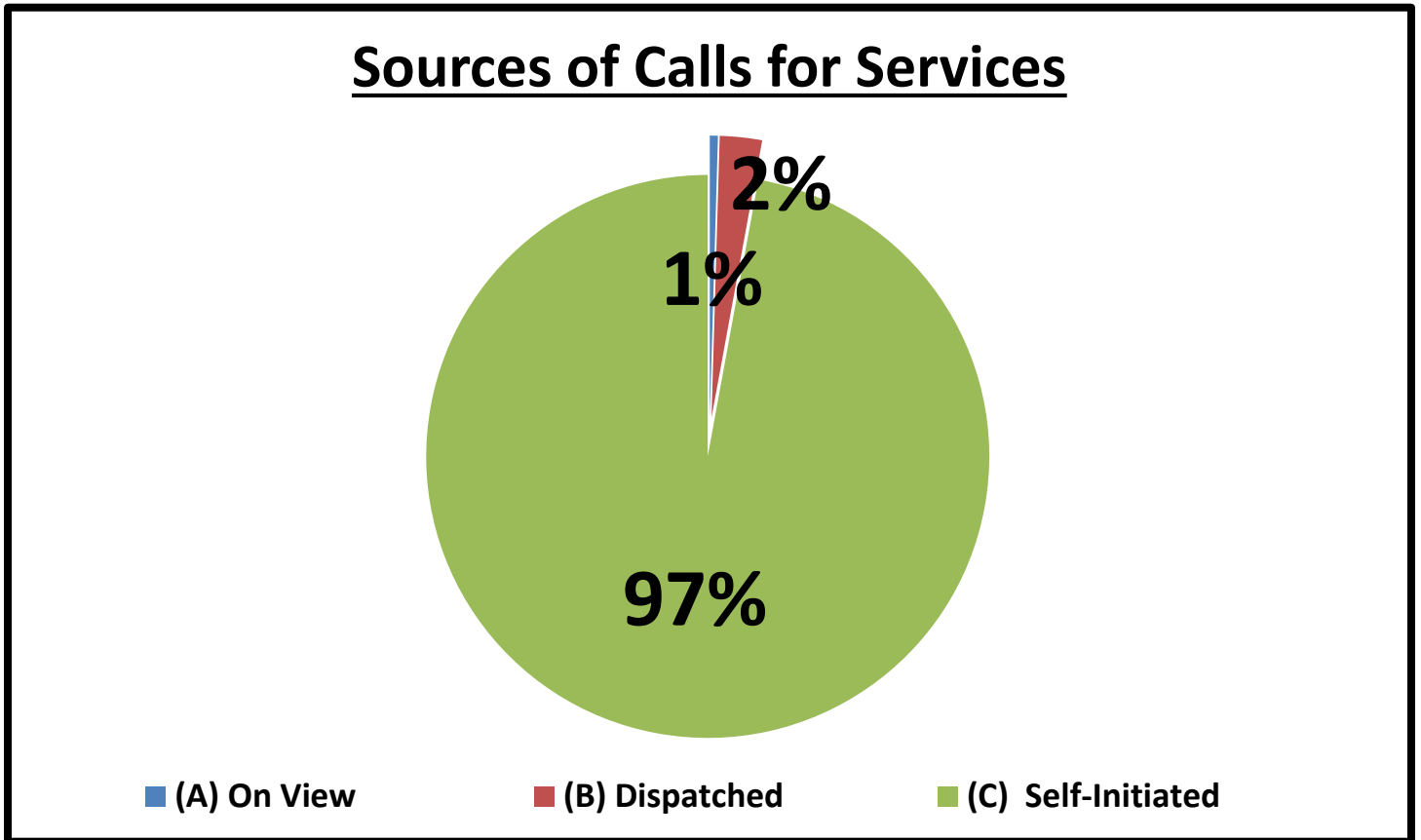
S. Sources of Calls for Service Percentages:



T. Sources of Calls for Service Percentages:

*	<i>Sources of Calls for Service</i>	7S18	7S28	7S29		TOT
(A)	On View	1%	0%	0%		0%
(B)	Dispatched	1%	5%	1%		2%
(C)	Self-Initiated	98%	95%	99%		97%
(D)	<i>Totals</i>	100%	100%	100%		100%

U. Sources of Calls for Service Percentages:



V. Free Reserve Personnel Time Utilized in Contract Monthly Total: 000

*	Free Reserve Personnel Time	7S18	7S28	7S29		TOT	AVER	%	7S15	7S18	7S29
(A)	Totals	0	0	0		0	0.0	#DIV/0!	0	0	0

W. Monthly Productivity Analysis Report (M.P.A.R.) - Executive Summary:

*	<i>Units</i>	7S18	7S28	7S29		TOT	AVER
1	Patrol Activity	315	317	237		869	289.7
2	Security Checks	293	299	101		693	231.0
3	C.I.T. Interactions	0	0	0		0	0.0
4	Offense/Incident Reports	1	0	0		1	0.3
*	<i>Total Service Calls</i>	609	616	338		1563	521.0
1	Criminal Arrests	2	0	0		2	0.7
2	Citations Issued	3	5	0		8	2.7
3	Written & Verbal Warnings	0	3	4		7	2.3
*	<i>Enforcement Service Calls</i>	5	8	4		17	5.7
*	<i>Total Hours</i>	160	160	160		480	160.0
1	Sick Time Used	0	0	16		16	5.3
2	Vacation Time Used	0	8	0		8	2.7
3	Training Time Used	0	0	0		0	0.0
4	Compensatory Time Used	8	0	0		8	2.7
*	<i>Hours Actually Worked</i>	152	152	144		448	149.3
*	<i>Unit Productivity Ratio</i>	4.0	4.1	2.4		3.5	3.5

X. Mileage Total:

2906

*	<i>Mileage</i>	7S18	7S28	7S29		TOT	AVER	%
(A)	<i>Totals</i>	1027	752	1127		2906	968.7	334%

Y. Patrol Alert Submission Report:

*	<i>Received</i>				<i>Subject</i>
<i>12x</i>	<i>Date</i>	<i>Time</i>	<i>Code</i>	<i>Location</i>	
A.	Sep 15	1845 hours	WBPA – ID628/ID629	7766 W. Bellfort	Extra patrol requested at the location to deter any criminal activity and loitering in the area.

Z. Incident Summaries:

01.	SEPTEMBER 16, 2017	1000 HOURS	BURGLARY OF HABITATION		DEPUTY W. NOWLIN III	
	EVENING SHIFT:	10700 BRAESRIDGE	WB	"F"	HC:	17-0112096
	<p>On September 16, 2017, a Saturday, at approximately 1048 hours while on patrol in the "West Bellfort" contract, I Deputy W. Nowlin unit 87S18 with the Harris County Constable Department of Precinct 7 was performing routine patrol and law enforcement services when I on-viewed a individual breaking into a residence at the 10700 block of Braesridge. The individual attempted to evade detention but was later arrested. One individual was transported and released to the Harris County Jail. The patrol activity type is "PAT=T/Q".</p>					

AA. Hotspot Report:

See Appendix A1 for Hotspot Report:

Please note: 87s18 = Deputy W. Nowlin, 87s28 = Deputy J. Pyland and 87s29 = Deputy N. Anton.

Sergeant Jon Meek

Sergeant Jon Meek
 Neighborhood Patrol Division, First Line Supervisor
 Harris County Constable's Office of Precinct 713-643-6602