



**MAY WALKER**, CONSTABLE  
PRECINCT SEVEN  
HARRIS COUNTY, TEXAS

MAIN OFFICE  
5300 Griggs Road  
Houston, Texas 77021  
PHONE (713) 643-6602  
FAX (713) 643-3401

**Date: November 6, 2017**

From: Sergeant Jon Meek  
Neighborhood Patrol Division, First Line Supervisor  
Harris County Constable's Office of Precinct "7"

To: Property Owners Association  
Board of Directors & Management Company

Subject: October Monthly Productivity Analysis Report  
Enclosure: **MPAR – October 2017**  
Distribution: Executive Command Staff & Board of Directors & Management Company

The purpose of this "**Monthly Productivity Analysis Report**" (M.P.A.R.) is to provide the executive command staff with the appropriate data to analyze the productivity of assigned personnel and their shifts' activities to allow for the validation of individual and divisional performance evaluations. With regard to the specific contents of the report, there are 18 distinctive component parts of this report. These components are enumerated below:

- |  |   |
|--|---|
| 01. Patrol Activity Details                | 10. Traffic Enforcement Report                |
| 02. Patrol Activity Analytical Summary     | 11. Trends & Percentages of Traffic           |
| 03. Patrol Activity Percentages & Trends   | 12. Citation & Warning Issuance Review        |
| 04. Security Checks Report                 | 13. Call for Service Report ( <i>C.F.S.</i> ) |
| 05. Security Checks Percentages & Trends   | 14. Trends & Percentages for <i>C.F.S.</i>    |
| 06. Crisis Intervention Disposition Report | 15. Overtime Report (service at no Cost)      |
| 07. Offense/Incident Generation Report     | 16. Reserve Deputy Use (at no Cost)           |
| 08. Criminal Arrest Types Report           | 17. Incident Summarization                    |
| 09. Warrant Execution Report               | 18. Hotspot Report Data Review                |

A cursory analysis of the statistical data from this report should be demonstrative of the quality of performance of this agency in realizing the contractual obligations and the overall achievement of the goals and objectives of this Agency and the Contract Division.

**2883** total miles were driven and the shift responded to **1206** total service calls and conducted **0000** crash investigations. The shift issued **017** traffic citations, made **03** arrests and handled **0029** enforcement service related calls. The average productivity ratio for this month for this shift is **2.7**.

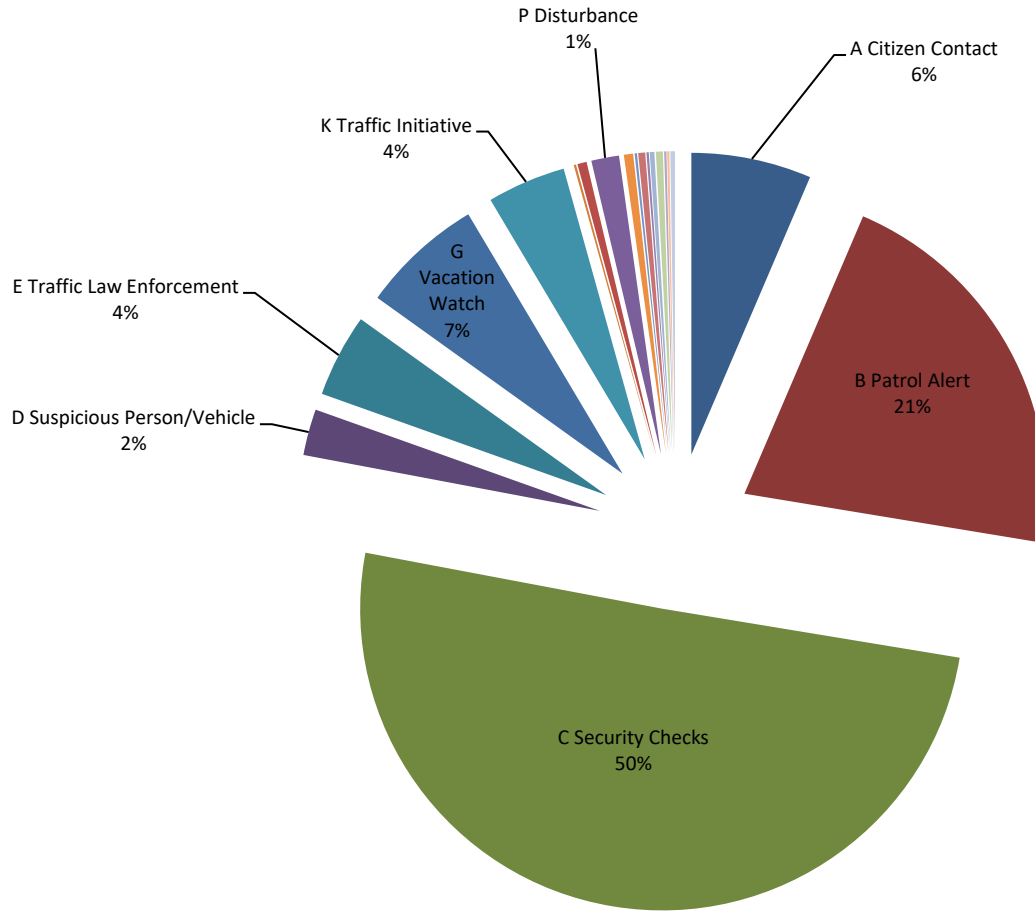
**A. Patrol Activity Monthly Total:**

**0813**

*	<i>Patrol Activity Types</i>	7S18	7S28	7S29	TOT	AVER	%
A	Citizen Contact	29	1	22	52	17.3	6%
B	Patrol Alert	37	48	86	171	57.0	21%
C	Security Checks	131	186	90	407	135.7	50%
D	Suspicious Person/Vehicle	15	5	0	20	6.7	2%
E	Traffic Law Enforcement	28	6	2	36	12.0	4%
F	Offense/Incident Reports	1	4	0	5	1.7	1%
G	Vacation Watch	23	10	20	53	17.7	7%
H	Open Door / Window	0	0	0	0	0.0	0%
I	Assist Contract Citizen	0	0	0	0	0.0	0%
J	Welfare Check / Med.	0	0	0	0	0.0	0%
K	Traffic Initiative	0	19	15	34	11.3	4%
L	Traffic Hazard	1	0	0	1	0.3	0%
M	Animal Humane	0	0	0	0	0.0	0%
N	Alarms	1	3	0	4	1.3	0%
O	Mental Cases (171)	0	0	0	0	0.0	0%
P	Disturbance	2	7	3	12	4.0	1%
Q	Criminal Investigation	0	0	0	0	0.0	0%
R	Follow-up Investigation	0	4	0	4	1.3	0%
S	Criminal Mischief	0	1	0	1	0.3	0%
T	Burglary Residence/Vehicle	1	2	0	3	1.0	0%
U	Theft / Theft of Business	0	0	0	0	0.0	0%
V	Citizen Assaulted	0	1	0	1	0.3	0%
W	Robbery of an Individual	0	0	0	0	0.0	0%
X	Trespass Warning	0	0	0	0	0.0	0%
Y	Major/Minor Crash	1	1	0	2	0.7	0%
Z	Child Custody Disputes	0	0	0	0	0.0	0%
AA	Assist The Officer (Pct. 7)	0	2	1	3	1.0	0%
BB	Runaway Missing Persons	0	1	0	1	0.3	0%
CC	Assisted LEA	0	0	0	0	0.0	0%
DD	Solicitors	0	1	0	1	0.3	0%
EE	Meeting/Event/Ct.	0	2	0	2	0.7	0%
*	<b>MONTH TOTALS</b>	<b>270</b>	<b>304</b>	<b>239</b>	<b>813</b>	<b>271.0</b>	<b>100%</b>

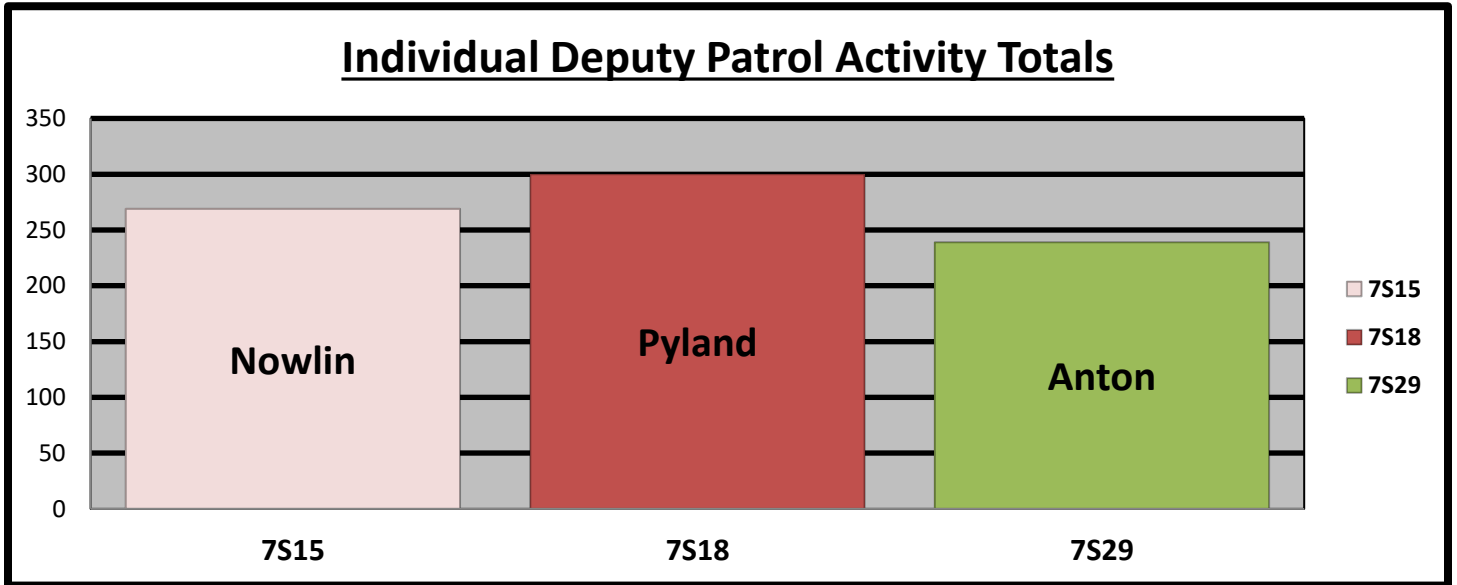
# A1. Patrol Activity Percentage:

## Percentage of Patrol Activity



- |                               |                              |                                  |                                |
|-------------------------------|------------------------------|----------------------------------|--------------------------------|
| ■ A Citizen Contact           | ■ B Patrol Alert             | ■ C Security Checks              | ■ D Suspicious Person/Vehicle  |
| ■ E Traffic Law Enforcement   | ■ F Offense/Incident Reports | ■ G Vacation Watch               | ■ H Open Door / Window         |
| ■ I Assist Contract Citizen   | ■ J Welfare Check / Med.     | ■ K Traffic Initiative           | ■ L Traffic Hazard             |
| ■ M Animal Humane             | ■ N Alarms                   | ■ O Mental Cases (171)           | ■ P Disturbance                |
| ■ Q Criminal Investigation    | ■ R Follow-up Investigation  | ■ S Criminal Mischief            | ■ T Burglary Residence/Vehicle |
| ■ U Theft / Theft of Business | ■ V Citizen Assaulted        | ■ W Robbery of an Individual     | ■ X Trespass Warning           |
| ■ Y Major/Minor Crash         | ■ Z Child Custody Disputes   | ■ AA Assist The Officer (Pct. 7) | ■ BB Runaway Missing Persons   |
| ■ CC Assisted LEA             | ■ DD Solicitors              | ■ EE Meeting/Event/Ct.           |                                |

**B. Patrol Activity by West Belfort Personnel:**

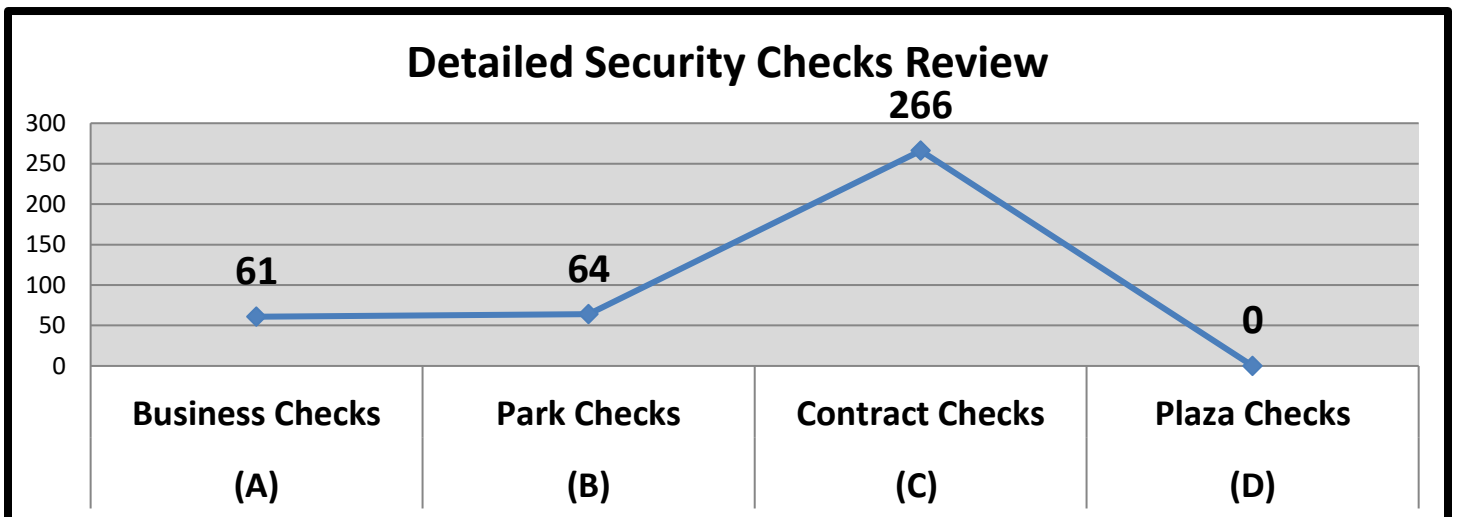


**C. Security Checks Monthly Total:**

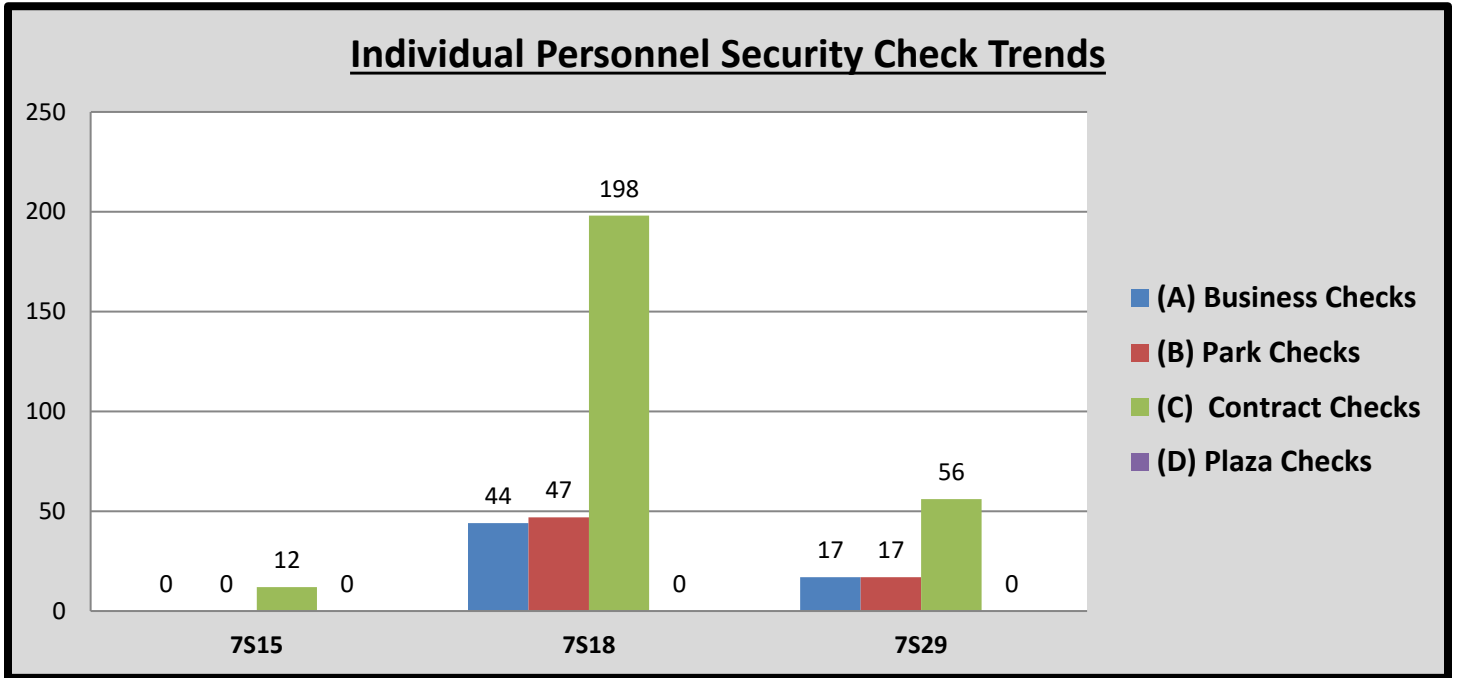
**0391**

*	Security Checks	7S18	7S28	7S29	TOT	AVER	%
(A)	Business Checks	0	44	17	61	20.3	16%
(B)	Park Checks	0	47	17	64	21.3	16%
(C)	Contract Checks	12	198	56	266	88.7	68%
(D)	Plaza Checks	0	0	0	0	0.0	0%
(E)	Totals	12	289	90	391	130.3	100%

**D. Detailed Security Checks Monthly:**



### E. Individual Personnel Security Check Trends:



### F. CIT/MHO Dispositions Monthly Total:

**000**

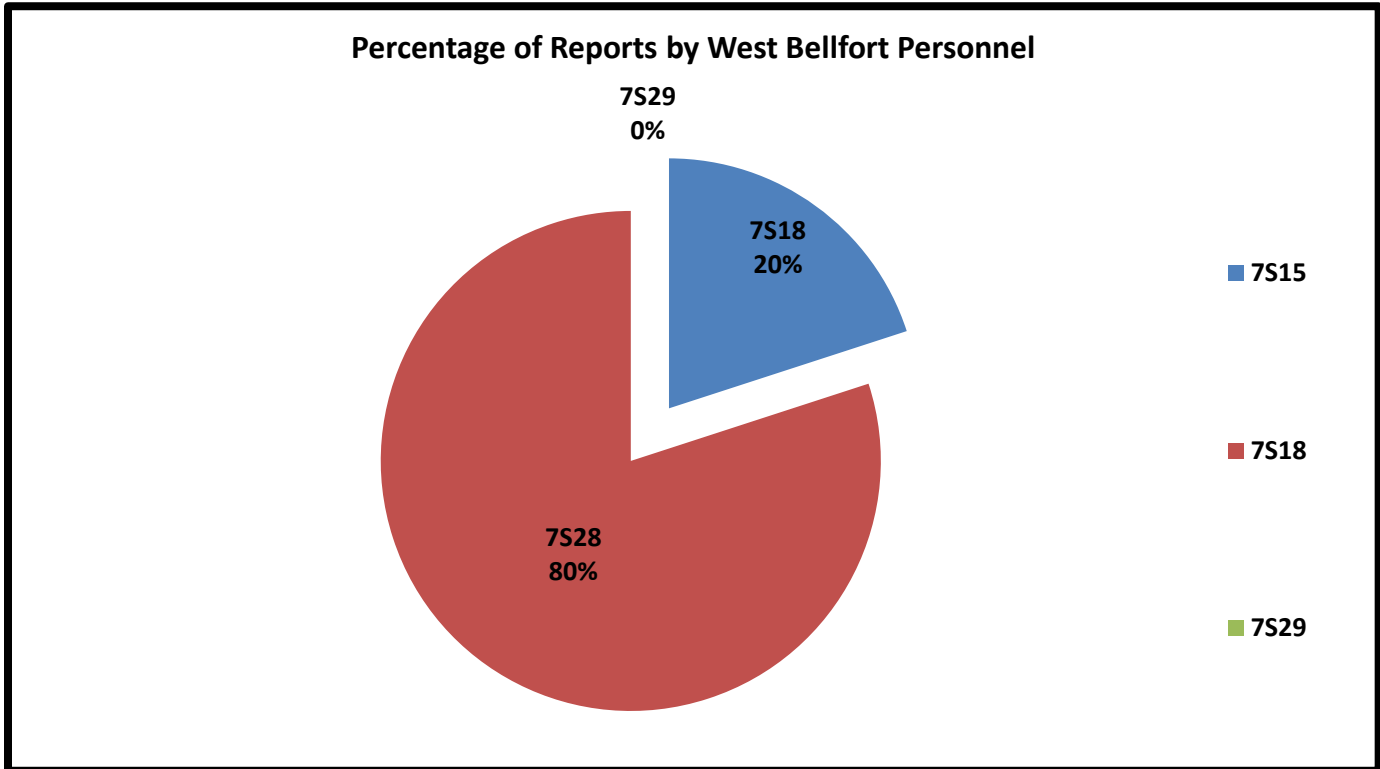
*	<i>C.I.T. Dispositions</i>	7S18	7S28	7S29	TOT	AVER	%
(A)	CIT/MHO Outside Referral	0	0	0	0	0.0	#DIV/0!
(B)	CIT/MHO Transport	0	0	0	0	0.0	#DIV/0!
(C)	CIT/MHO CIT Contact	0	0	0	0	0.0	#DIV/0!
(D)	CIT/MHO Arrest	0	0	0	0	0.0	#DIV/0!
(E)	<i>Totals</i>	0	0	0	0	0.0	#DIV/0!

### G. Offense/Incident Reports Monthly Total:

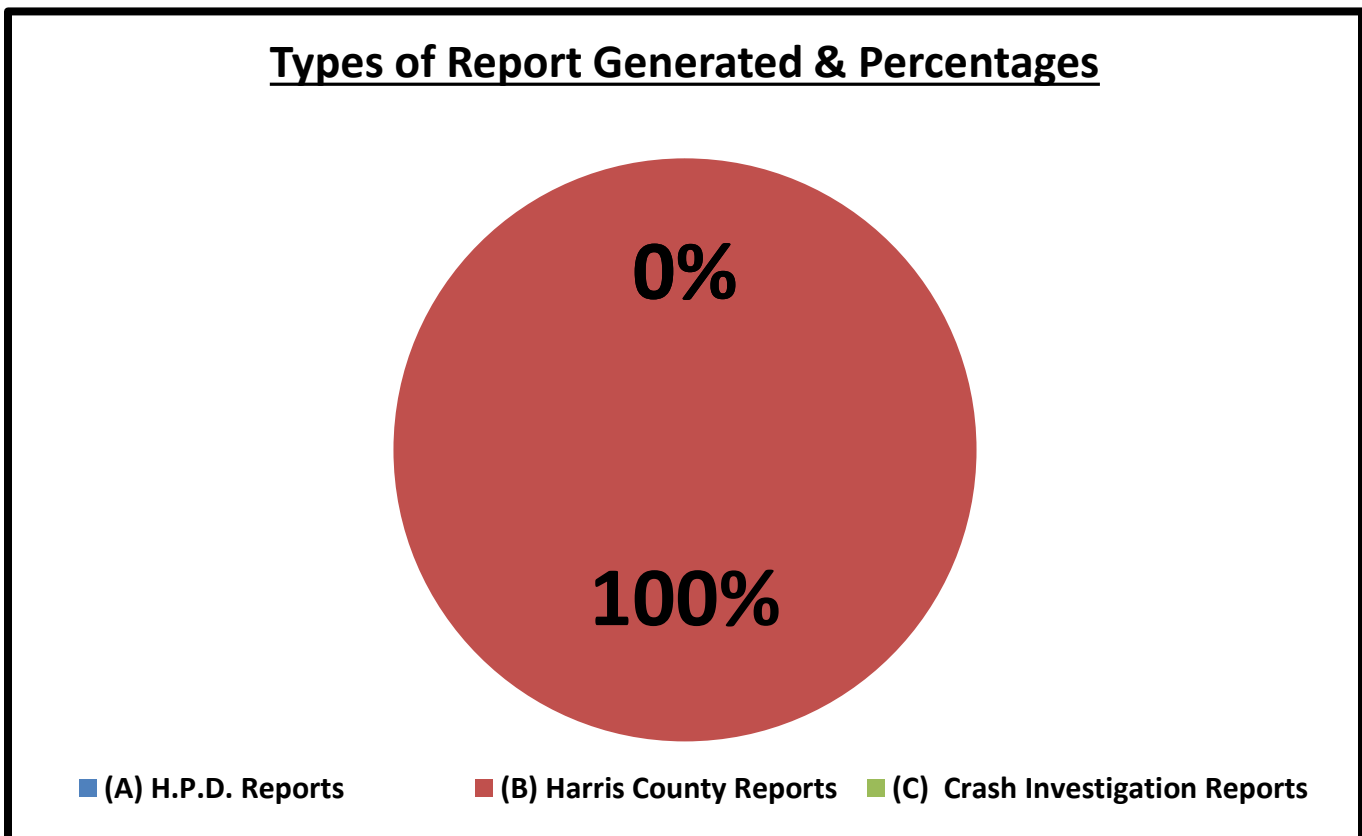
**005**

*	<i>Offense/Incident Reports</i>	7S18	7S28	7S29	TOT	AVER	%
(A)	H.P.D. Reports	0	0	0	0	0.0	0%
(B)	Harris County Reports	1	4	0	5	1.7	100%
(C)	Crash Investigation Reports	0	0	0	0	0.0	0%
(D)	<i>Totals</i>	1	4	0	5	1.7	100%

## H. Report Generation Percentages:



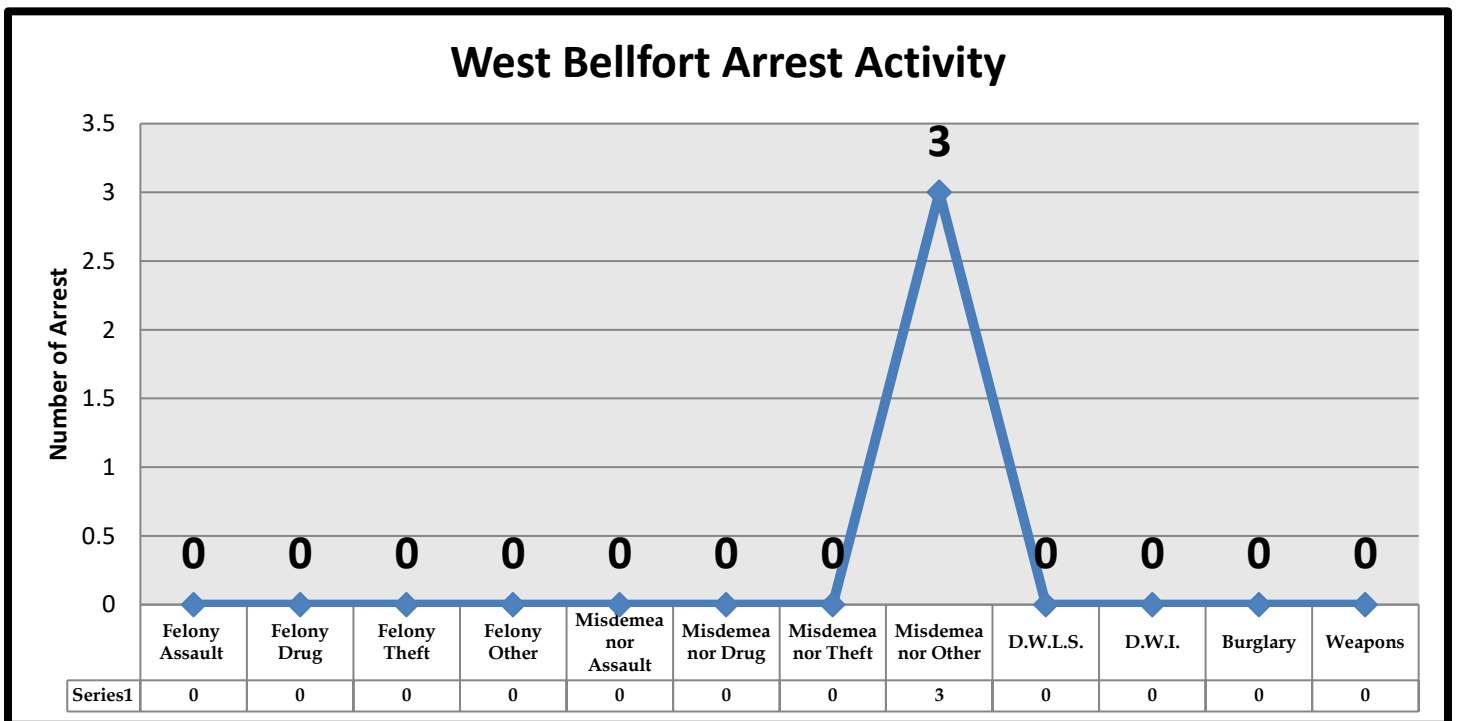
## I. Percentages:



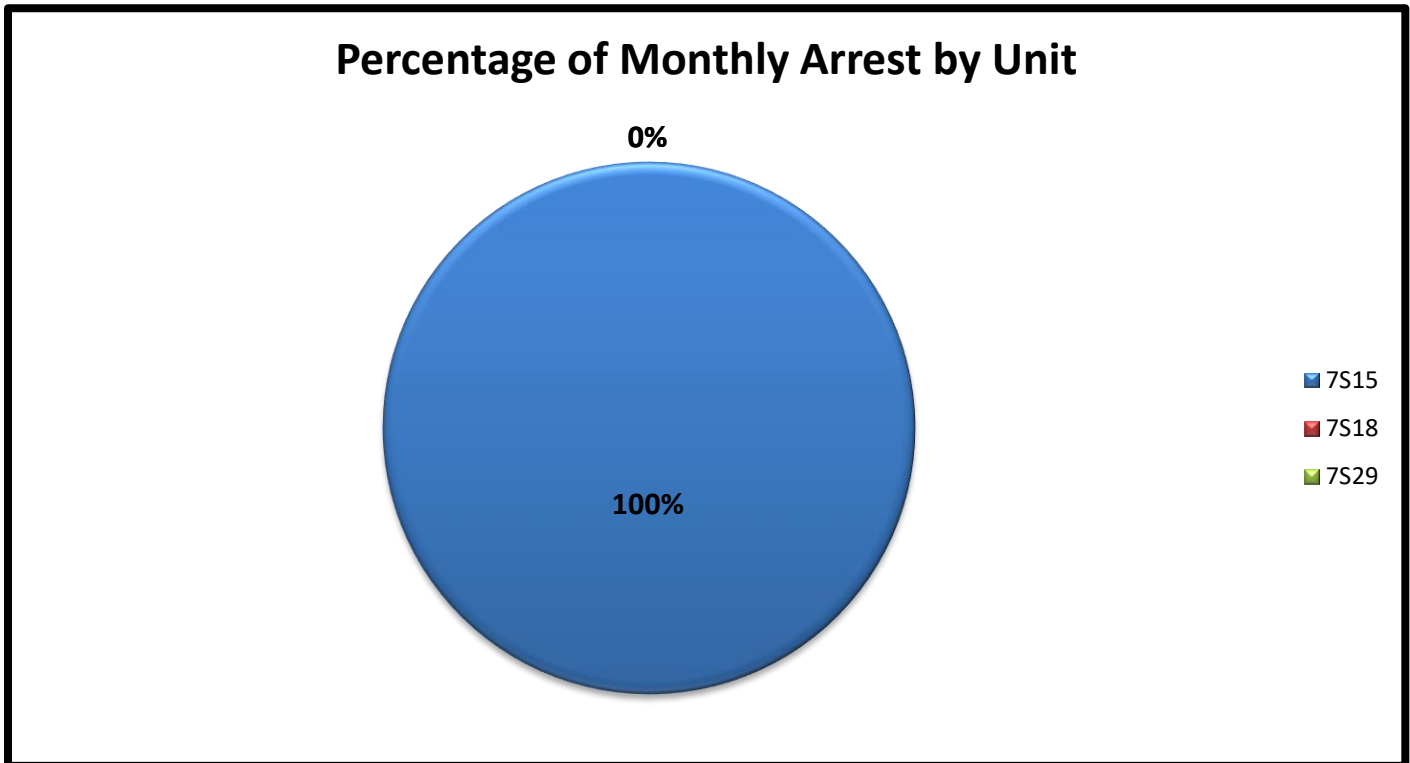
**J. Types of Criminal Arrests Monthly Total:**

*	Types of Criminal Arrests	7S18	7S28	7S29	TOT	AVER	%
A	Felony Assault	0	0	0	0	0.0	0%
B	Felony Drug	0	0	0	0	0.0	0%
C	Felony Theft	0	0	0	0	0.0	0%
D	Felony Other	0	0	0	0	0.0	0%
E	Misdemeanor Assault	0	0	0	0	0.0	0%
F	Misdemeanor Drug	0	0	0	0	0.0	0%
G	Misdemeanor Theft	0	0	0	0	0.0	0%
H	Misdemeanor Other	3	0	0	3	1.0	100%
I	D.W.L.S.	0	0	0	0	0.0	0%
J	D.W.I.	0	0	0	0	0.0	0%
K	Burglary	0	0	0	0	0.0	0%
L	Weapons	0	0	0	0	0.0	0%
M	Totals	3	0	0	3	1.0	100%

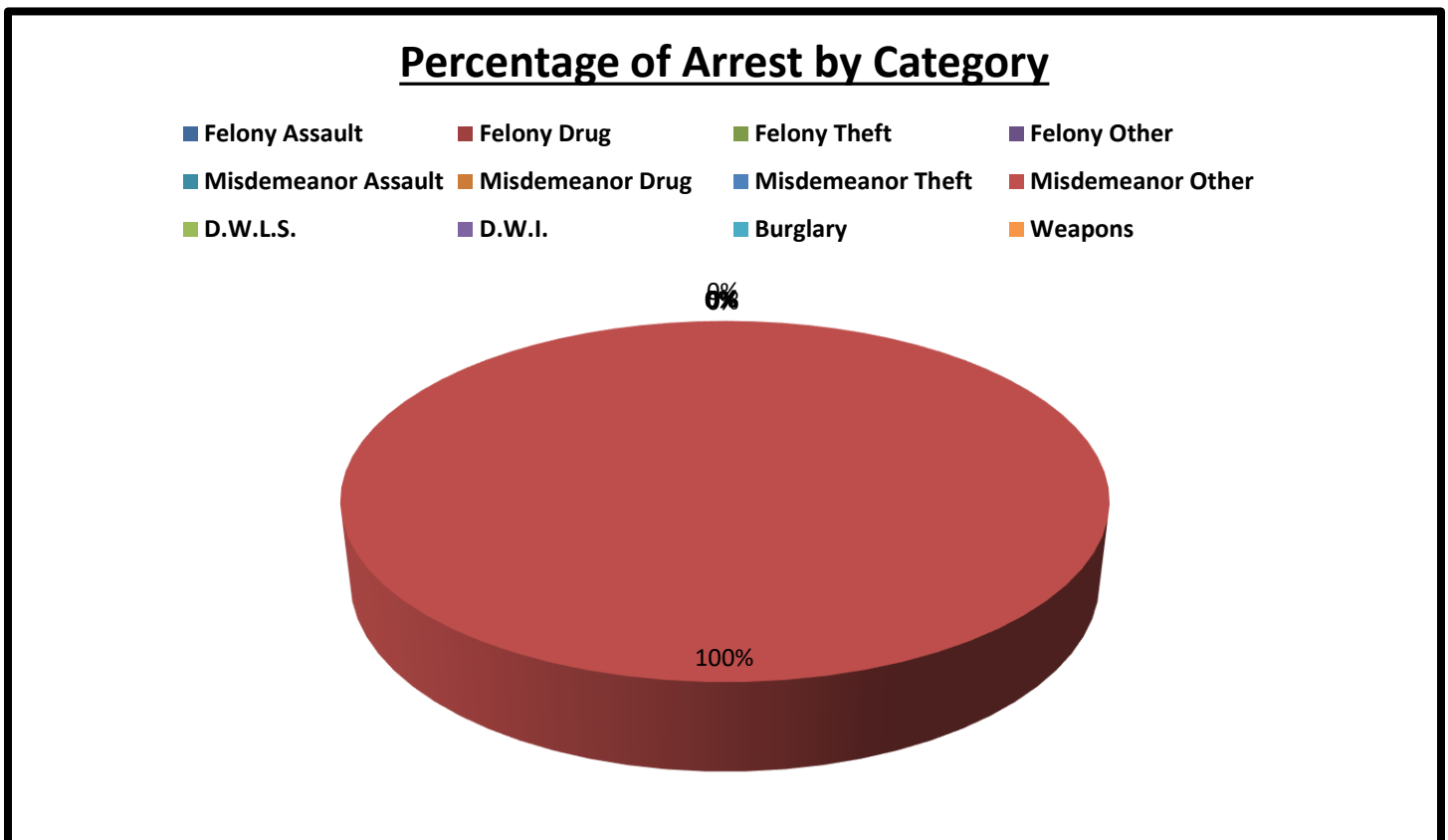
**K. Types of Criminal Arrests Monthly Total:**



**L. Types of Criminal Arrests Monthly Total:**



**M. Types of Criminal Arrests Monthly Total:**





**N. Executed Warrant Monthly Total:**

**002**

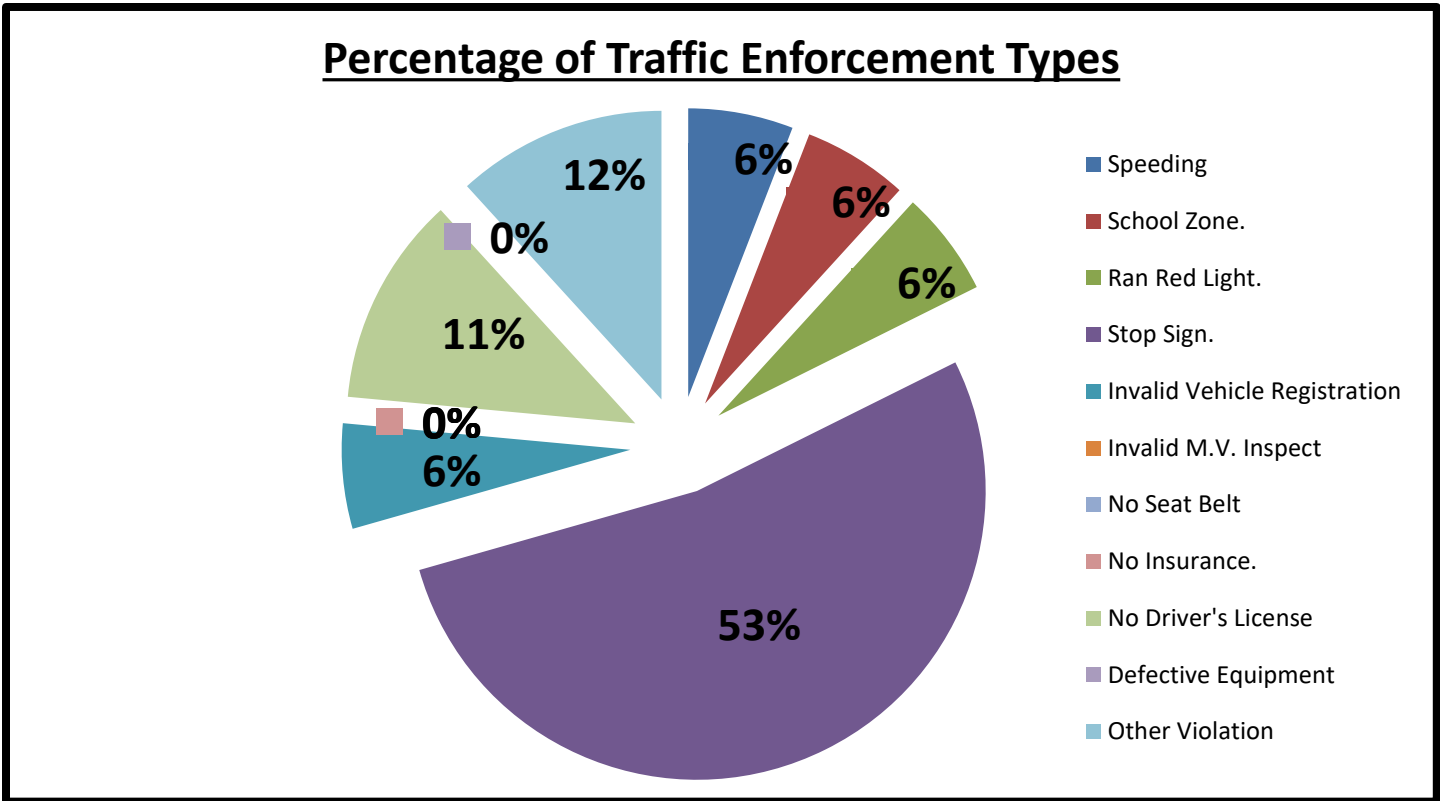
*	<i>Executed Warrants</i>	7S18	7S28	7S29	TOT	AVER	%
(A)	Felony Warrants	0	0	0	0	0.0	0%
(B)	Misdemeanor Warrants	2	0	0	2	0.7	100%
(C)	<i>Totals</i>	2	0	0	2	0.7	100%

**O. Traffic Law Enforcement Total:**

**026**

*	<i>Traffic Enforcement</i>	7S18	7S28	7S29	TOT	AVER	%
A	Speeding	1	0	0	1	0.3	6%
B	School Zone.	1	0	0	1	0.3	6%
C	Ran Red Light.	1	0	0	1	0.3	6%
D	Stop Sign.	7	2	0	9	3.0	53%
E	Invalid Vehicle Registration	1	0	0	1	0.3	6%
F	Invalid M.V. Inspect	0	0	0	0	0.0	0%
G	No Seat Belt	0	0	0	0	0.0	0%
H	No Insurance.	0	0	0	0	0.0	0%
I	No Driver's License	0	2	0	2	0.7	12%
J	Defective Equipment	0	0	0	0	0.0	0%
K	Other Violation	1	1	0	2	0.7	12%
L	Written Warnings	0	0	0	0	0.0	0%
M	Verbal Warning	4	3	2	9	3.0	100%
N	Citation	12	5	0	17	5.7	65%
O	Total Violations	16	8	2	26	8.7	100%

**P. Traffic Law Enforcement Total:**



**Q. Citations vs. Warnings Monthly Total:**

**0026**

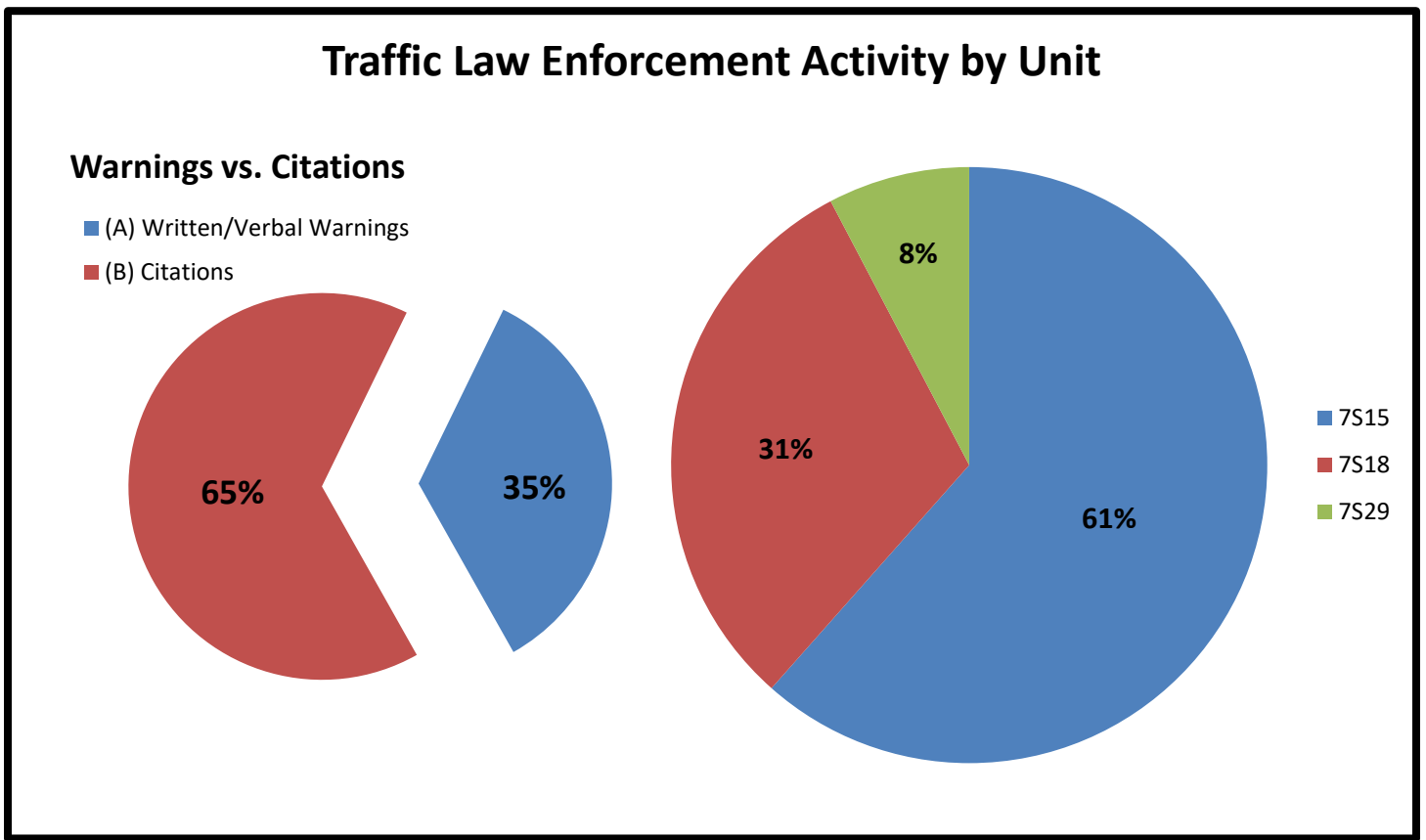
*	Warnings vs. Citations	7S18	7S28	7S29	TOT	AVER	%
(A)	Written/Verbal Warnings	4	3	2	9	3.0	35%
(B)	Citations	12	5	0	17	5.7	65%
(C)	<i>Totals</i>	16	8	2	26	8.7	100%

**R. Sources of Calls for Service Monthly Total:**

**0808**

*	Sources of Calls for Service	7S18	7S28	7S29	TOT	AVER	%
(A)	On View	3	0	0	3	1.0	0%
(B)	Dispatched	12	21	3	36	12.0	4%
(C)	Self-Initiated	254	279	236	769	256.3	95%
(D)	<i>Totals</i>	269	300	239	808	269.3	100%

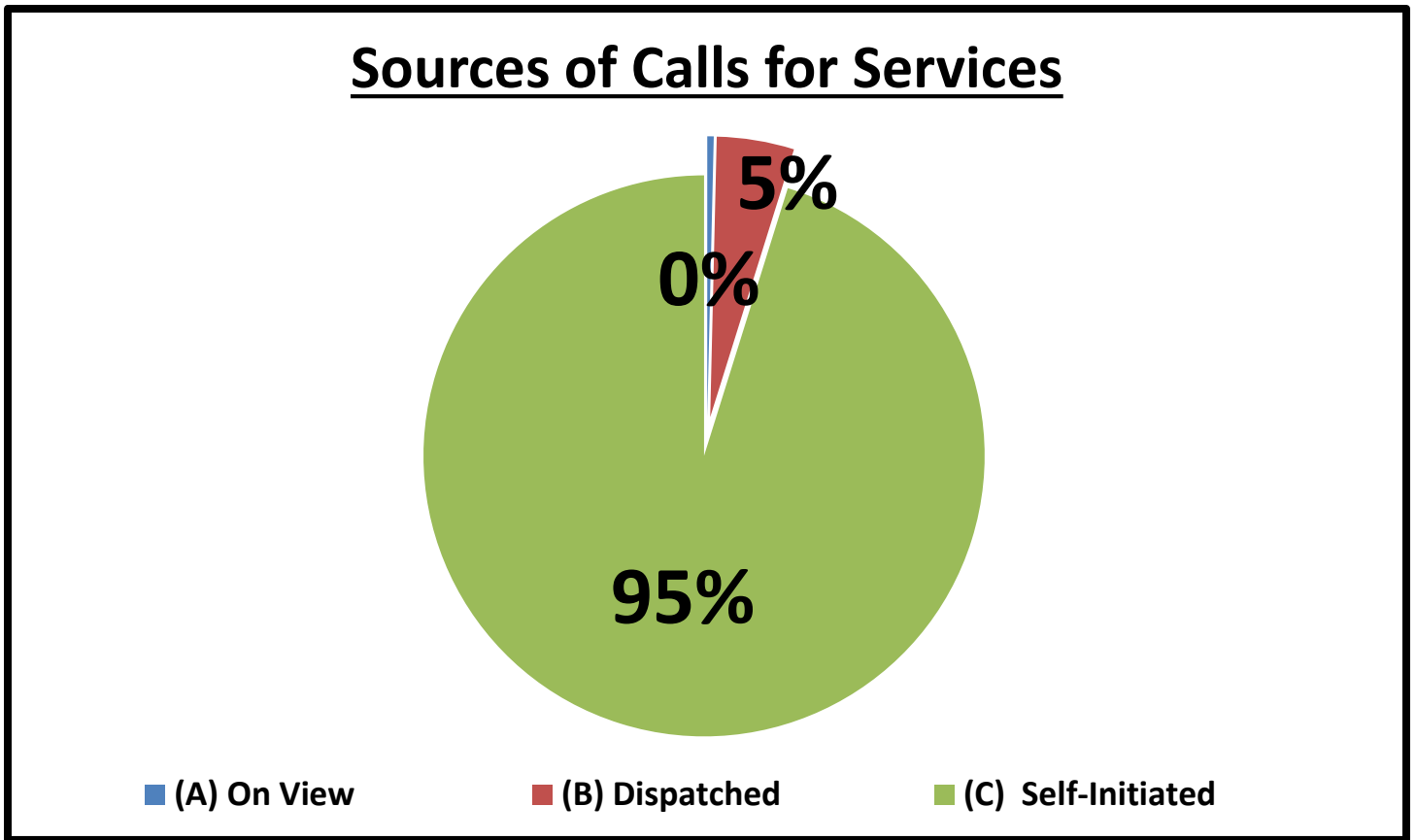
**S. Sources of Calls for Service Percentages:**



**T. Sources of Calls for Service Percentages:**

*	Sources of Calls for Service	7S18	7S28	7S29	TOT
(A)	On View	1%	0%	0%	0%
(B)	Dispatched	4%	7%	1%	4%
(C)	Self-Initiated	94%	93%	99%	95%
(D)	Totals	100%	100%	100%	100%

**U. Sources of Calls for Service Percentages:**



**V. Free Reserve Personnel Time Utilized in Contract Monthly Total: 000**

*	<i>Free Reserve Personnel Time</i>	7S18	7S28	7S29		TOT	AVER	%	7S15	7S18	7S29
(A)	<i>Totals</i>	0	0	0		0	0.0	#DIV/0!	0	0	0

## W. Monthly Productivity Analysis Report (M.P.A.R.) - Executive Summary:

*	<i>Units</i>	7S18	7S28	7S29		TOT	AVER
1	Patrol Activity	270	304	239		813	271.0
2	Security Checks	12	289	90		391	130.3
3	C.I.T. Interactions	0	0	0		0	0.0
4	Offense/Incident Reports	1	4	0		5	1.7
*	<i>Total Service Calls</i>	283	597	329		1209	403.0
1	Criminal Arrests	3	0	0		3	1.0
2	Citations Issued	12	5	0		17	5.7
3	Written & Verbal Warnings	4	3	2		9	3.0
*	<i>Enforcement Service Calls</i>	19	8	2		29	9.7
*	<i>Total Hours</i>	160	160	160		480	160.0
1	Sick Time Used	0	0	0		0	0.0
2	Vacation Time Used	0	0	24		24	8.0
3	Training Time Used	0	0	0		0	0.0
4	Compensatory Time Used	0	0	0		0	0.0
*	<i>Hours Actually Worked</i>	160	160	136		456	152.0
*	<i>Unit Productivity Ratio</i>	1.9	3.8	2.4		2.7	2.7

## X. Mileage Total:

**2883**

*	<i>Mileage</i>	7S18	7S28	7S29		TOT	AVER	%
(A)	<i>Totals</i>	959	868	1056		2883	961.0	357%

## Y. Patrol Alert Submission Report:

*	<i>Received</i>				<i>Subject</i>
39x	<i>Date</i>	<i>Time</i>	<i>Code</i>	<i>Location</i>	Extra patrol requested at the location to deter any criminal activity and loitering in the area.
A.	Oct 02	1300 hours	WBPA – ID656	10806 Shawnbrook	

*	<i>Received</i>				<i>Subject</i>
12x	<i>Date</i>	<i>Time</i>	<i>Code</i>	<i>Location</i>	Extra patrol requested at the location to deter any criminal activity and loitering in the area.
A.	Oct 03	0045 hours	WBPA – ID659	7611 Quail Meadow	

## Z. Incident Summaries:

01.	<b>OCTOBER 02, 2017</b>	<b>2100 HOURS</b>	<b>BURGLARY OF VEHICLE</b>		<b>DEPUTY J. PYLAND</b>	
	<b>EVENINGSHIFT:</b>	<b>10800 SHAWBROOK DR</b>	<b>WB</b>	<b>"M"</b>	<b>HC:</b>	<b>17-0156422</b>
<p>On October 02, 2017, a <b>Monday</b>, at approximately 21:00 hours while on patrol in the "West Bellfort" contract, I Deputy J. Pyland unit 87S28 with the Harris County Constable Department of Precinct 7 was performing routine patrol and law enforcement services when I was dispatched to a Burglary of a Motor Vehicle located at 10800 block of Shawnbrook Drive. Upon my arrival, I spoke with the owner of the vehicle who advised that their vehicle was broken into earlier in the morning hours by an unknown suspect(s). No items were taken from the vehicle, and the owner presented surveillance footage that showed an unrecognizable male commit that act. A report was generated. The patrol activity type is "PAT=CC".</p>						
02.	<b>OCTOBER 15, 2017</b>	<b>1700 HOURS</b>	<b>CRIMINAL MISCHIEF</b>		<b>DEPUTY J. PYLAND</b>	
	<b>EVENINGSHIFT:</b>	<b>7700 CREEKBEND DR</b>	<b>WB</b>	<b>"M"</b>	<b>HC:</b>	<b>17-0163568</b>
<p>On October 15, 2017, a <b>Sunday</b>, at approximately 17:19 hours while on patrol in the "West Bellfort" contract, I Deputy J. Pyland unit 87S28 with the Harris County Constable Department of Precinct 7 was performing routine patrol and law enforcement services when I was flagged down by the Complainant who had an act of Criminal Mischief occur to his vehicle by an unknown suspect(s). The vehicle had driver-side windshield damage caused by an unknown object around later afternoon hours. The Complainant did not want to further the investigation. A report was generated. The patrol activity type is "PAT=S".</p>						
03.	<b>OCTOBER 15, 2017</b>	<b>1900 HOURS</b>	<b>INFORMATION CALL</b>		<b>DEPUTY J. PYLAND</b>	
	<b>EVENINGSHIFT:</b>	<b>7800 WEST BELLFORT</b>	<b>WB</b>	<b>"N/A"</b>	<b>HC:</b>	<b>17-0163653</b>
<p>On October 15, 2017, a <b>Sunday</b>, at approximately 19:27 hours while on patrol in the "West Bellfort" contract, I Deputy J. Pyland unit 87S28 with the Harris County Constable Department of Precinct 7 was performing routine patrol and law enforcement services when I was flagged down by the Complainant in regard to their vehicle and neighbor's vehicle being hit while they weren't home. I investigated the apartment complex and found the suspect's vehicle that Failed To Stop and Give Information parked 30 yards from the damaged vehicles. I spoke with the suspect's father who denied any wrongdoing, but eventually the suspect admitted to the act of FSGL. All parties successfully exchanged proper information without any altercations. A report was generated. An accident report was generated. The patrol activity type is "PAT=Y".</p>						
04.	<b>OCTOBER 26, 2017</b>	<b>0800 HOURS</b>	<b>WARRANT ARREST</b>		<b>DEPUTY W. NOWLIN III</b>	
	<b>DAYSHIFT:</b>	<b>11000 BRAESRIDGE</b>	<b>WB</b>	<b>"M"</b>	<b>HC:</b>	<b>17-0169811</b>
<p>On October 26, 2017, a <b>Thursday</b>, at approximately 08:42 hours while on patrol in the "West Bellfort" contract, I Deputy W. Nowlin riding unit 87S18 with the Harris County Constable Department of Precinct 7 when I stopped a vehicle for disregarding a stop sign at Portal and Braesridge. Suspect was checked and showed to have two open warrants. Suspect was subsequently arrested and transported to Harris County Jail. A CAD report was generated for this incident. The patrol activity type is "PAT=E".</p>						
05.	<b>OCTOBER 28, 2017</b>	<b>1600 HOURS</b>	<b>BURGLARY OF VEHICLE</b>		<b>DEPUTY J. PYLAND</b>	
	<b>EVENINGSHIFT:</b>	<b>7600 TEAL RUN DRIVE</b>	<b>WB</b>	<b>"M"</b>	<b>HC:</b>	<b>17-0171210</b>
<p>On October 28, 2017, a <b>Saturday</b>, at approximately 1618 hours while on patrol in the "West Bellfort" contract, I Deputy J. Pyland unit 87S28 with the Harris County Constable Department of Precinct 7 was performing routine patrol and law enforcement services when I was dispatched to a Burglary of a Motor Vehicle that occurred at 7600 block of Teal Run Dr. Upon my arrival, I spoke with the complainant who advised that his vehicle's driver-side door was broken, and alarm was activated early morning hours by an unknown suspect(s). No items were taken from the vehicle. Multiple Latent Prints were lifted. A report was generated. The patrol activity type is "PAT="CC".</p>						

## **AA. Hotspot Report:**

*See Appendix A1 for Hotspot Report:*

*Please note: 87s18 = Deputy W. Nowlin, 87s28 = Deputy J. Pyland and 87s29 = Deputy N. Anton.*

***Sergeant Jon Meek***

Sergeant Jon Meek  
Neighborhood Patrol Division, First Line Supervisor  
Harris County Constable's Office of Precinct 713-643-6602