



MAY WALKER, CONSTABLE
PRECINCT SEVEN
HARRIS COUNTY, TEXAS

MAIN OFFICE
5300 Griggs Road
Houston, Texas 77021
PHONE (713) 643-6602
FAX (713) 643-3401

Date: December 5, 2017

From: Sergeant Jon Meek
Neighborhood Patrol Division, First Line Supervisor
Harris County Constable's Office of Precinct "7"

To: Property Owners Association
Board of Directors & Management Company

Subject: November Monthly Productivity Analysis Report
Enclosure: **MPAR – November 2017**
Distribution: Executive Command Staff & Board of Directors & Management Company

The purpose of this "**Monthly Productivity Analysis Report**" (M.P.A.R.) is to provide the executive command staff with the appropriate data to analyze the productivity of assigned personnel and their shifts' activities to allow for the validation of individual and divisional performance evaluations. With regard to the specific contents of the report, there are 18 distinctive component parts of this report. These components are enumerated below:

- | | |
|--|---|
| 01. Patrol Activity Details | 10. Traffic Enforcement Report |
| 02. Patrol Activity Analytical Summary | 11. Trends & Percentages of Traffic |
| 03. Patrol Activity Percentages & Trends | 12. Citation & Warning Issuance Review |
| 04. Security Checks Report | 13. Call for Service Report (<i>C.F.S.</i>) |
| 05. Security Checks Percentages & Trends | 14. Trends & Percentages for <i>C.F.S.</i> |
| 06. Crisis Intervention Disposition Report | 15. Overtime Report (service at no Cost) |
| 07. Offense/Incident Generation Report | 16. Reserve Deputy Use (at no Cost) |
| 08. Criminal Arrest Types Report | 17. Incident Summarization |
| 09. Warrant Execution Report | 18. Hotspot Report Data Review |

A cursory analysis of the statistical data from this report should be demonstrative of the quality of performance of this agency in realizing the contractual obligations and the overall achievement of the goals and objectives of this Agency and the Contract Division.

3144 total miles were driven and the shift responded to **1462** total service calls and conducted **0000** crash investigations. The shift issued **032** traffic citations, made **00** arrests and handled **0057** enforcement service related calls. The average productivity ratio for this month for this shift is **3.3**.

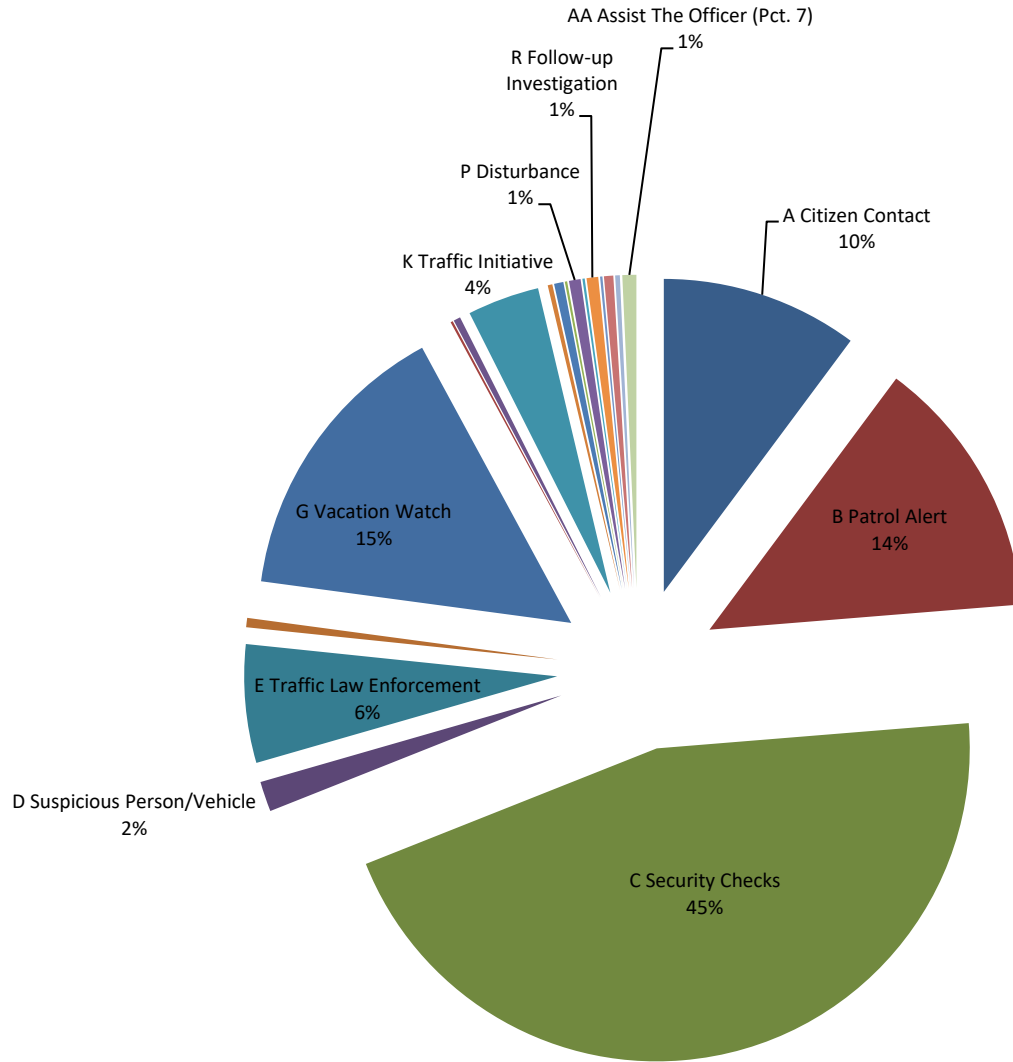
A. Patrol Activity Monthly Total:

0835

*	Patrol Activity Types	7S18	7S28	7S29	TOT	AVER	%
A	Citizen Contact	32	3	50	85	28.3	10%
B	Patrol Alert	31	46	36	113	37.7	14%
C	Security Checks	107	161	110	378	126.0	45%
D	Suspicious Person/Vehicle	6	5	2	13	4.3	2%
E	Traffic Law Enforcement	37	5	9	51	17.0	6%
F	Offense/Incident Reports	0	4	0	4	1.3	0%
G	Vacation Watch	42	34	49	125	41.7	15%
H	Open Door / Window	0	1	0	1	0.3	0%
I	Assist Contract Citizen	0	0	0	0	0.0	0%
J	Welfare Check / Med.	0	0	3	3	1.0	0%
K	Traffic Initiative	0	15	16	31	10.3	4%
L	Traffic Hazard	0	2	0	2	0.7	0%
M	Animal Humane	0	3	1	4	1.3	0%
N	Alarms	0	0	0	0	0.0	0%
O	Mental Cases (171)	1	0	0	1	0.3	0%
P	Disturbance	0	4	1	5	1.7	1%
Q	Criminal Investigation	0	1	0	1	0.3	0%
R	Follow-up Investigation	0	5	0	5	1.7	1%
S	Criminal Mischief	0	1	0	1	0.3	0%
T	Burglary Residence/Vehicle	1	3	0	4	1.3	0%
U	Theft / Theft of Business	0	0	0	0	0.0	0%
V	Citizen Assaulted	0	0	0	0	0.0	0%
W	Robbery of an Individual	0	0	0	0	0.0	0%
X	Trespass Warning	0	0	0	0	0.0	0%
Y	Major/Minor Crash	1	1	0	2	0.7	0%
Z	Child Custody Disputes	0	0	0	0	0.0	0%
AA	Assist The Officer (Pct. 7)	4	0	2	6	2.0	1%
BB	Runaway Missing Persons	0	0	0	0	0.0	0%
CC	Assisted LEA	0	0	0	0	0.0	0%
DD	Solicitors	0	0	0	0	0.0	0%
EE	Meeting/Event/Ct.	0	0	0	0	0.0	0%
*	MONTH TOTALS	262	294	279	835	278.3	100%

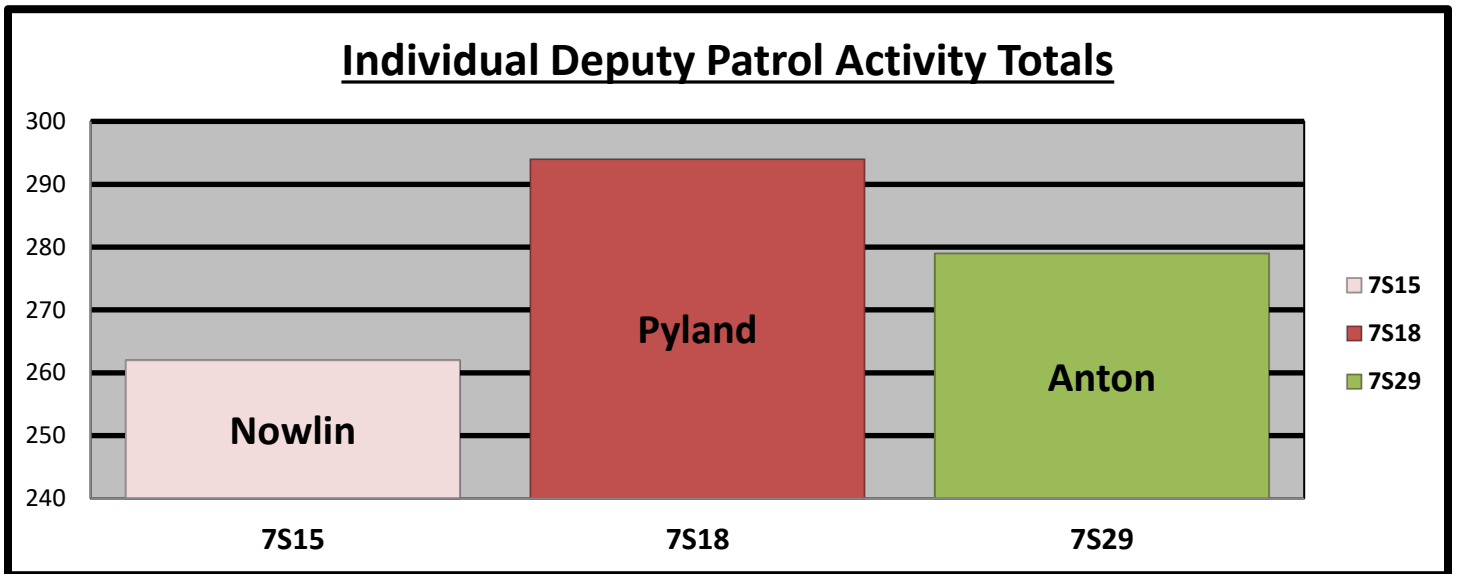
A1. Patrol Activity Percentage:

Percentage of Patrol Activity



- | | | | |
|-------------------------------|------------------------------|----------------------------------|--------------------------------|
| ■ A Citizen Contact | ■ B Patrol Alert | ■ C Security Checks | ■ D Suspicious Person/Vehicle |
| ■ E Traffic Law Enforcement | ■ F Offense/Incident Reports | ■ G Vacation Watch | ■ H Open Door / Window |
| ■ I Assist Contract Citizen | ■ J Welfare Check / Med. | ■ K Traffic Initiative | ■ L Traffic Hazard |
| ■ M Animal Humane | ■ N Alarms | ■ O Mental Cases (171) | ■ P Disturbance |
| ■ Q Criminal Investigation | ■ R Follow-up Investigation | ■ S Criminal Mischief | ■ T Burglary Residence/Vehicle |
| ■ U Theft / Theft of Business | ■ V Citizen Assaulted | ■ W Robbery of an Individual | ■ X Trespass Warning |
| ■ Y Major/Minor Crash | ■ Z Child Custody Disputes | ■ AA Assist The Officer (Pct. 7) | ■ BB Runaway Missing Persons |
| ■ CC Assisted LEA | ■ DD Solicitors | ■ EE Meeting/Event/Ct. | |

B. Patrol Activity by West Belfort Personnel:

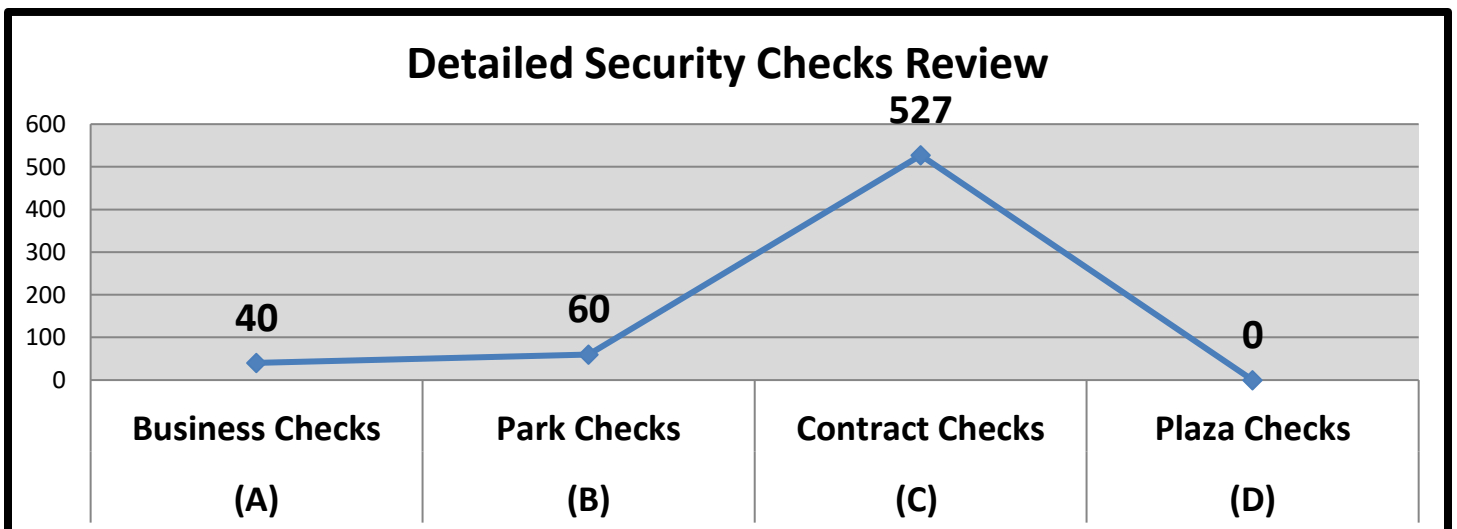


C. Security Checks Monthly Total:

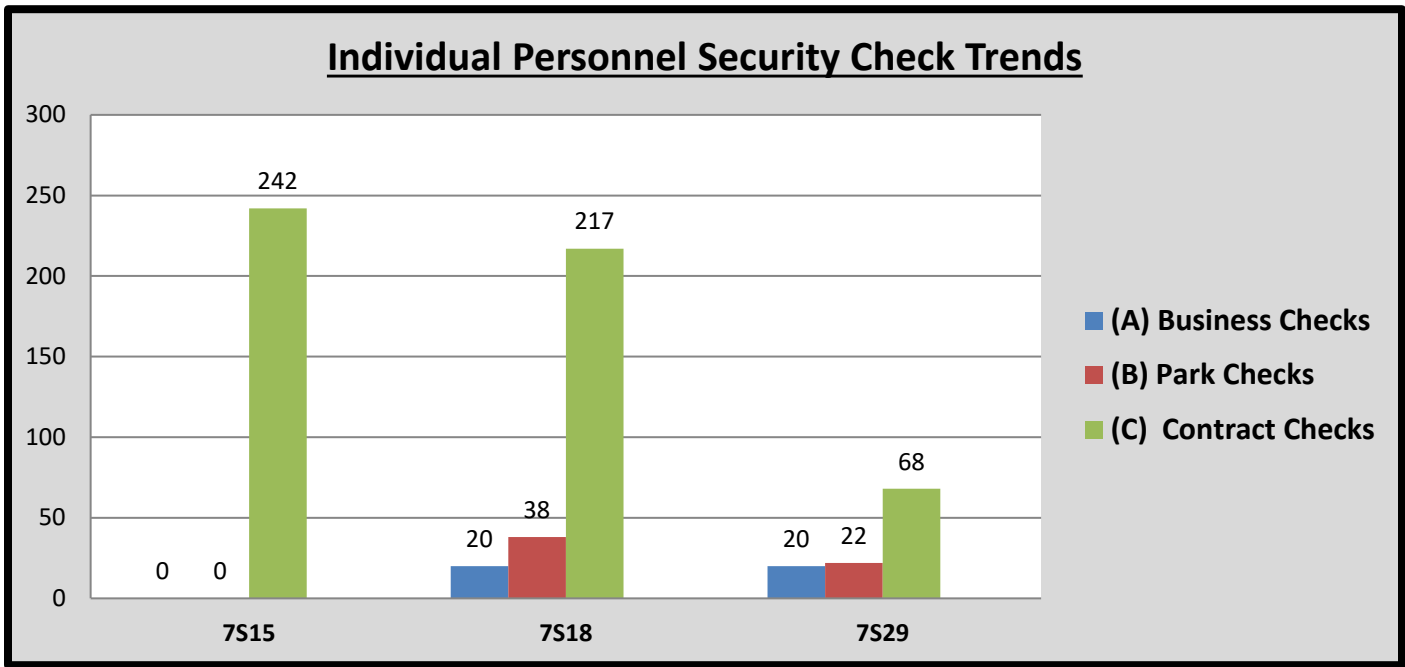
0627

*	Security Checks	7S18	7S28	7S29	TOT	AVER	%
(A)	Business Checks	0	20	20	40	13.3	6%
(B)	Park Checks	0	38	22	60	20.0	10%
(C)	Contract Checks	242	217	68	527	175.7	84%
(D)	Plaza Checks	0	0	0	0	0.0	0%
(E)	<i>Totals</i>	242	275	110	627	209.0	100%

D. Detailed Security Checks Monthly:



E. Individual Personnel Security Check Trends:



F. CIT/MHO Dispositions Monthly Total:

000

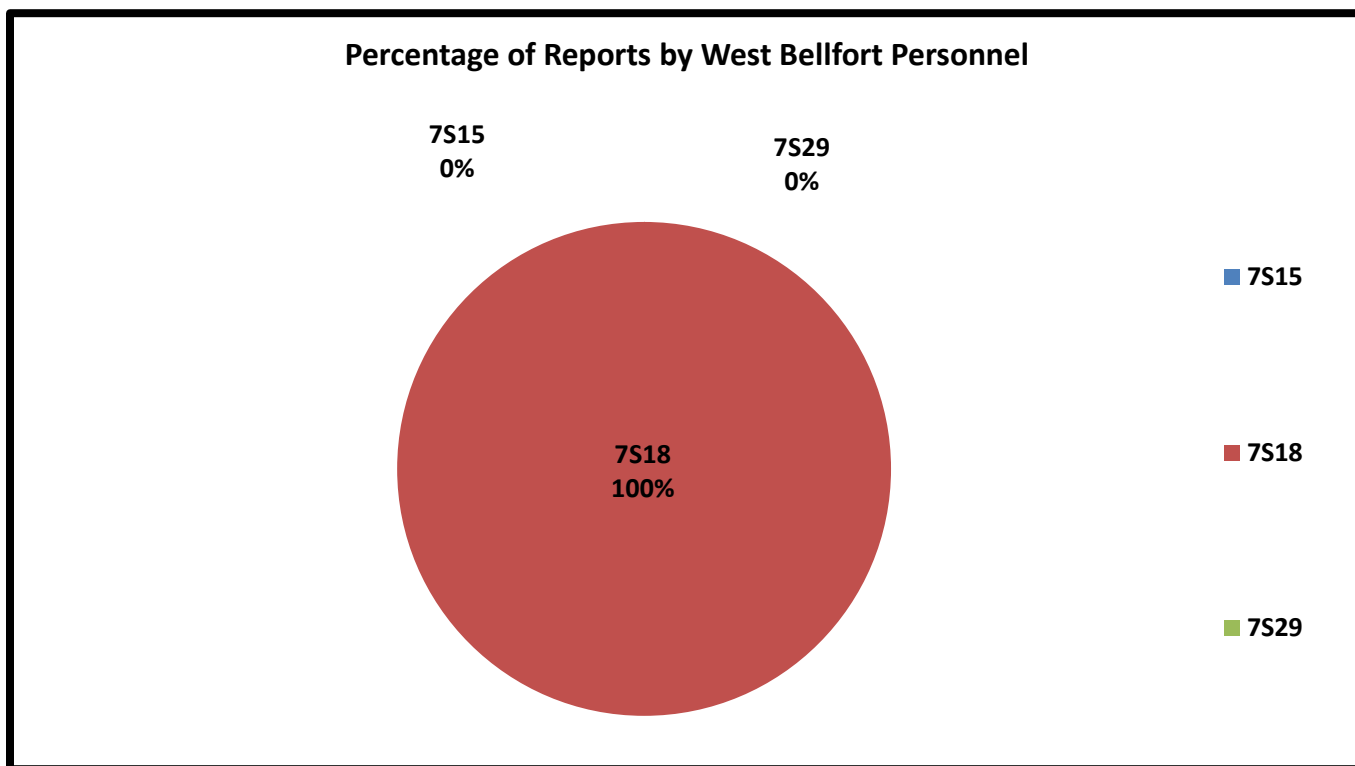
*	<i>C.I.T. Dispositions</i>	7S18	7S28	7S29	TOT	AVER	%
(A)	CIT/MHO Outside Referral	0	0	0	0	0.0	#DIV/0!
(B)	CIT/MHO Transport	0	0	0	0	0.0	#DIV/0!
(C)	CIT/MHO CIT Contact	0	0	0	0	0.0	#DIV/0!
(D)	CIT/MHO Arrest	0	0	0	0	0.0	#DIV/0!
(E)	<i>Totals</i>	0	0	0	0	0.0	#DIV/0!

G. Offense/Incident Reports Monthly Total:

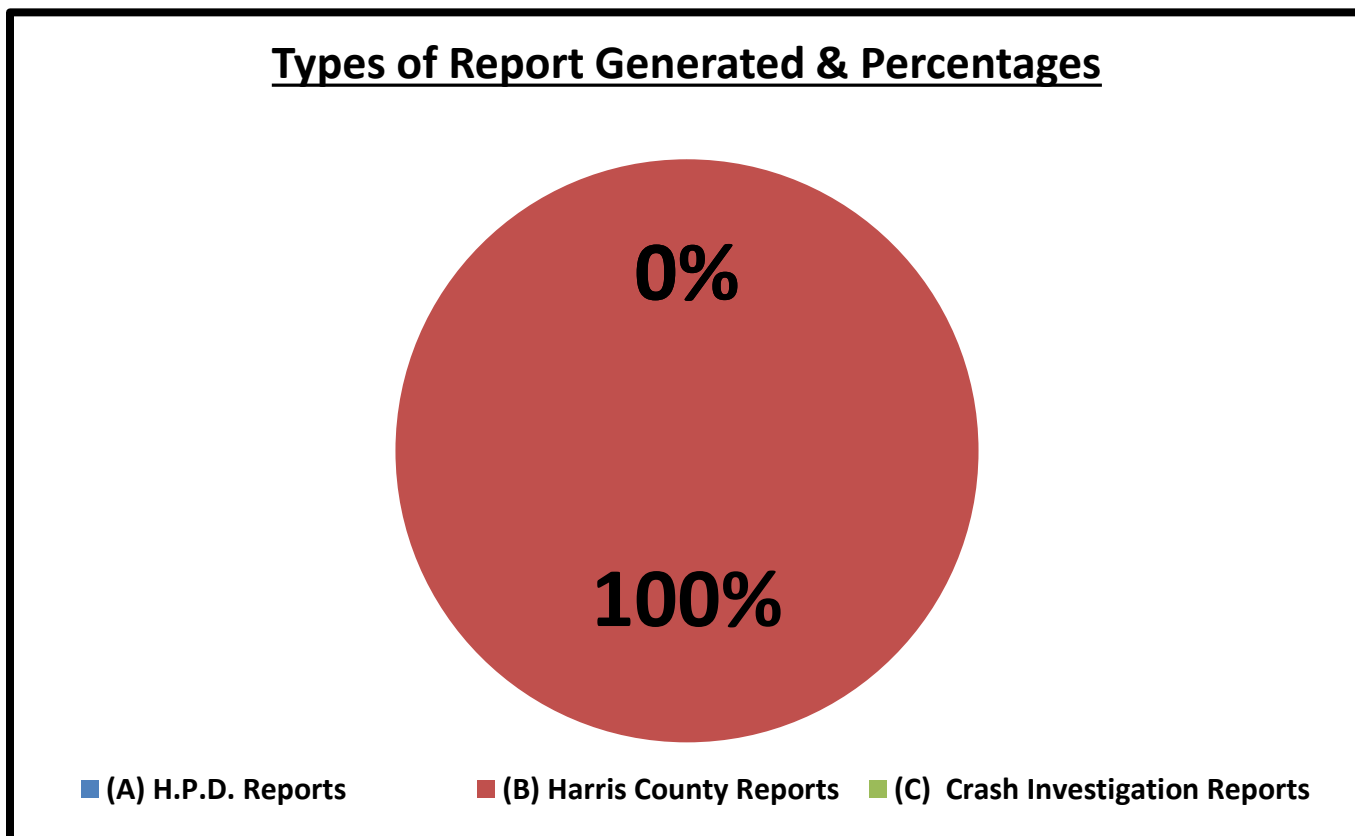
004

*	<i>Offense/Incident Reports</i>	7S18	7S28	7S29	TOT	AVER	%
(A)	H.P.D. Reports	0	0	0	0	0.0	0%
(B)	Harris County Reports	0	4	0	4	1.3	100%
(C)	Crash Investigation Reports	0	0	0	0	0.0	0%
(D)	<i>Totals</i>	0	4	0	4	1.3	100%

H. Report Generation Percentages:



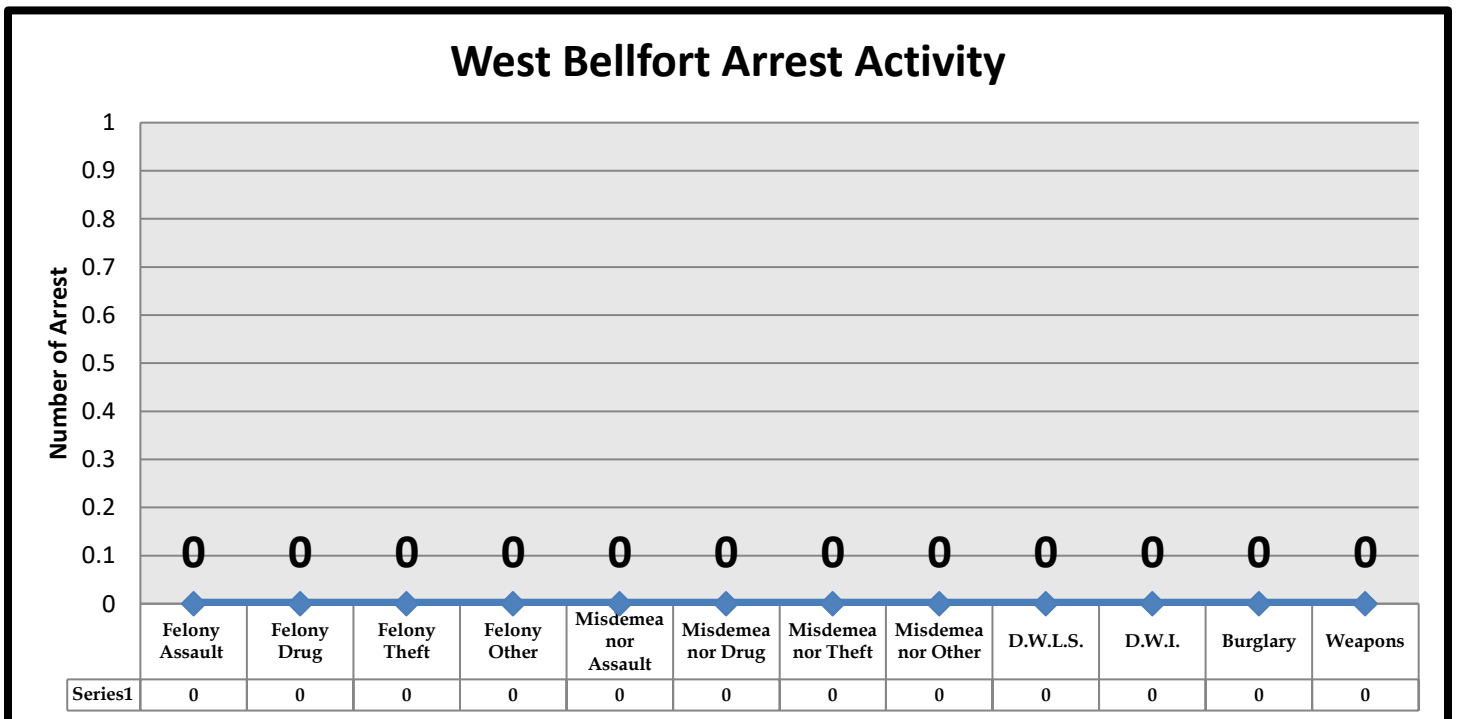
I. Percentages:



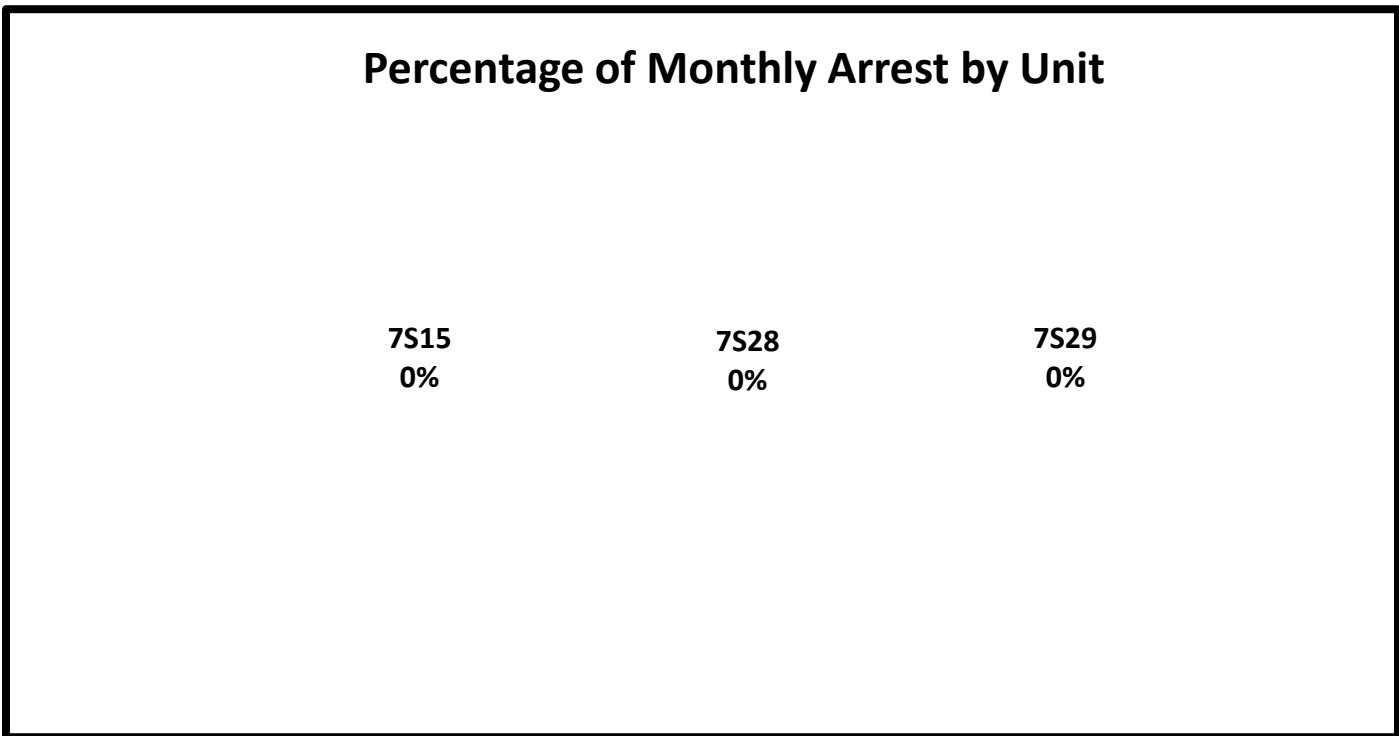
J. Types of Criminal Arrests Monthly Total:

*	Types of Criminal Arrests	7S18	7S28	7S29	TOT	AVER	%
A	Felony Assault	0	0	0	0	0.0	#DIV/0!
B	Felony Drug	0	0	0	0	0.0	#DIV/0!
C	Felony Theft	0	0	0	0	0.0	#DIV/0!
D	Felony Other	0	0	0	0	0.0	#DIV/0!
E	Misdemeanor Assault	0	0	0	0	0.0	#DIV/0!
F	Misdemeanor Drug	0	0	0	0	0.0	#DIV/0!
G	Misdemeanor Theft	0	0	0	0	0.0	#DIV/0!
H	Misdemeanor Other	0	0	0	0	0.0	#DIV/0!
I	D.W.L.S.	0	0	0	0	0.0	#DIV/0!
J	D.W.I.	0	0	0	0	0.0	#DIV/0!
K	Burglary	0	0	0	0	0.0	#DIV/0!
L	Weapons	0	0	0	0	0.0	#DIV/0!
M	<i>Totals</i>	0	0	0	0	0.0	#DIV/0!


K. Types of Criminal Arrests Monthly Total:



L. Types of Criminal Arrests Monthly Total:



M. Types of Criminal Arrests Monthly Total:



N. Executed Warrant Monthly Total:

000

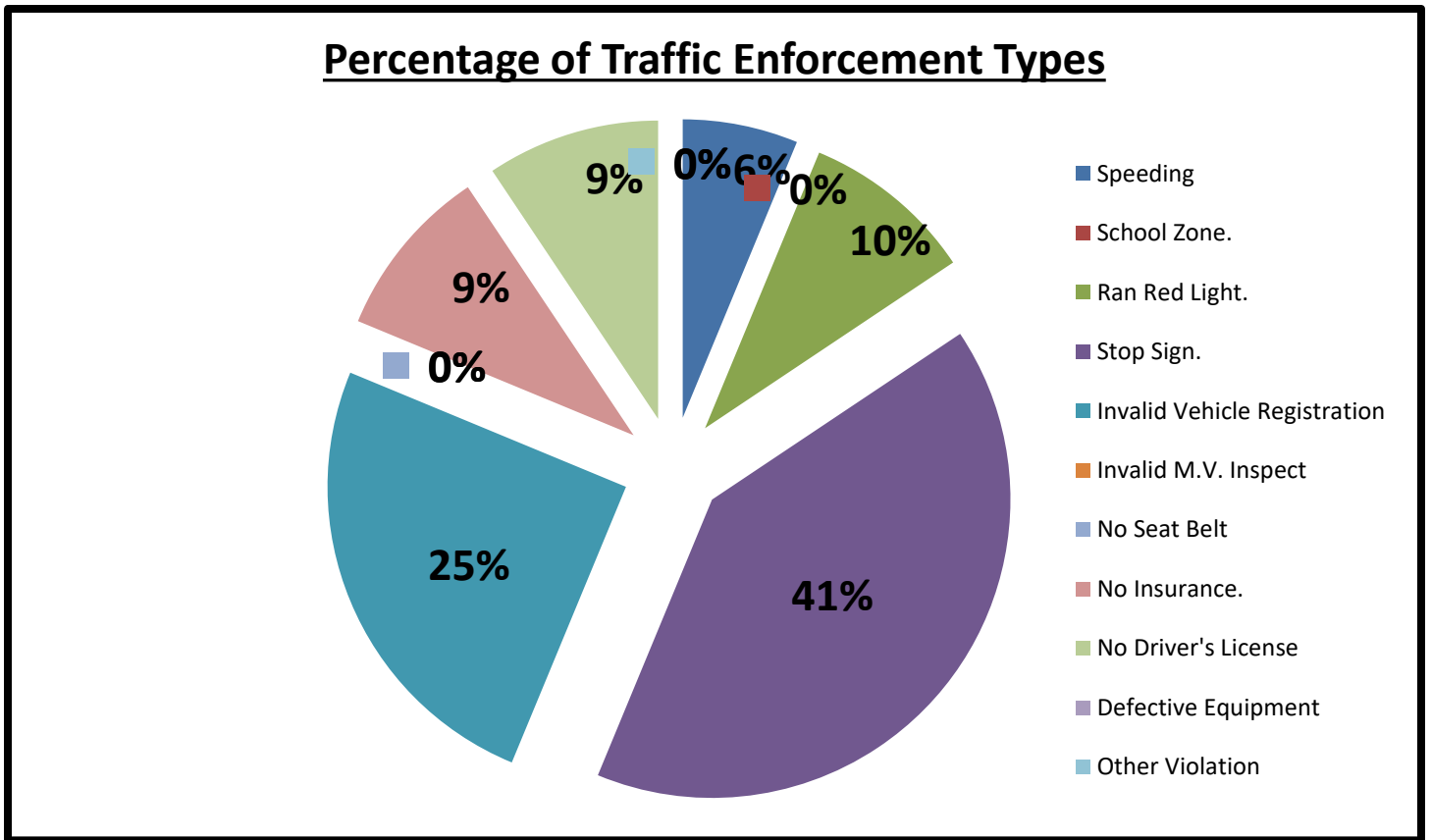
*	<i>Executed Warrants</i>	7S18	7S28	7S29	TOT	AVER	%
(A)	Felony Warrants	0	0	0	0	0.0	#DIV/0!
(B)	Misdemeanor Warrants	0	0	0	0	0.0	#DIV/0!
(C)	<i>Totals</i>	0	0	0	0	0.0	#DIV/0!

O. Traffic Law Enforcement Total:

057

*	<i>Traffic Enforcement</i>	7S18	7S28	7S29	TOT	AVER	%
A	Speeding	2	0	0	2	0.7	6%
B	School Zone.	0	0	0	0	0.0	0%
C	Ran Red Light.	3	0	0	3	1.0	9%
D	Stop Sign.	12	1	0	13	4.3	41%
E	Invalid Vehicle Registration	8	0	0	8	2.7	25%
F	Invalid M.V. Inspect	0	0	0	0	0.0	0%
G	No Seat Belt	0	0	0	0	0.0	0%
H	No Insurance.	3	0	0	3	1.0	9%
I	No Driver's License	3	0	0	3	1.0	9%
J	Defective Equipment	0	0	0	0	0.0	0%
K	Other Violation	0	0	0	0	0.0	0%
L	Written Warnings	0	0	0	0	0.0	0%
M	Verbal Warning	14	2	9	25	8.3	100%
N	Citation	31	1	0	32	10.7	56%
O	Total Violations	45	3	9	57	19.0	100%

P. Traffic Law Enforcement Total:



Q. Citations vs. Warnings Monthly Total:

0057

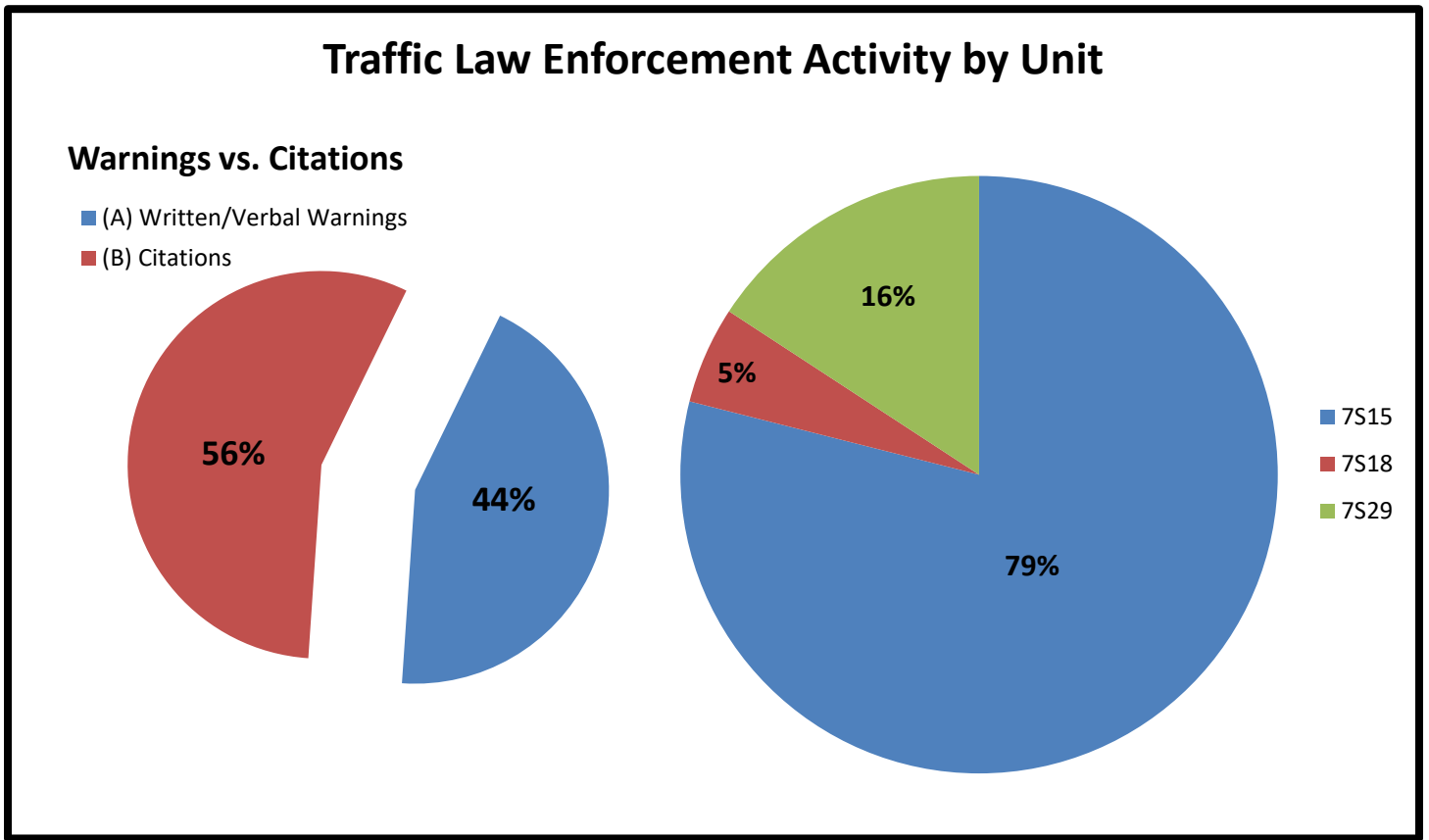
*	Warnings vs. Citations	7S18	7S28	7S29	TOT	AVER	%
(A)	Written/Verbal Warnings	14	2	9	25	8.3	44%
(B)	Citations	31	1	0	32	10.7	56%
(C)	<i>Totals</i>	45	3	9	57	19.0	100%

R. Sources of Calls for Service Monthly Total:

0810

*	Sources of Calls for Service	7S18	7S28	7S29	TOT	AVER	%
(A)	On View	1	0	0	1	0.3	0%
(B)	Dispatched	5	17	5	27	9.0	3%
(C)	Self-Initiated	235	273	274	782	260.7	97%
(D)	<i>Totals</i>	241	290	279	810	270.0	100%

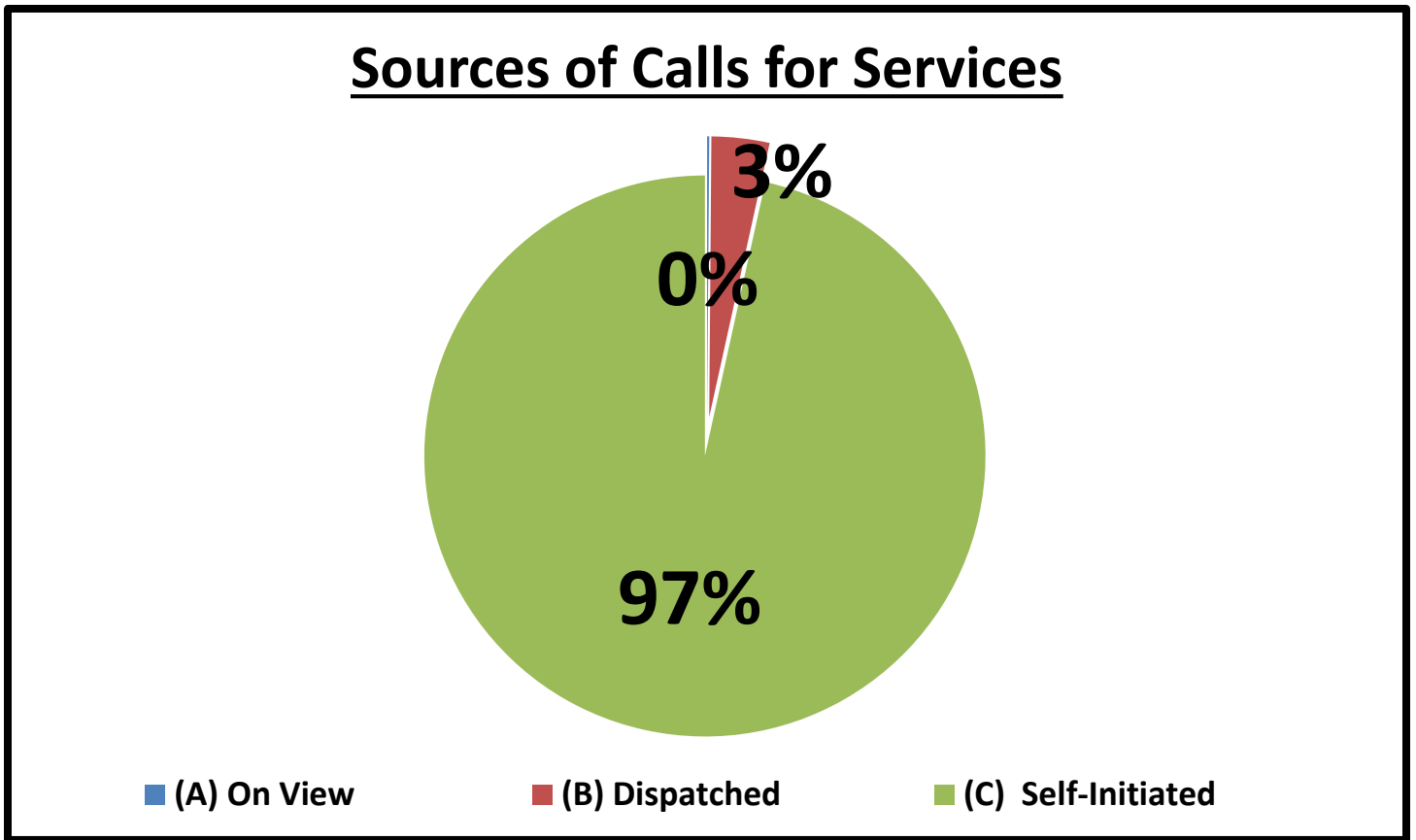
S. Sources of Calls for Service Percentages:



T. Sources of Calls for Service Percentages:

*	<i>Sources of Calls for Service</i>	7S18	7S28	7S29	TOT
(A)	On View	0%	0%	0%	0%
(B)	Dispatched	2%	6%	2%	3%
(C)	Self-Initiated	98%	94%	98%	97%
(D)	<i>Totals</i>	100%	100%	100%	100%

U. Sources of Calls for Service Percentages:



V. Free Reserve Personnel Time Utilized in Contract Monthly Total: 000

*	Free Reserve Personnel Time	7S18	7S28	7S29		TOT	AVER	%	7S15	7S18	7S29
(A)	Totals	0	0	0		0	0.0	#DIV/0!	0	0	0

W. Monthly Productivity Analysis Report (M.P.A.R.) - Executive Summary:

*	<i>Units</i>	7S18	7S28	7S29		TOT	AVER
1	Patrol Activity	262	290	279		831	277.0
2	Security Checks	242	275	110		627	209.0
3	C.I.T. Interactions	0	0	0		0	0.0
4	Offense/Incident Reports	0	4	0		4	1.3
*	<i>Total Service Calls</i>	504	569	389		1462	487.3
1	Criminal Arrests	0	0	0		0	0.0
2	Citations Issued	31	1	0		32	10.7
3	Written & Verbal Warnings	14	2	9		25	8.3
*	<i>Enforcement Service Calls</i>	45	3	9		57	19.0
*	<i>Total Hours</i>	160	160	160		480	160.0
1	Sick Time Used	16	0	0		16	5.3
2	Vacation Time Used	0	0	0		0	0.0
3	Training Time Used	0	0	0		0	0.0
4	Compensatory Time Used	0	0	0		0	0.0
*	<i>Hours Actually Worked</i>	144	160	160		464	154.7
*	<i>Unit Productivity Ratio</i>	3.8	3.6	2.5		3.3	3.3

X. Mileage Total:

3144

*	<i>Mileage</i>	7S18	7S28	7S29		TOT	AVER	%
(A)	<i>Totals</i>	927	850	1367		3144	1048.0	378%

Y. Patrol Alert Submission Report:

*	<i>Received</i>				<i>Subject</i>
27x	<i>Date</i>	<i>Time</i>	<i>Code</i>	<i>Location</i>	
A.	Nov 14	0655 hours	WBPA – ID719/ID720	7803 Rollingbrook Drive	Extra patrol requested at the location to deter any criminal activity and loitering in the area.

*	<i>Received</i>				<i>Subject</i>
06x	<i>Date</i>	<i>Time</i>	<i>Code</i>	<i>Location</i>	
A.	Nov 19	0420 hours	WBPA – ID730	11801 Gladewood Ln	Extra patrol requested at the location to deter any criminal activity and loitering in the area.

Z. Incident Summaries:

01.	NOVEMBER 11, 2017	1800 HOURS	BURGLARY OF A VEHICLE	DEPUTY J. PYLAND		
	EVENINGSHIFT:	7700 MOONDANCE LN	WB	“M”	HC:	17-0181069
<p>On November 11, 2017, a Saturday, at approximately 18:00 hours while on patrol in the “West Bellfort” contract, I Deputy J. Pyland unit 87S28 with the Harris County Constable Department of Precinct 7 was performing routine patrol and law enforcement services when I was flagged down by a citizen to a Burglary of a Motor Vehicle located at 7700 block of Moondance Lane. Upon my arrival, I spoke with the owner of the vehicle who advised that their vehicle that was left unlocked was broken into from 18:00 hours on November 10th to 06:00 hours on November 11th by an unknown suspect(s). No items were taken from the vehicle. I was able to lift multiple latent prints from the vehicle. A report was generated. The patrol activity type is “PAT=CC”.</p>						

02.	NOVEMBER 11, 2017	2100 HOURS	BURGLARY OF A VEHICLE	DEPUTY J. PYLAND		
	EVENINGSHIFT:	11700 WOODKNOLL LN	WB	“M”	HC:	17-0181146
<p>On November 11, 2017, a Saturday, at approximately 21:00 hours while on patrol in the “West Bellfort” contract, I Deputy J. Pyland unit 87S28 with the Harris County Constable Department of Precinct 7 was performing routine patrol and law enforcement services when I was dispatched to a Burglary of a Motor Vehicle located at 11700 Woodknoll Lane. Upon my arrival, I spoke with the owner of the vehicle who advised that their vehicle that was left unlocked was broken into around from 20:50 to 21:00 hours on November 11th by an unknown suspect(s) driving an older model Volvo SUV/Hatchback. The home’s garage-door opener and a flashlight were taken from the vehicle. I was able to lift multiple latent prints from the vehicle. A report was generated. The patrol activity type is “PAT=CC”.</p>						

03.	NOVEMBER 17, 2017	1700 HOURS	CRIMINAL MISCHIEF	DEPUTY J. PYLAND		
	EVENINGSHIFT:	7700 CREEKBEND	WB	“M”	HC:	17-0182810
<p>On November 17, 2017, a Friday, at approximately 17:38 hours while on patrol in the “West Bellfort” contract, I Deputy J. Pyland unit 87S28 with the Harris County Constable Department of Precinct 7 was performing routine patrol and law enforcement services when I was flagged down by the Complainant who had an act of Criminal Mischief occur to his vehicle by an unknown suspect(s). The vehicle had a small crack on the driver-side window caused by an unknown object around 10:30 to 17:00 hours. The Complainant did not want to further the investigation. A report was generated. The patrol activity type is “PAT=S”.</p>						

04.	NOVEMBER 27, 2017	1600 HOURS	BURGLARY OF A VEHICLE	DEPUTY J. PYLAND		
	EVENINGSHIFT:	7800 VICKIJOHN DR.	WB	“M”	HC:	17-0188028
<p>On November 27, 2017, a Monday, at approximately 16:53 hours while on patrol in the “West Bellfort” contract, I Deputy J. Pyland unit 87S28 with the Harris County Constable Department of Precinct 7 was performing routine patrol and law enforcement services when I was dispatched to a Burglary of a Motor Vehicle located at 7800 block Vickijohn Drive. Upon my arrival, I spoke with the owner of the vehicle who advised that their vehicle that was left unlocked was broken into around from 18:00 hours on November 25th to 16:30 hours on November 27th by an unknown suspect(s). The owner’s prescribed Vyvanse pill Medication were taken from the vehicle. I was able to lift multiple latent prints from the vehicle. A report was generated. The patrol activity type is “PAT=CC”.</p>						

AA. Hotspot Report:

See Appendix A1 for Hotspot Report:

Please note: 87s18 = Deputy W. Nowlin, 87s28 = Deputy J. Pyland and 87s29 = Deputy N. Anton.

Sergeant Jon Meek

Sergeant Jon Meek
Neighborhood Patrol Division, First Line Supervisor
Harris County Constable's Office of Precinct 713-643-6602