



MAY WALKER, CONSTABLE
PRECINCT SEVEN
HARRIS COUNTY, TEXAS

MAIN OFFICE
5300 Griggs Road
Houston, Texas 77021
PHONE (713) 643-6602
FAX (713) 643-3401

Date: June 12, 2018

From: Sergeant Jon Meek
Neighborhood Patrol Division, First Line Supervisor
Harris County Constable's Office of Precinct "7"

To: Property Owners Association
Board of Directors & Management Company

Subject: May Monthly Productivity Analysis Report
Enclosure: **MPAR – May 2018**
Distribution: Executive Command Staff & Board of Directors & Management Company

The purpose of this "**Monthly Productivity Analysis Report**" (M.P.A.R.) is to provide the executive command staff with the appropriate data to analyze the productivity of assigned personnel and their shifts' activities to allow for the validation of individual and divisional performance evaluations. With regard to the specific contents of the report, there are 18 distinctive component parts of this report. These components are enumerated below:

- | | |
|--|---|
| 01. Patrol Activity Details | 10. Traffic Enforcement Report |
| 02. Patrol Activity Analytical Summary | 11. Trends & Percentages of Traffic |
| 03. Patrol Activity Percentages & Trends | 12. Citation & Warning Issuance Review |
| 04. Security Checks Report | 13. Call for Service Report (<i>C.F.S.</i>) |
| 05. Security Checks Percentages & Trends | 14. Trends & Percentages for <i>C.F.S.</i> |
| 06. Crisis Intervention Disposition Report | 15. Overtime Report (service at no Cost) |
| 07. Offense/Incident Generation Report | 16. Reserve Deputy Use (at no Cost) |
| 08. Criminal Arrest Types Report | 17. Incident Summarization |
| 09. Warrant Execution Report | 18. Hotspot Report Data Review |

A cursory analysis of the statistical data from this report should be demonstrative of the quality of performance of this agency in realizing the contractual obligations and the overall achievement of the goals and objectives of this Agency and the Contract Division.

1743 total miles were driven and the shift responded to **1050** total service calls and conducted **001** crash investigations. The shift issued **018** traffic citations, made **01** arrest and handled **036** enforcement service related calls.

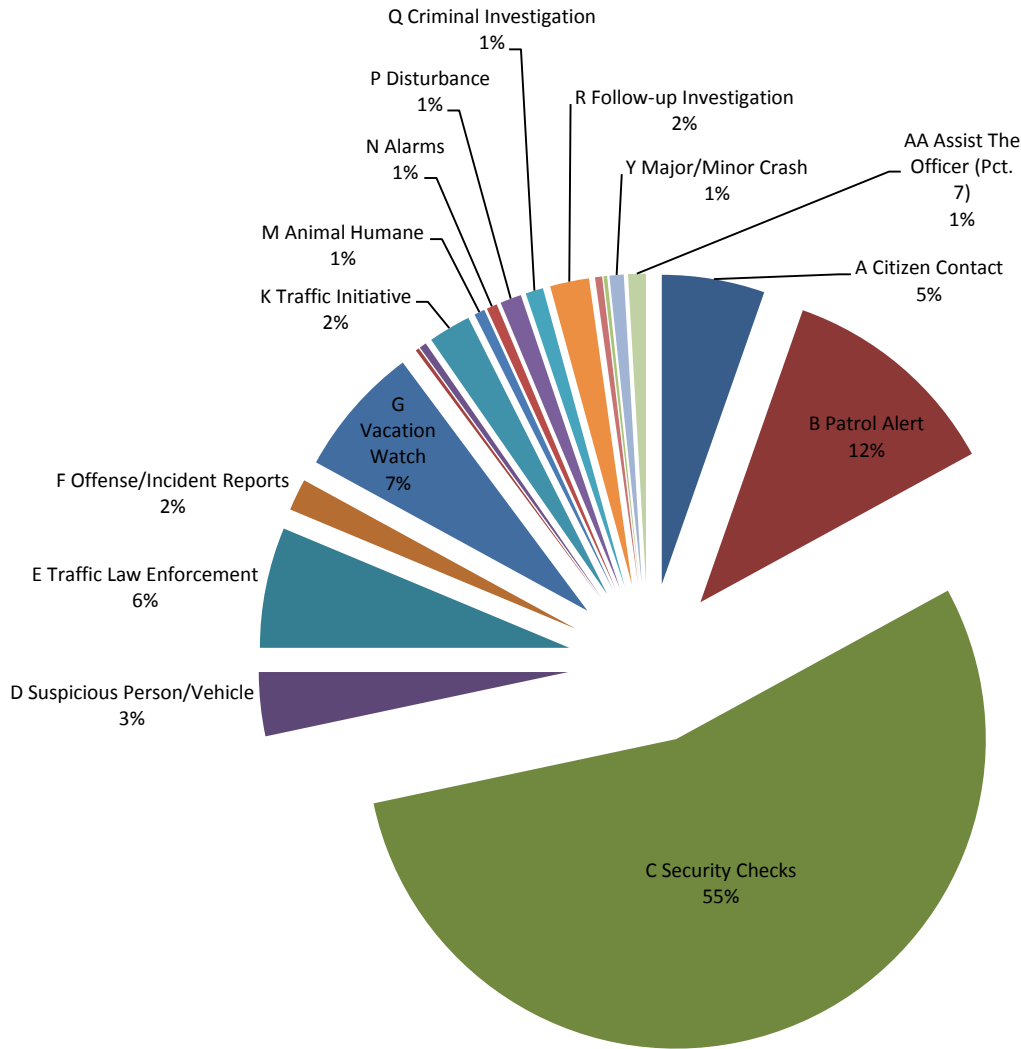
A. Patrol Activity Monthly Total:

0540

*	Patrol Activity Types	7S18	7S28	7S29	TOT	AVER	%
A	Citizen Contact	26	3	0	29	9.7	5%
B	Patrol Alert	29	19	15	63	21.0	12%
C	Security Checks	89	81	125	295	98.3	55%
D	Suspicious Person/Vehicle	6	11	1	18	6.0	3%
E	Traffic Law Enforcement	23	10	1	34	11.3	6%
F	Offense/Incident Reports	3	5	1	9	3.0	2%
G	Vacation Watch	12	9	16	37	12.3	7%
H	Open Door / Window	1	0	0	1	0.3	0%
I	Assist Contract Citizen	0	0	0	0	0.0	0%
J	Welfare Check / Med.	1	0	1	2	0.7	0%
K	Traffic Initiative	0	12	0	12	4.0	2%
L	Traffic Hazard	0	0	0	0	0.0	0%
M	Animal Humane	2	1	0	3	1.0	1%
N	Alarms	1	1	1	3	1.0	1%
O	Mental Cases (171)	0	0	0	0	0.0	0%
P	Disturbance	4	0	2	6	2.0	1%
Q	Criminal Investigation	0	5	0	5	1.7	1%
R	Follow-up Investigation	6	5	0	11	3.7	2%
S	Criminal Mischief	0	0	0	0	0.0	0%
T	Burglary Residence/Vehicle	1	1	0	2	0.7	0%
U	Theft / Theft of Business	0	1	0	1	0.3	0%
V	Citizen Assaulted	0	0	0	0	0.0	0%
W	Robbery of an Individual	0	0	0	0	0.0	0%
X	Trespass Warning	0	0	0	0	0.0	0%
Y	Major/Minor Crash	0	4	0	4	1.3	1%
Z	Child Custody Disputes	0	0	0	0	0.0	0%
AA	Assist The Officer (Pct. 7)	5	0	0	5	1.7	1%
BB	Runaway Missing Persons	0	0	0	0	0.0	0%
CC	Assisted LEA	0	0	0	0	0.0	0%
DD	Solicitors	0	0	0	0	0.0	0%
EE	Meeting/Event/Ct.	0	0	0	0	0.0	0%
*	MONTH TOTALS	209	168	163	540	180.0	100%

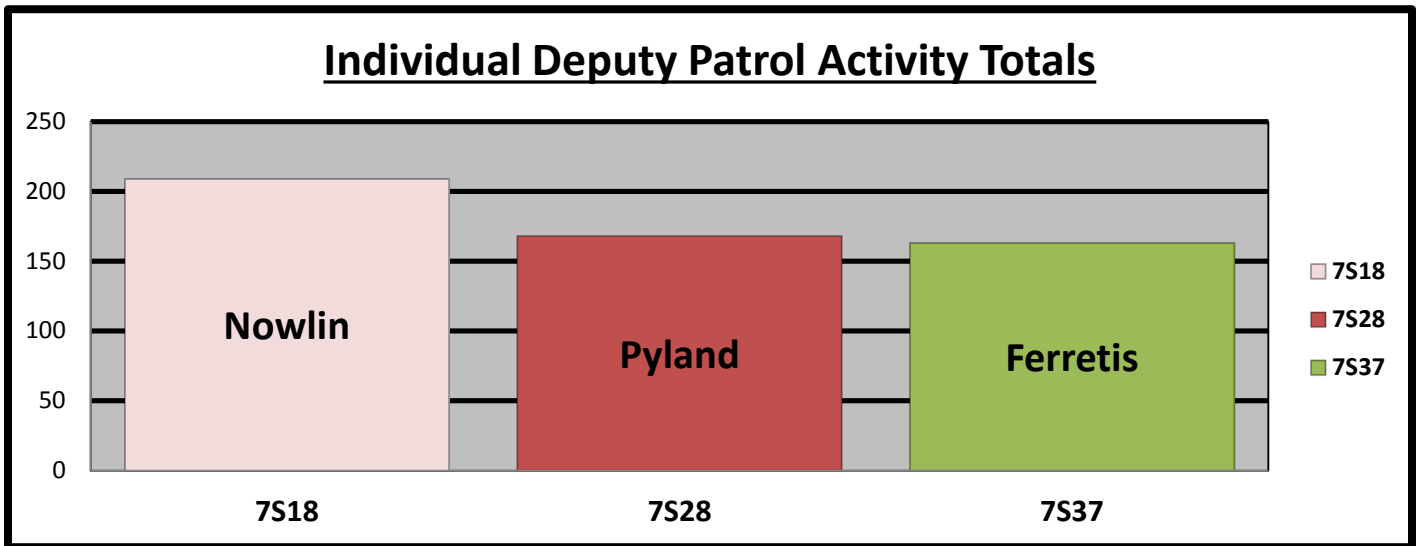
A1. Patrol Activity Percentage:

Percentage of Patrol Activity



- | | | | |
|-------------------------------|------------------------------|----------------------------------|--------------------------------|
| ■ A Citizen Contact | ■ B Patrol Alert | ■ C Security Checks | ■ D Suspicious Person/Vehicle |
| ■ E Traffic Law Enforcement | ■ F Offense/Incident Reports | ■ G Vacation Watch | ■ H Open Door / Window |
| ■ I Assist Contract Citizen | ■ J Welfare Check / Med. | ■ K Traffic Initiative | ■ L Traffic Hazard |
| ■ M Animal Humane | ■ N Alarms | ■ O Mental Cases (171) | ■ P Disturbance |
| ■ Q Criminal Investigation | ■ R Follow-up Investigation | ■ S Criminal Mischief | ■ T Burglary Residence/Vehicle |
| ■ U Theft / Theft of Business | ■ V Citizen Assaulted | ■ W Robbery of an Individual | ■ X Trespass Warning |
| ■ Y Major/Minor Crash | ■ Z Child Custody Disputes | ■ AA Assist The Officer (Pct. 7) | ■ BB Runaway Missing Persons |
| ■ CC Assisted LEA | ■ DD Solicitors | ■ EE Meeting/Event/Ct. | |

B. Patrol Activity by West Belfort Personnel:

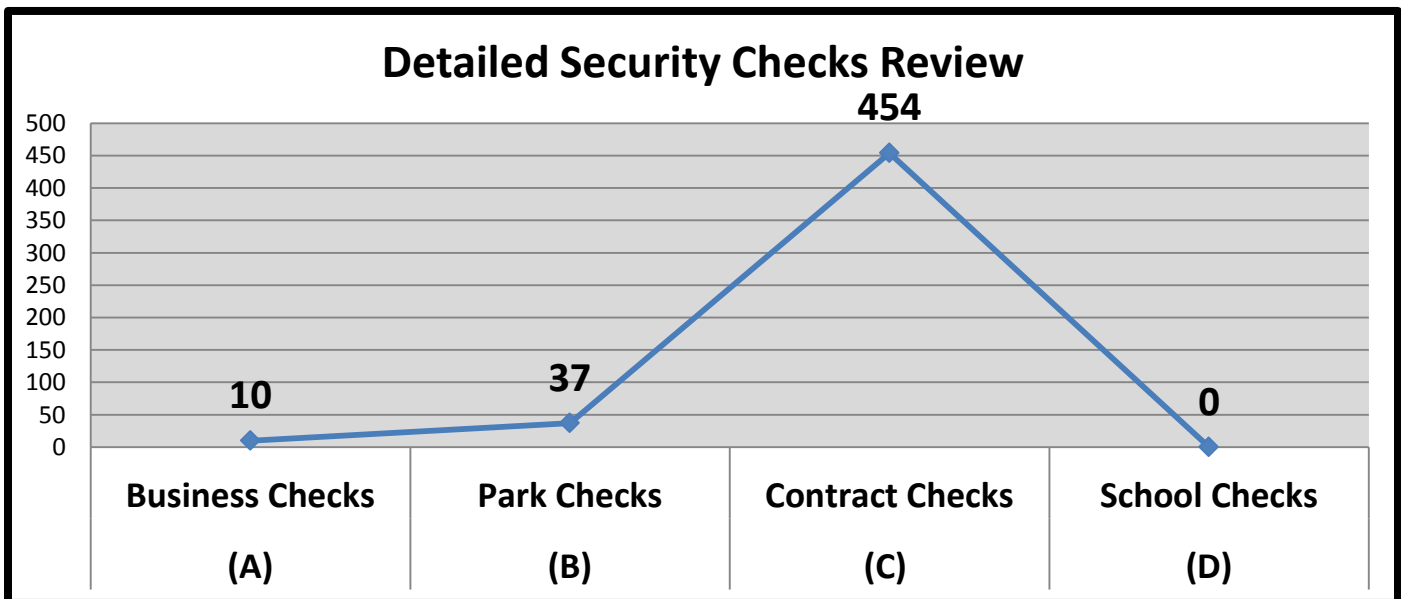


C. Security Checks Monthly Total:

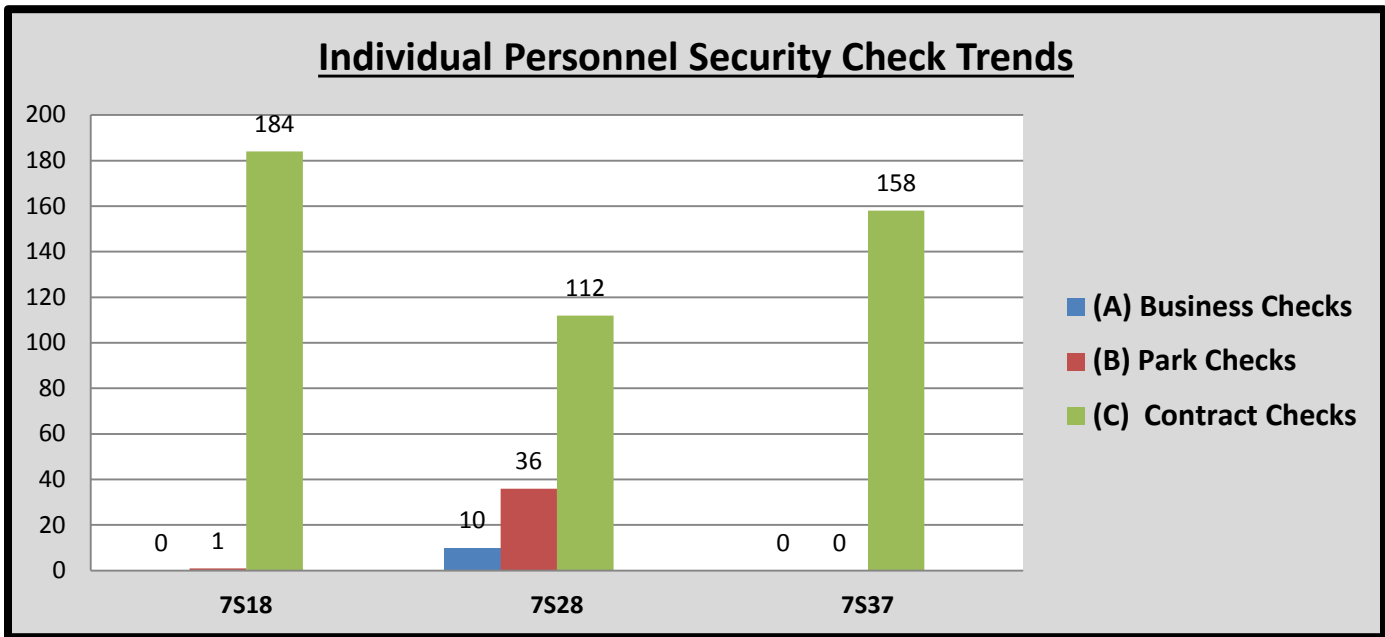
0501

*	Security Checks	7S18	7S28	7S29	TOT	AVER	%
(A)	Business Checks	0	10	0	10	3.3	2%
(B)	Park Checks	1	36	0	37	12.3	7%
(C)	Contract Checks	184	112	158	454	151.3	91%
(D)	Plaza Checks	0	0	0	0	0.0	0%
(E)	<i>Totals</i>	185	158	158	501	167.0	100%

D. Detailed Security Checks Monthly:



E. Individual Personnel Security Check Trends:



F. CIT/MHO Dispositions Monthly Total:

000

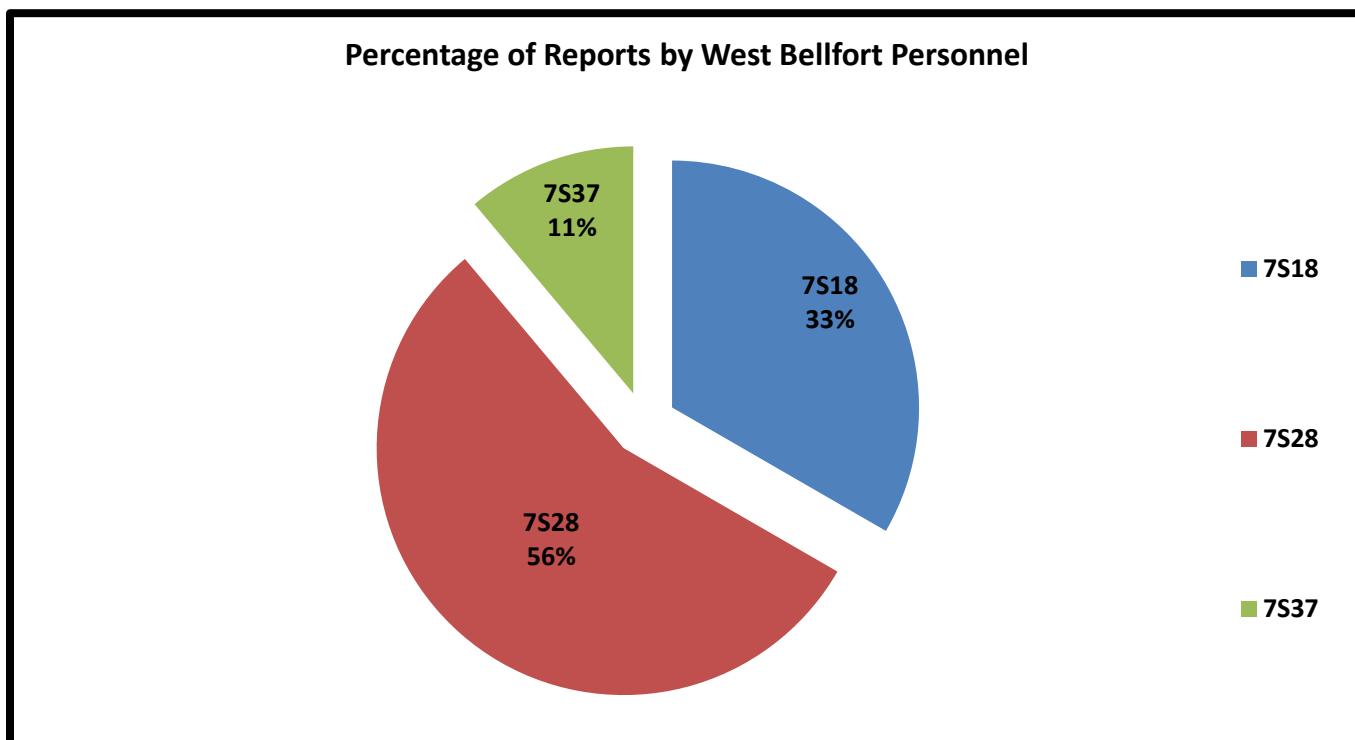
*	<i>C.I.T. Dispositions</i>	7S18	7S28	7S29	TOT	AVER	%
(A)	CIT/MHO Outside Referral	0	0	0	0	0.0	#DIV/0!
(B)	CIT/MHO Transport	0	0	0	0	0.0	#DIV/0!
(C)	CIT/MHO CIT Contact	0	0	0	0	0.0	#DIV/0!
(D)	CIT/MHO Arrest	0	0	0	0	0.0	#DIV/0!
(E)	<i>Totals</i>	0	0	0	0	0.0	#DIV/0!

G. Offense/Incident Reports Monthly Total:

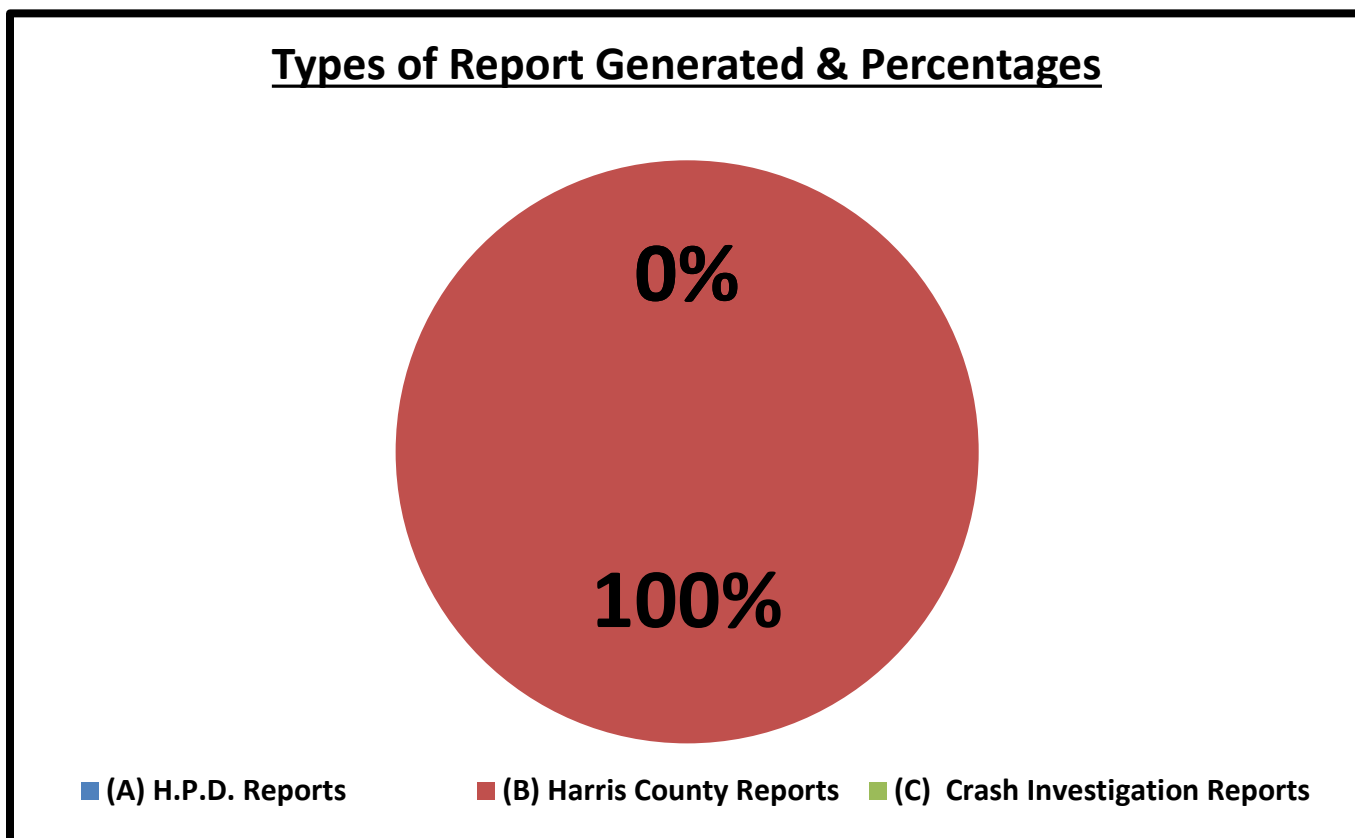
009

*	<i>Offense/Incident Reports</i>	7S18	7S28	7S29	TOT	AVER	%
(A)	H.P.D. Reports	0	0	0	0	0.0	0%
(B)	Harris County Reports	3	5	1	9	3.0	100%
(C)	Crash Investigation Reports	0	0	0	0	0.0	0%
(D)	<i>Totals</i>	3	5	1	9	3.0	100%

H. Report Generation Percentages:



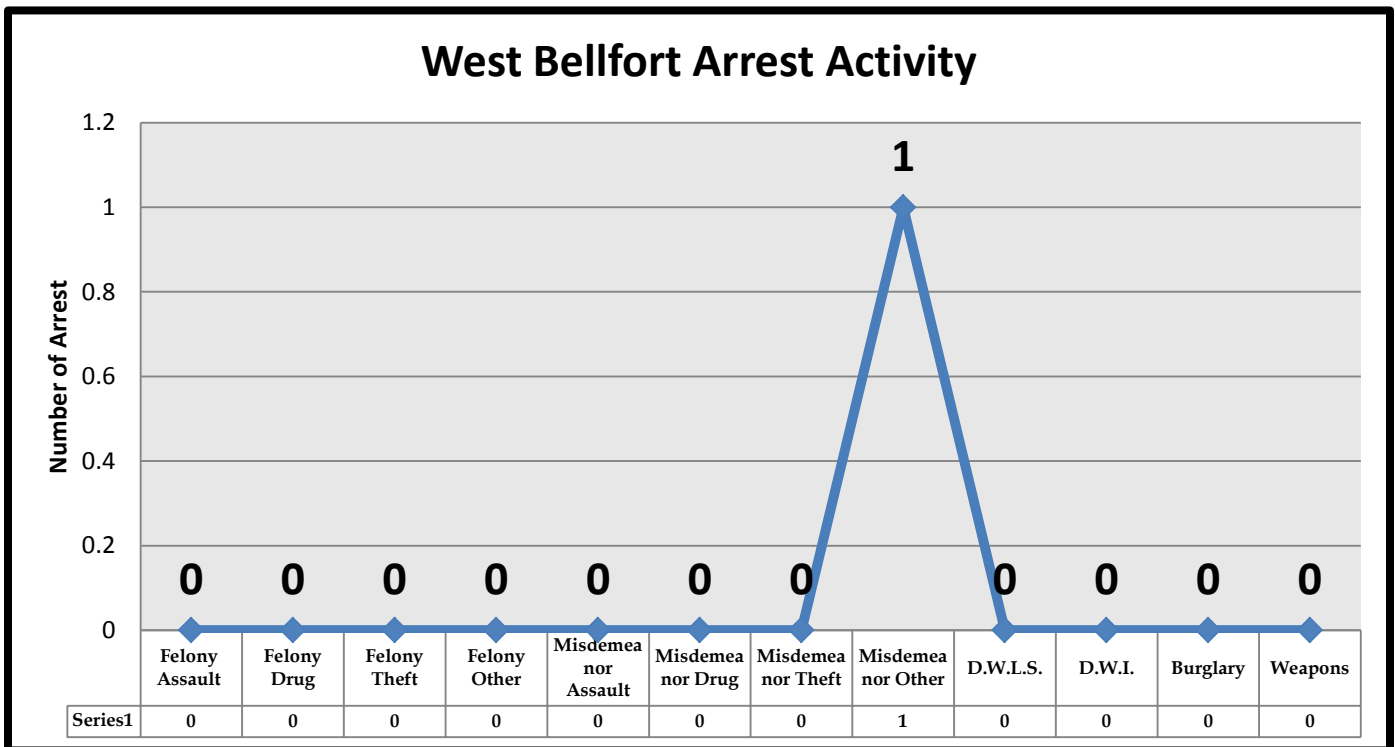
I. Percentages:



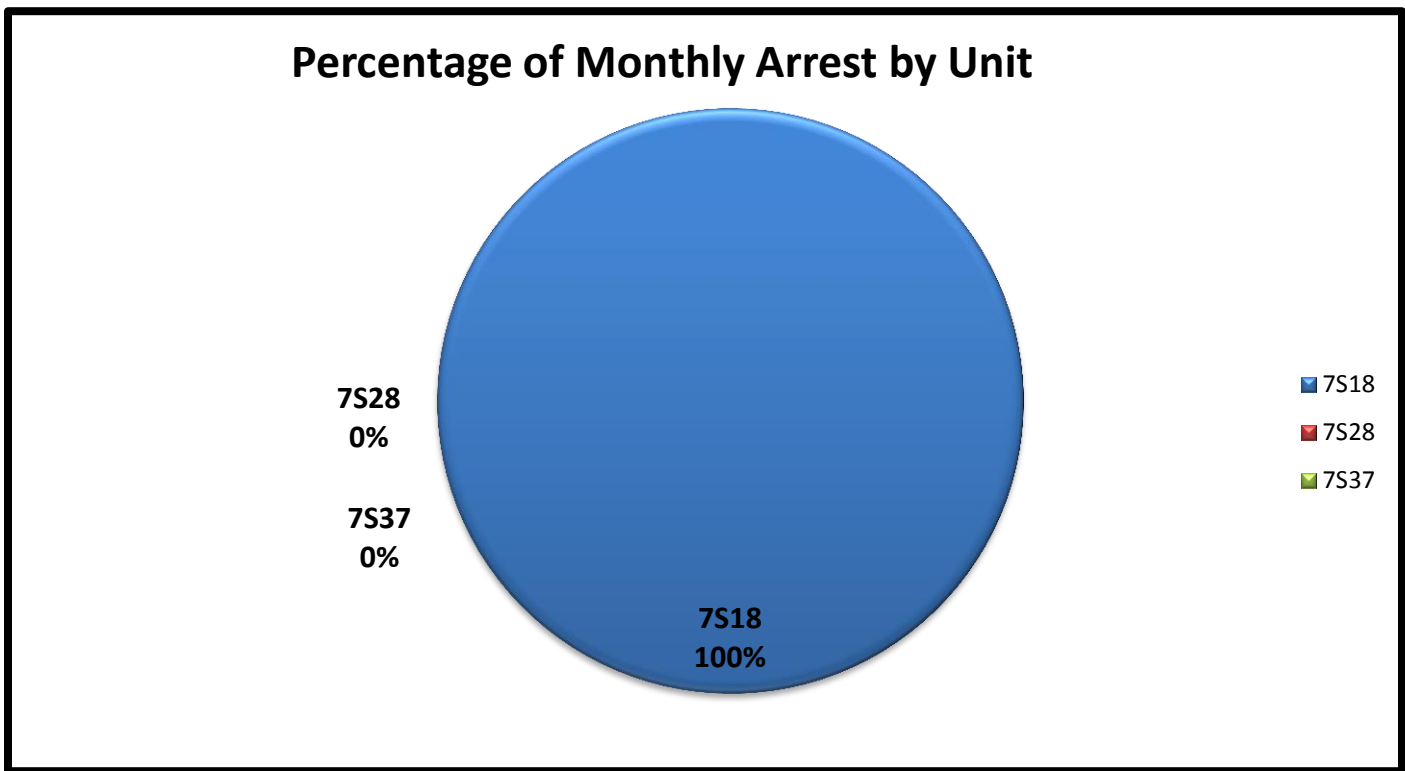
J. Types of Criminal Arrests Monthly Total:

*	Types of Criminal Arrests	7S18	7S28	7S29	TOT	AVER	%
A	Felony Assault	0	0	0	0	0.0	0%
B	Felony Drug	0	0	0	0	0.0	0%
C	Felony Theft	0	0	0	0	0.0	0%
D	Felony Other	0	0	0	0	0.0	0%
E	Misdemeanor Assault	0	0	0	0	0.0	0%
F	Misdemeanor Drug	0	0	0	0	0.0	0%
G	Misdemeanor Theft	0	0	0	0	0.0	0%
H	Misdemeanor Other	1	0	0	1	0.3	100%
I	D.W.L.S.	0	0	0	0	0.0	0%
J	D.W.I.	0	0	0	0	0.0	0%
K	Burglary	0	0	0	0	0.0	0%
L	Weapons	0	0	0	0	0.0	0%
M	Totals	1	0	0	1	0.3	100%

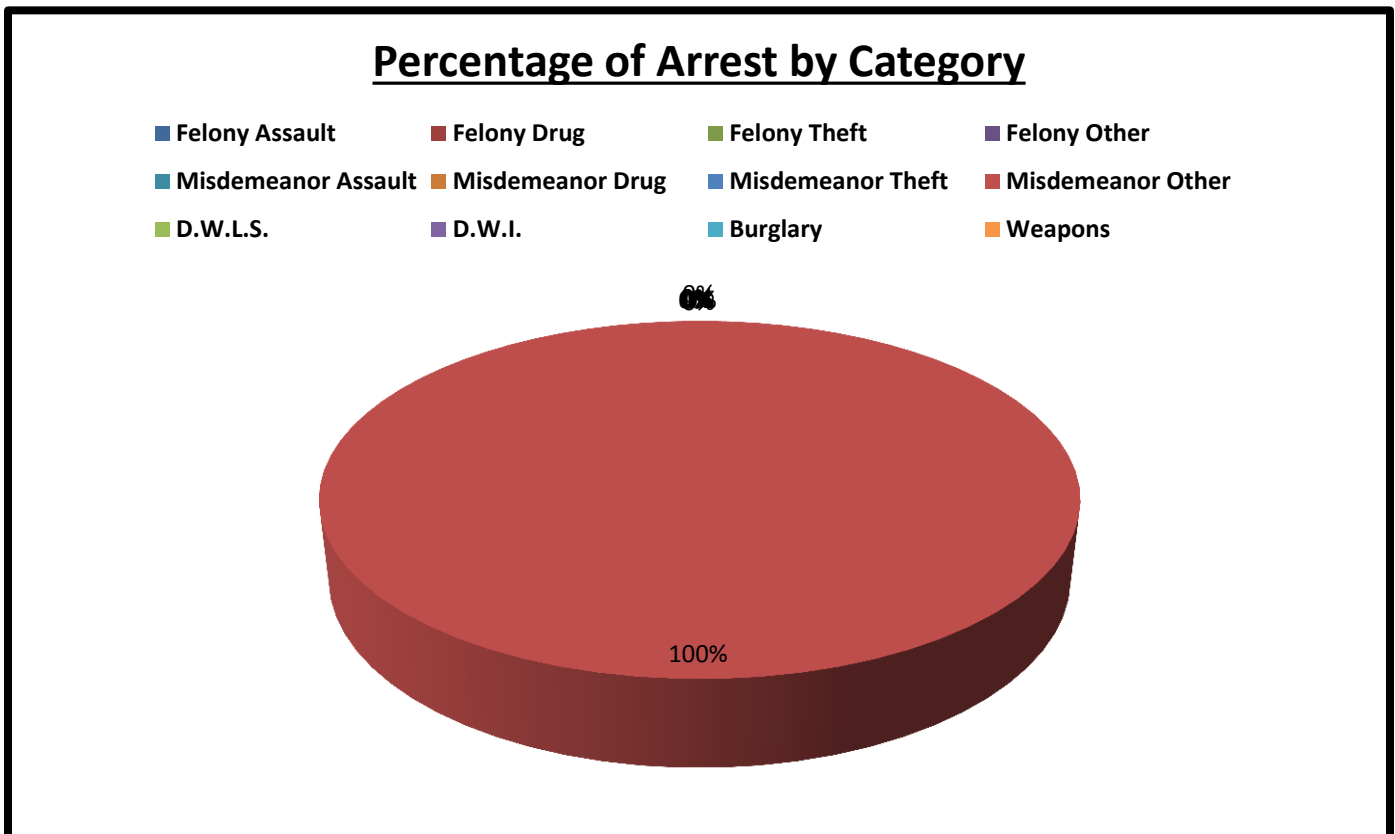
K. Types of Criminal Arrests Monthly Total:



L. Types of Criminal Arrests Percentage Total:



M. Types of Criminal Arrests Monthly Percentage Total:



N. Executed Warrant Monthly Total:

003

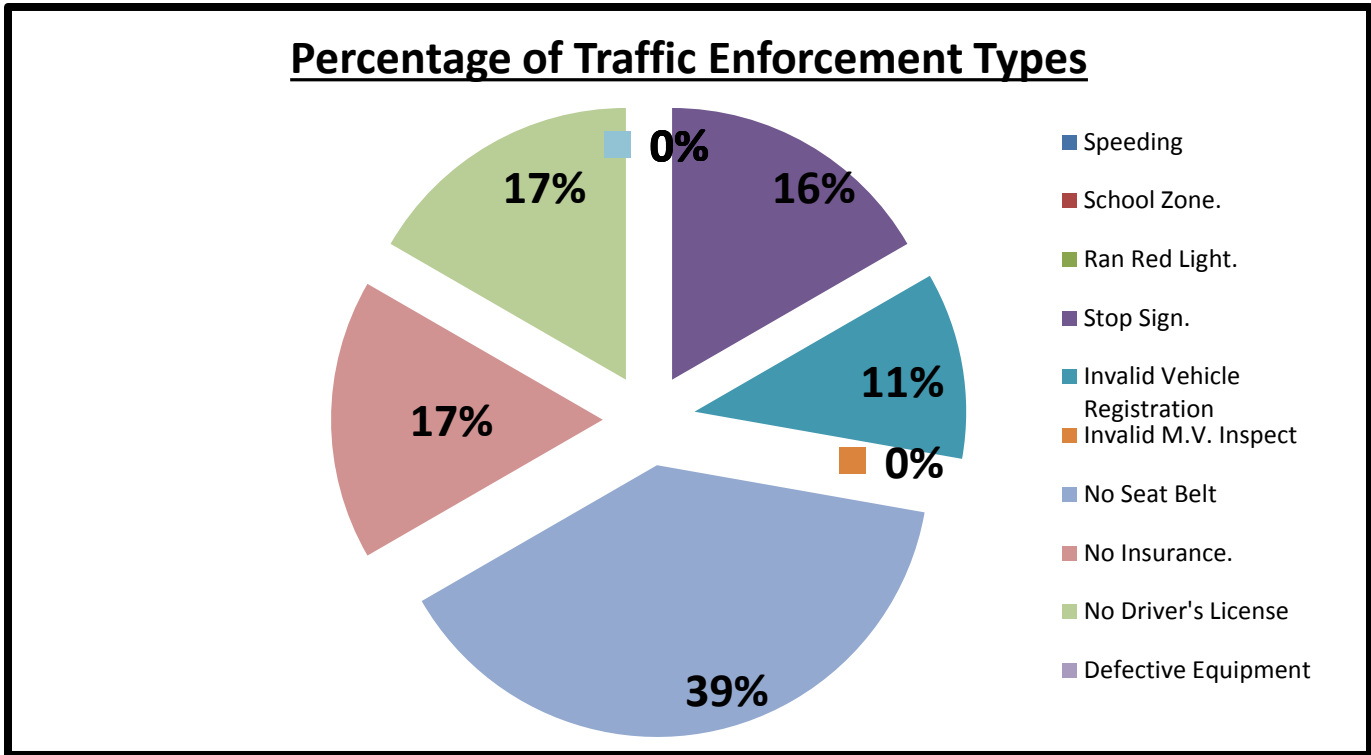
*	Executed Warrants	7S18	7S28	7S29	TOT	AVER	%
(A)	Felony Warrants	0	0	0	0	0.0	0%
(B)	Misdemeanor Warrants	3	0	0	3	1.0	100%
(C)	Totals	3	0	0	3	1.0	100%

O. Traffic Law Enforcement Total:

035

*	Traffic Enforcement	7S18	7S28	7S29	TOT	AVER	%
A	Speeding	0	0	0	0	0.0	0%
B	School Zone.	0	0	0	0	0.0	0%
C	Ran Red Light.	0	0	0	0	0.0	0%
D	Stop Sign.	2	1	0	3	1.0	17%
E	Invalid Vehicle Registration	2	0	0	2	0.7	11%
F	Invalid M.V. Inspect	0	0	0	0	0.0	0%
G	No Seat Belt	7	0	0	7	2.3	39%
H	No Insurance.	3	0	0	3	1.0	17%
I	No Driver's License	3	0	0	3	1.0	17%
J	Defective Equipment	0	0	0	0	0.0	0%
K	Other Violation	0	0	0	0	0.0	0%
L	Written Warnings	0	0	0	0	0.0	0%
M	Verbal Warning	10	7	0	17	5.7	100%
N	Citation	17	1	0	18	6.0	51%
O	Total Violations	27	8	0	35	11.7	100%

P. Traffic Law Enforcement Total:



Q. Citations vs. Warnings Monthly Total:

035

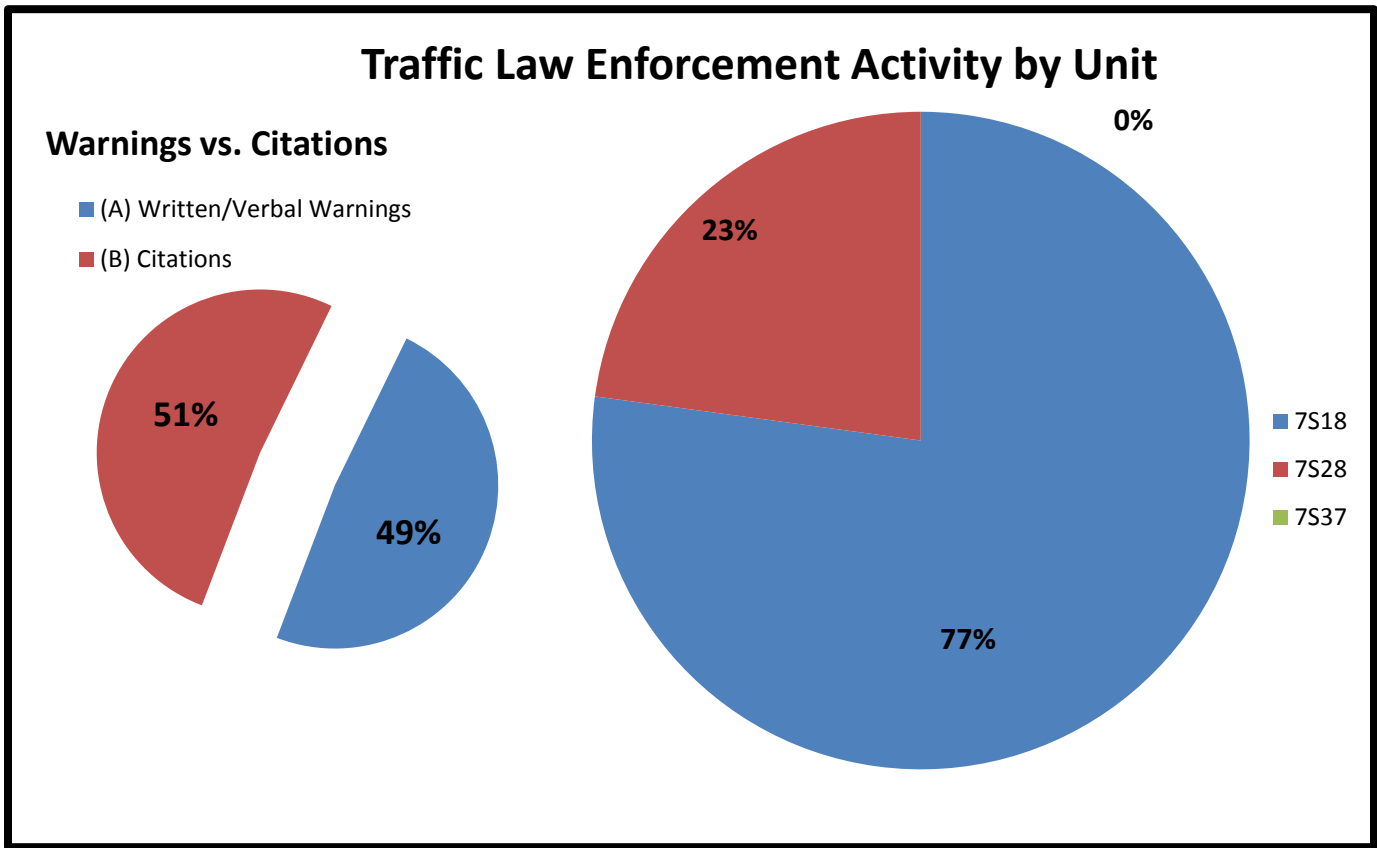
*	Warnings vs. Citations	7S18	7S28	7S29	TOT	AVER	%
(A)	Written/Verbal Warnings	10	7	0	17	5.7	49%
(B)	Citations	17	1	0	18	6.0	51%
(C)	<i>Totals</i>	27	8	0	35	11.7	100%

R. Sources of Calls for Service Monthly Total:

531

*	Sources of Calls for Service	7S18	7S28	7S29	TOT	AVER	%
(A)	On View	0	1	2	3	1.0	1%
(B)	Dispatched	8	11	5	24	8.0	5%
(C)	Self-Initiated	198	151	155	504	168.0	95%
(D)	<i>Totals</i>	206	163	162	531	177.0	100%

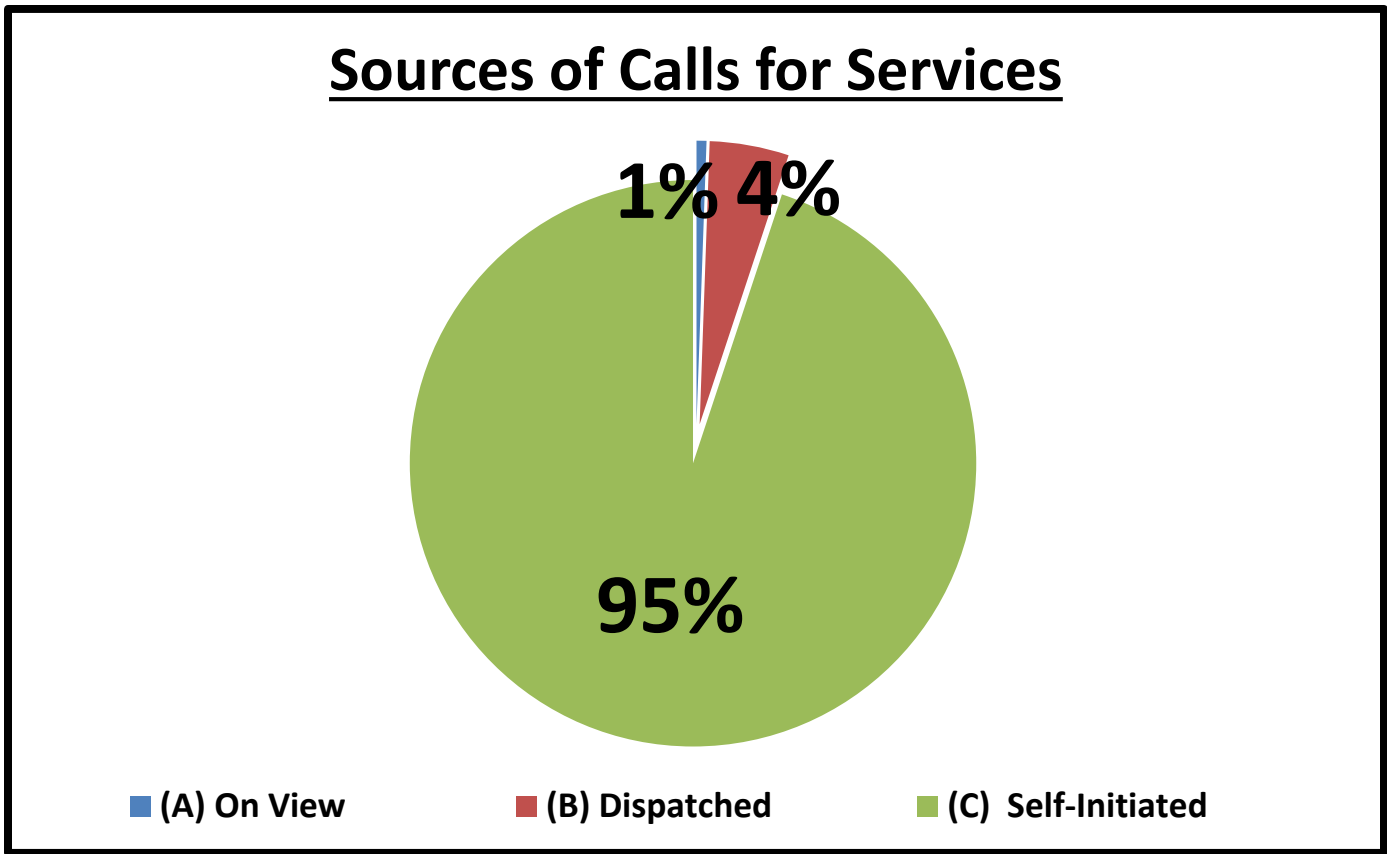
S. Sources of Calls for Service Percentages:



T. Sources of Calls for Service Percentages:

*	Sources of Calls for Service	7S18	7S28	7S29	TOT
(A)	On View	0%	1%	1%	1%
(B)	Dispatched	4%	7%	3%	5%
(C)	Self-Initiated	96%	93%	96%	95%
(D)	Totals	100%	100%	100%	100%

U. Sources of Calls for Service Percentages:



V. Free Reserve Personnel Time Utilized in Contract Monthly Total: 056

*	<i>Free Reserve Personnel Time</i>	7S18	7S28	7S29		TOT	AVER	%	7S15	7S18	7S29
(A)	<i>Totals</i>	56	0	0		56	18.7	100%	100%	0%	0%

W. Monthly Productivity Analysis Report (M.P.A.R.) - Executive Summary:

*	<i>Units</i>	7S18	7S28	7S29		TOT	AVER
1	Patrol Activity	209	168	163		540	180.0
2	Security Checks	185	158	158		501	167.0
3	C.I.T. Interactions	0	0	0		0	0.0
4	Offense/Incident Reports	3	5	1		9	3.0
*	<i>Total Service Calls</i>	397	331	322		1050	350.0
1	Criminal Arrests	1	0	0		1	0.3
2	Citations Issued	17	1	0		18	6.0
3	Written & Verbal Warnings	10	7	0		17	5.7
*	<i>Enforcement Service Calls</i>	28	8	0		36	12.0
*	<i>Total Hours</i>	160	160	160		480	160.0
1	Sick Time Used	0	0	8		8	2.7
2	Vacation Time Used	0	8	32		40	13.3
3	Training Time Used	0	0	0		0	0.0
4	Compensatory Time Used	24	0	0		24	8.0
*	<i>Hours Actually Worked</i>	136	152	120		408	136.0
*	<i>Unit Productivity Ratio</i>	3.1	2.2	2.7		2.7	2.7

X. Mileage Total:

1743

*	<i>Mileage</i>	7S18	7S28	7S29		TOT	AVER	%
(A)	<i>Totals</i>	901	842	0	870	1743	581.0	323%

Y. Patrol Alert Submission Report:

*	<i>Received</i>				<i>Subject</i>
00x	<i>Date</i>	<i>Time</i>	<i>Code</i>	<i>Location</i>	
A.					

Z. Incident Summaries:

01.	MAY 11, 2018	1300 HOURS	CRIMINAL MISCHIEF		DEPUTY W. NOWLIN	
	DAYSHIFT:	11200 PEMBRIDGE	WB	"M"	HC:	18-0060417
<p>On May 11, 2018, a Friday, at approximately 1300 hours, while on patrol in the West Bellfort Contract, Deputy W. Nowlin unit 87S18 with the Harris County Constable Office of Precinct 7 initiated a traffic stop in the 11200 block of Pembridge. Four juvenile suspects were arrested for graffiti. Suspects were taken from school by Deputies. Suspects were transported Harris County Juvenile Facility where they were booked and processed. The patrol activity type is "PAT=S".</p>						

02.	MAY 11, 2018	1300 HOURS	FOLLOW-UP INVESTIGATION		DEPUTY J. PYLAND	
	EVENING SHIFT:	7500 BISSONNET	WB	"N/A"	HC:	18-0060417-05
<p>On May 11, 2018, a Friday, at approximately 13:00 hours while on patrol in the "West Bellfort" contract, I Deputy J. Pyland unit 87S28 with the Harris County Constable Office of Precinct 7 was performing routine patrol and law enforcement services when I initiated a Follow-Up Investigation at Sharpstown High School. I located and placed 2 out of 4 juvenile's that were responsible for the Criminal Mischief that occurred last month at the 11210 block of Pembridge Dr. in-custody. The juveniles were transported to HISD PD Main Station to get AFIS, and then transported to the Juvenile Justice Center located at the 1200 block of Congress Rd. A supplement report was generated. The patrol activity type is "PAT=R".</p>						

03.	MAY 13, 2018	0300 HOURS	INTERFERIN PEACE OFFICER		DEPUTY U. FERRETIS	
	NIGHT SHIFT:	7800 CANDLE LN	WB	"M"	HC:	18-0076231
<p>On May 13, 2018, a Monday, at approximately 0300 hours while on a routine patrol in the "West Bellfort St Contract" Deputy U. Ferretis unit 87S37 with the Harris County Constable Office of Precinct 7 was dispatch to a disturbance call. One individual was arrested for Interfering with a public official Duty's the defendant was arrested and transported to "Harris County jail" location without further incident. The patrol activity type is "PAT=P".</p>						

04.	MAY 14, 2018	1930 HOURS	FOLLOW-UP INVESTIGATION		DEPUTY J. PYLAND	
	EVENING SHIFT:	3500 DIXIE DRIVE	WB	"N/A"	HC:	18-60417-07
<p>On May 14 2018, a Monday at approximately 1930 hours while on patrol in the "West Bellfort" contract, I Deputy J. Pyland unit 87S28 with the Harris County Constable Office of Precinct 7 was performing routine patrol and law enforcement services when I initiated a Follow-Up Instigation at HISD PD Main Station. I made contact with 1 out of the 4 juvenile's parents, and advised them to turn in their child. The juvenile arrived at the HISD PD Main Station to be AFIS, and then transported to the Juvenile Justice Center located at the 1200 block of Congress Rd. A supplement report was generated. The patrol activity type is "PAT=TP".</p>						

05.	MAY 15, 2018	1919 HOURS	SUSPICIOUS PERSON		DEPUTY J. PYLAND	
	EVENING SHIFT:	KITTY BROOK /CANDLE	WB	"N/A"	CG:	180504311
<p>On May 15, 2018, a Tuesday at approximately 19:19 hours while on patrol in the "West Bellfort" contract, I Deputy J. Pyland unit 87S28 with the Harris County Constable Office of Precinct 7 was dispatched to a Suspicious Person Citizen call at the park located at Kitty Brook Dr at Candle Ln. I arrived and saw a group of individuals throwing away multiple beer cans in a bag. I approached the group and advised them that any kind of alcoholic beverage is prohibited from the park. I identified the individuals and gave them a verbal warning. The patrol activity type is "PAT=D".</p>						

06.	MAY 18, 2018	0900 HOURS	BURGLARY MOTOR VEHICLE		DEPUTY W. NOWLIN	
	DAYSHIFT:	11800 STALLION	WB	"M"	HC:	18-0078919
<p>On May 18, 2018, a Friday, at approximately 0900 hours, while on patrol in the West Bellfort Contract, Deputy W. Nowlin unit 87S18 with the Harris County Constable Office of Precinct 7 received a call in regards to burglary of a motor vehicle in the 11800 block of Stallion. The driver side window was shattered and items were stolen from the vehicle. Information was gathered by deputy. The patrol activity type is "PAT=T".</p>						

07.	MAY 18, 2018	1617 HOURS	MINOR ACCIDENT		DEPUTY J. PYLAND	
	EVENING SHIFT:	WOODKNOLL /LUDINGT	WB	"N/A"	CG:	180505224
<p>On May 18, 2018, a Friday, at approximately 16:17 hours while on patrol in the "West Bellfort" contract, I Deputy J. Pyland unit 87S28 with the Harris County Constable Office of Precinct 7 was performing routine patrol and law enforcement services when I On-Viewed a Minor Car Accident located at Woodknoll Ln. at Ludington Dr. The vehicle headed westbound on Ludington Dr. and made a quick right turn northbound on Woodknoll Ln. at a high-rate of speed. The vehicle lost control, crashed into a stop sign, and then came to a point-of-rest- on top of a gutter. I made contact with the two juvenile occupants who advised that they didn't need medical attention. I issued the driver multiple citations, and had the vehicle towed. A crash report was generated. The patrol activity type is "PAT=Y".</p>						

08.	MAY 18, 2018	1843 HOURS	CRIMINAL INVESTIGATION		DEPUTY J. PYLAND	
	EVENING SHIFT:	7600 LUDINGTON DR.	WB	"N/A"	HC:	18-0079174
<p>On May 18, 2018, a Friday, at approximately 16:11 hours while on patrol in the "West Bellfort" contract, I Deputy J. Pyland unit 87S28 with the Harris County Constable Office of Precinct 7 was performing routine patrol and law enforcement services when I dispatched to investigate a Stolen/Lost Property call at the 7600 block of Ludington Dr. I made contact with the Complainant who advised that their spouse lost their Diamond Bracelet worth around \$15,000 dollars 3 weeks prior to alerting H.C.C.O. Pct 7 for a report. A report was generated. The patrol activity type is "PAT=Q".</p>						

09.	MAY 22, 2018	1000 HOURS	WARRANT ARREST		DEPUTY W. NOWLIN	
	DAYSHIFT:	7600 CREEKBEND	WB	"M"	HC:	18-0081262
<p>On May 22, 2018, a Tuesday, at approximately 1007 hours, while on patrol in the West Bellfort Contract, Deputy W. Nowlin unit 87S18 with the Harris County Constable Office of Precinct 7 was observed suspect run stop sign without seatbelt on. Suspect was stopped and found to have three open warrants. Suspect was arrested and transported to Harris County Jail. Case number was generated. The patrol activity type is "PAT=E".</p>						

Sergeant Jon Meek

Sergeant Jon Meek
 Neighborhood Patrol Division, First Line Supervisor
 Harris County Constable's Office of Precinct 713-643-6602