



MAY WALKER, CONSTABLE
PRECINCT SEVEN
HARRIS COUNTY, TEXAS

MAIN OFFICE
5300 Griggs Road
Houston, Texas 77021
PHONE (713) 643-6602
FAX (713) 643-3401

Date: June 2, 2017

From: Sergeant Jon Meek
Neighborhood Patrol Division, First Line Supervisor
Harris County Constable's Office of Precinct "7"

To: Property Owners Association
Board of Directors & Management Company

Subject: May Monthly Productivity Analysis Report
Enclosure: **MPAR – May 2017**
Distribution: Executive Command Staff & Board of Directors & Management Company

The purpose of this "**Monthly Productivity Analysis Report**" (M.P.A.R.) is to provide the executive command staff with the appropriate data to analyze the productivity of assigned personnel and their shifts' activities to allow for the validation of individual and divisional performance evaluations. With regard to the specific contents of the report, there are 18 distinctive component parts of this report. These components are enumerated below:

- | | |
|--|---|
| 01. Patrol Activity Details | 10. Traffic Enforcement Report |
| 02. Patrol Activity Analytical Summary | 11. Trends & Percentages of Traffic |
| 03. Patrol Activity Percentages & Trends | 12. Citation & Warning Issuance Review |
| 04. Security Checks Report | 13. Call for Service Report (<i>C.F.S.</i>) |
| 05. Security Checks Percentages & Trends | 14. Trends & Percentages for <i>C.F.S.</i> |
| 06. Crisis Intervention Disposition Report | 15. Overtime Report (service at no Cost) |
| 07. Offense/Incident Generation Report | 16. Reserve Deputy Use (at no Cost) |
| 08. Criminal Arrest Types Report | 17. Incident Summarization |
| 09. Warrant Execution Report | 18. Hotspot Report Data Review |

A cursory analysis of the statistical data from this report should be demonstrative of the quality of performance of this agency in realizing the contractual obligations and the overall achievement of the goals and objectives of this Agency and the Contract Division.

2704 total miles were driven and the shift responded to **1469** total service calls and conducted **0000** crash investigations. The shift issued **007** traffic citations, made **03** arrests and handled **0030** enforcement service related calls. The average productivity ratio for this month for this shift is **3.4**.

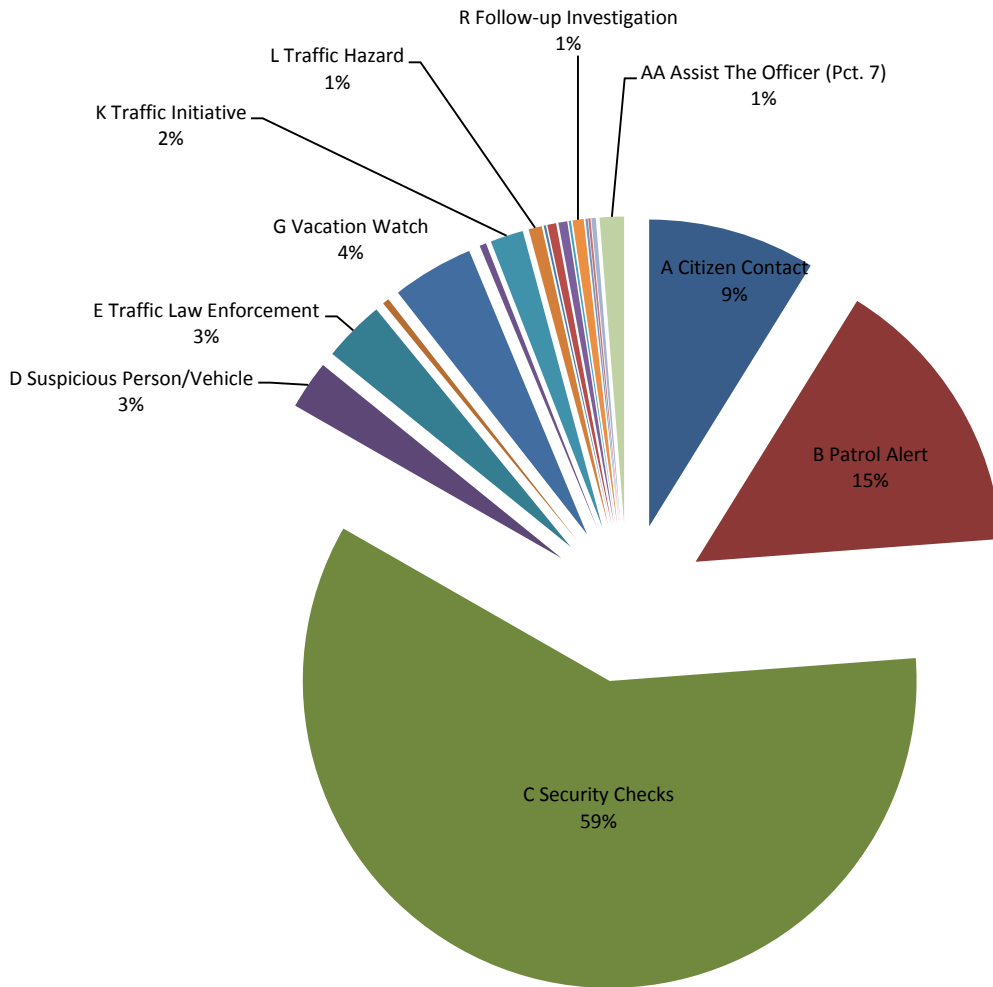
A. Patrol Activity Monthly Total:

0861

*	Patrol Activity Types	7S18	7S28	7S29	TOT	AVER	%
A	Citizen Contact	41	8	27	76	25.3	9%
B	Patrol Alert	31	45	53	129	43.0	15%
C	Security Checks	143	281	88	512	170.7	59%
D	Suspicious Person/Vehicle	14	6	2	22	7.3	3%
E	Traffic Law Enforcement	21	4	3	28	9.3	3%
F	Offense/Incident Reports	1	2	0	3	1.0	0%
G	Vacation Watch	12	10	15	37	12.3	4%
H	Open Door / Window	0	0	0	0	0.0	0%
I	Assist Contract Citizen	0	0	0	0	0.0	0%
J	Welfare Check / Med.	1	2	0	3	1.0	0%
K	Traffic Initiative	0	1	14	15	5.0	2%
L	Traffic Hazard	6	0	0	6	2.0	1%
M	Animal Humane	1	0	0	1	0.3	0%
N	Alarms	1	2	1	4	1.3	0%
O	Mental Cases (171)	0	0	0	0	0.0	0%
P	Disturbance	1	1	2	4	1.3	0%
Q	Criminal Investigation	0	1	0	1	0.3	0%
R	Follow-up Investigation	1	4	0	5	1.7	1%
S	Criminal Mischief	0	1	0	1	0.3	0%
T	Burglary Residence/Vehicle	0	1	0	1	0.3	0%
U	Theft / Theft of Business	0	0	0	0	0.0	0%
V	Citizen Assaulted	0	0	0	0	0.0	0%
W	Robbery of an Individual	0	0	0	0	0.0	0%
X	Trespass Warning	0	0	0	0	0.0	0%
Y	Major/Minor Crash	0	2	0	2	0.7	0%
Z	Child Custody Disputes	0	0	0	0	0.0	0%
AA	Assist The Officer (Pct. 7)	8	1	2	11	3.7	1%
BB	Runaway Missing Persons	0	0	0	0	0.0	0%
CC	Assisted LEA	0	0	0	0	0.0	0%
DD	Solicitors	0	0	0	0	0.0	0%
EE	Meeting/Event/Ct.	0	0	0	0	0.0	0%
*	MONTH TOTALS	282	372	207	861	287.0	100%

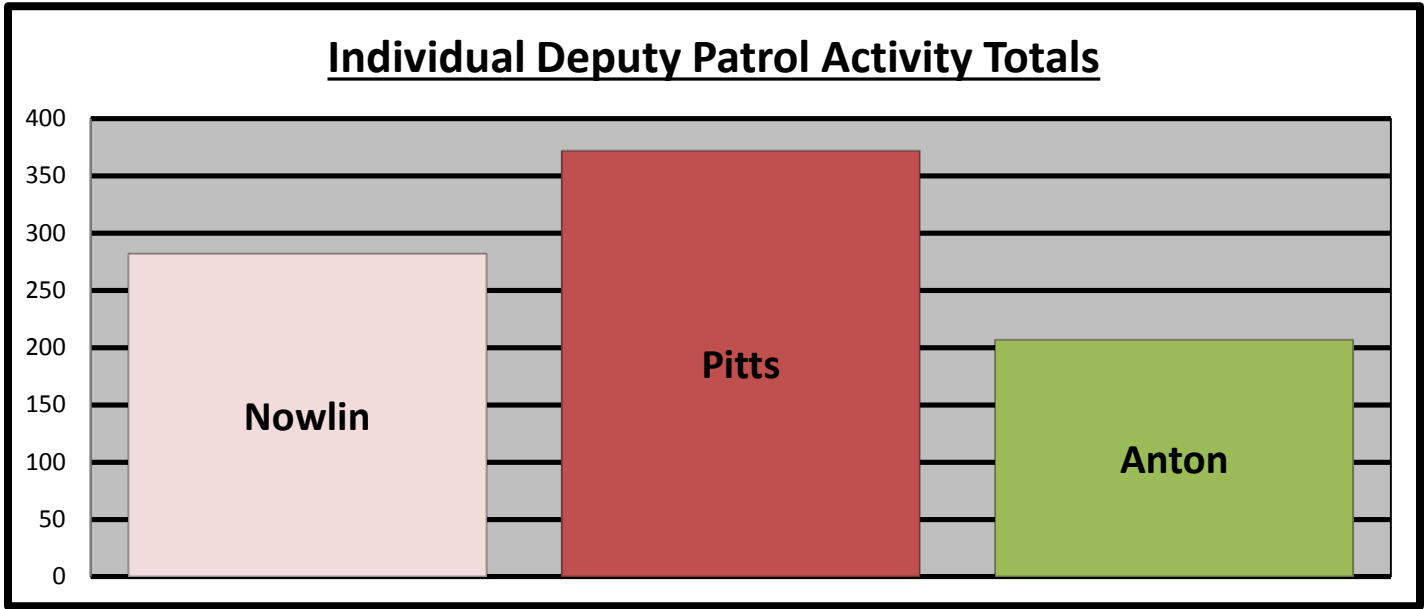
A1. Patrol Activity Percentage:

Percentage of Patrol Activity



- | | | | |
|-------------------------------|------------------------------|----------------------------------|--------------------------------|
| ■ A Citizen Contact | ■ B Patrol Alert | ■ C Security Checks | ■ D Suspicious Person/Vehicle |
| ■ E Traffic Law Enforcement | ■ F Offense/Incident Reports | ■ G Vacation Watch | ■ H Open Door / Window |
| ■ I Assist Contract Citizen | ■ J Welfare Check / Med. | ■ K Traffic Initiative | ■ L Traffic Hazard |
| ■ M Animal Humane | ■ N Alarms | ■ O Mental Cases (171) | ■ P Disturbance |
| ■ Q Criminal Investigation | ■ R Follow-up Investigation | ■ S Criminal Mischief | ■ T Burglary Residence/Vehicle |
| ■ U Theft / Theft of Business | ■ V Citizen Assaulted | ■ W Robbery of an Individual | ■ X Trespass Warning |
| ■ Y Major/Minor Crash | ■ Z Child Custody Disputes | ■ AA Assist The Officer (Pct. 7) | ■ BB Runaway Missing Persons |
| ■ CC Assisted LEA | ■ DD Solicitors | ■ EE Meeting/Event/Ct. | |

B. Patrol Activity by West Belfort Personnel:

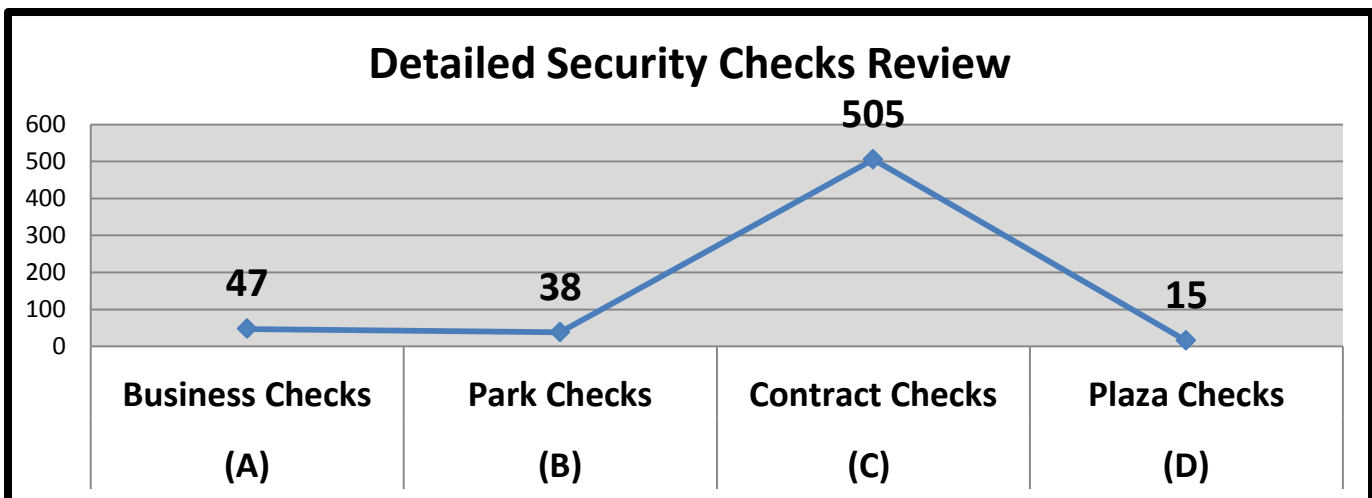


C. Security Checks Monthly Total:

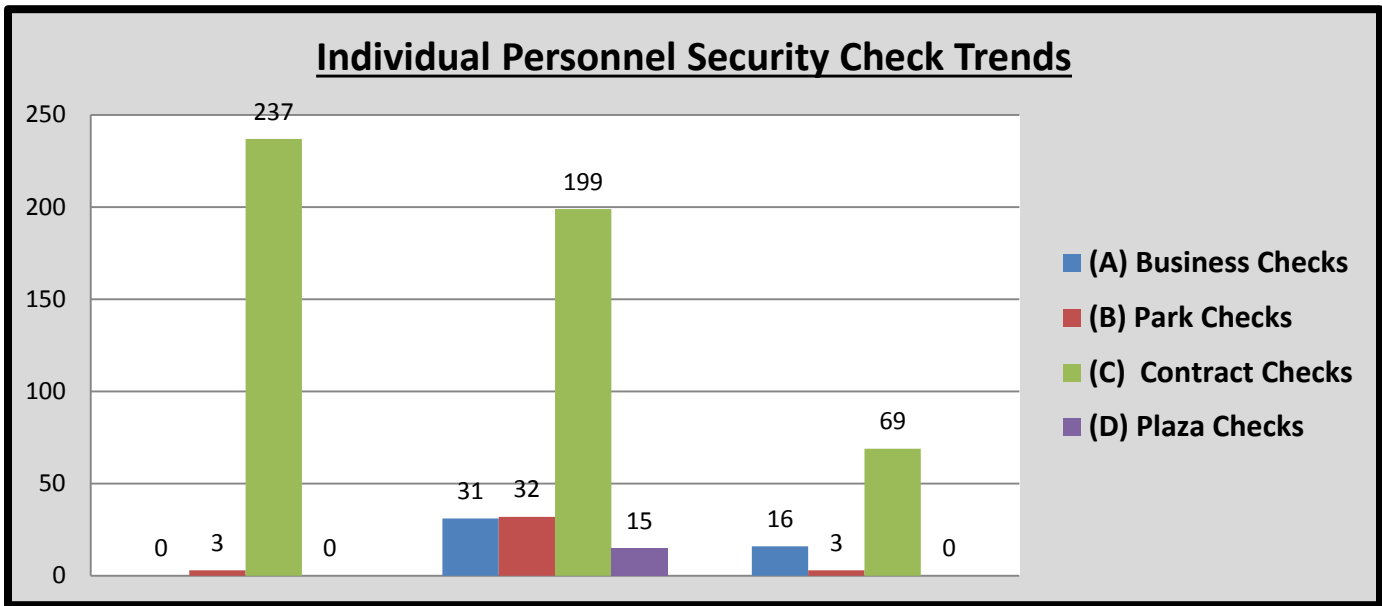
0605

*	Security Checks	7S18	7S28	7S29	TOT	AVER	%
(A)	Business Checks	0	31	16	47	15.7	8%
(B)	Park Checks	3	32	3	38	12.7	6%
(C)	Contract Checks	237	199	69	505	168.3	83%
(D)	Plaza Checks	0	15	0	15	5.0	2%
(E)	<i>Totals</i>	240	277	88	605	201.7	100%

D. Detailed Security Checks Monthly:



E. Individual Personnel Security Check Trends:



F. CIT/MHO Dispositions Monthly Total:

000

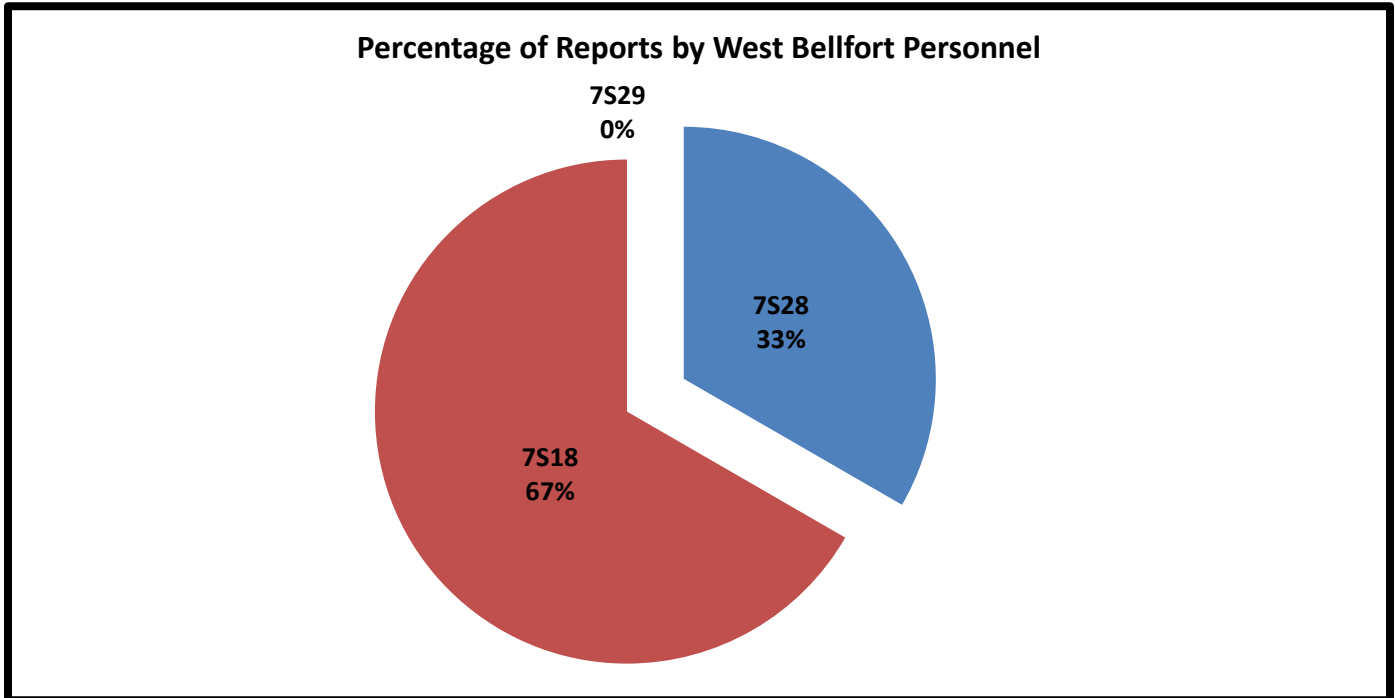
*	C.I.T. Dispositions	7S18	7S28	7S29	TOT	AVER	%
(A)	CIT/MHO Outside Referral	0	0	0	0	0.0	#DIV/0!
(B)	CIT/MHO Transport	0	0	0	0	0.0	#DIV/0!
(C)	CIT/MHO CIT Contact	0	0	0	0	0.0	#DIV/0!
(D)	CIT/MHO Arrest	0	0	0	0	0.0	#DIV/0!
(E)	<i>Totals</i>	0	0	0	0	0.0	#DIV/0!

G. Offense/Incident Reports Monthly Total:

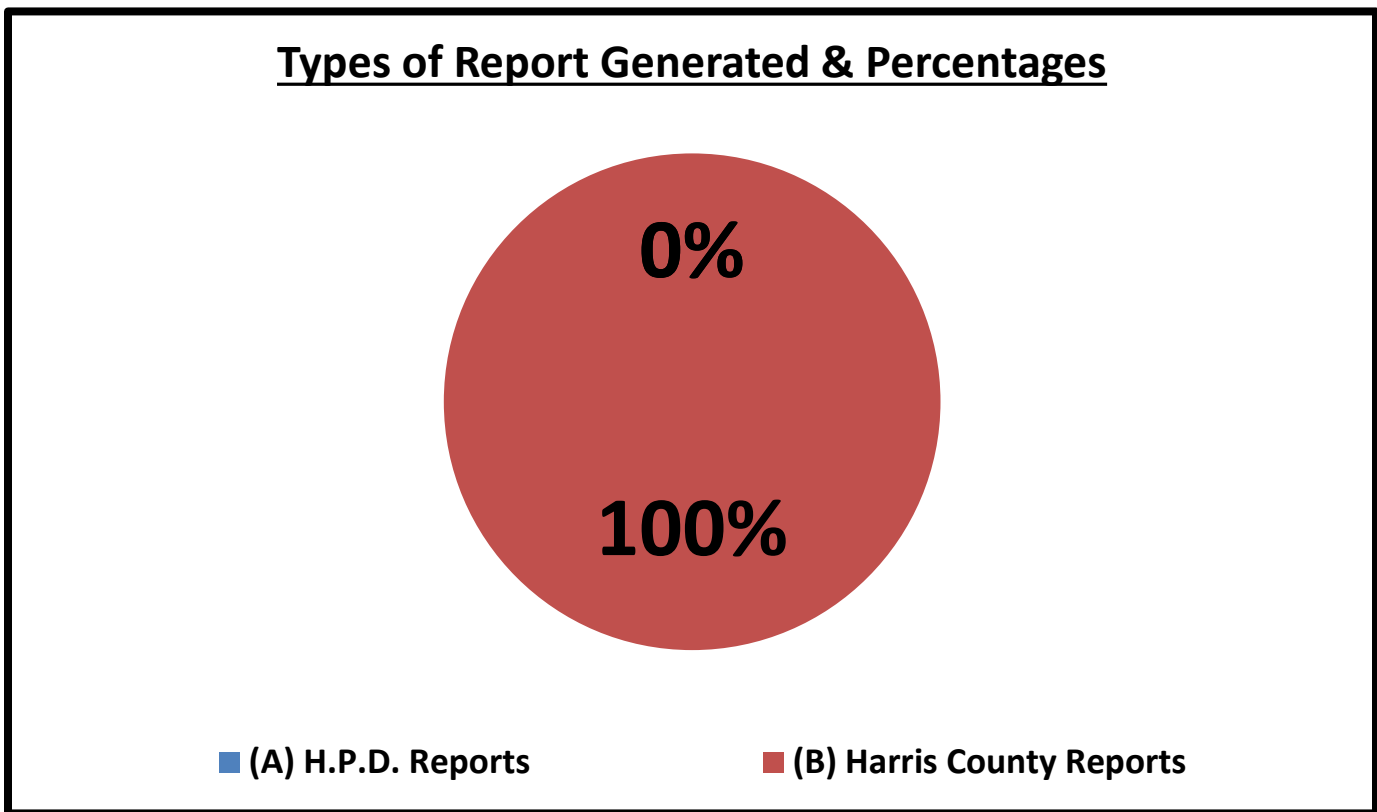
003

*	Offense/Incident Reports	7S18	7S28	7S29	TOT	AVER	%
(A)	H.P.D. Reports	0	0	0	0	0.0	0%
(B)	Harris County Reports	1	2	0	3	1.0	100%
(C)	Crash Investigation Reports	0	0	0	0	0.0	0%
(D)	<i>Totals</i>	1	2	0	3	1.0	100%

H. Report Generation Percentages:



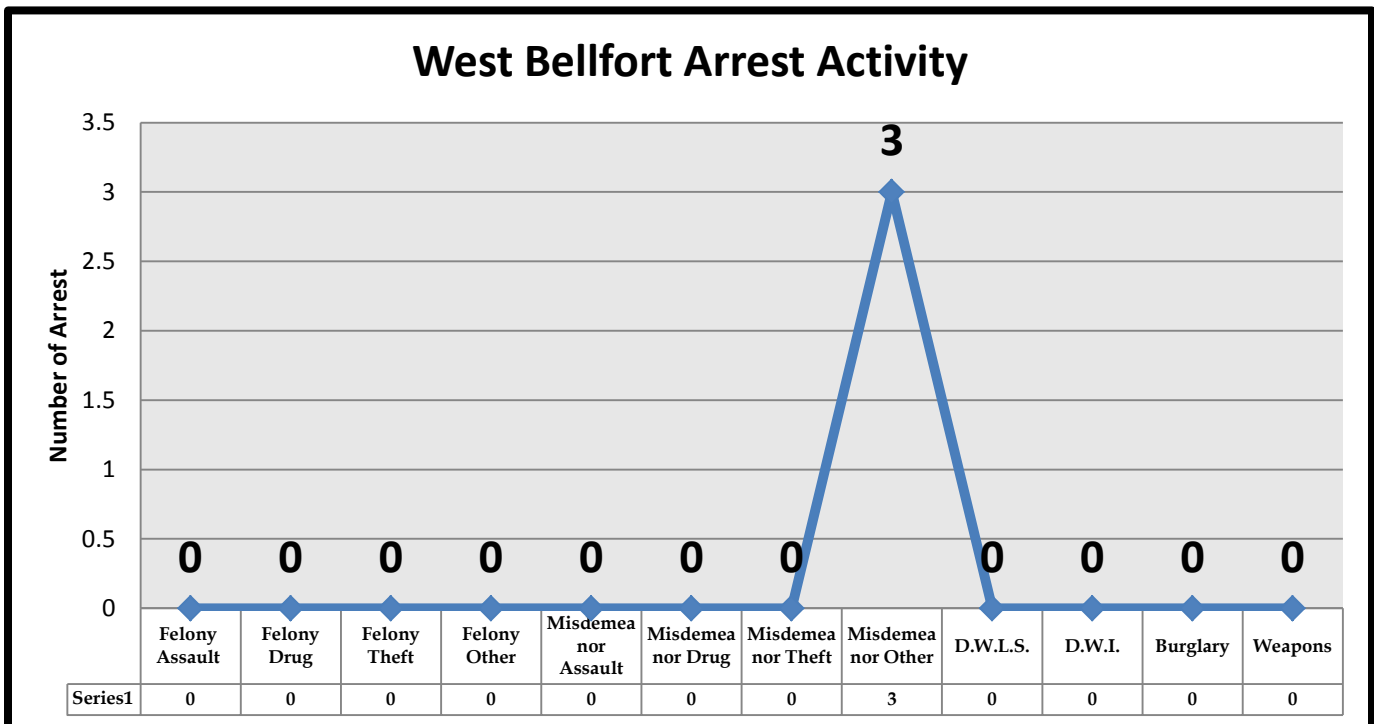
I. Percentages:



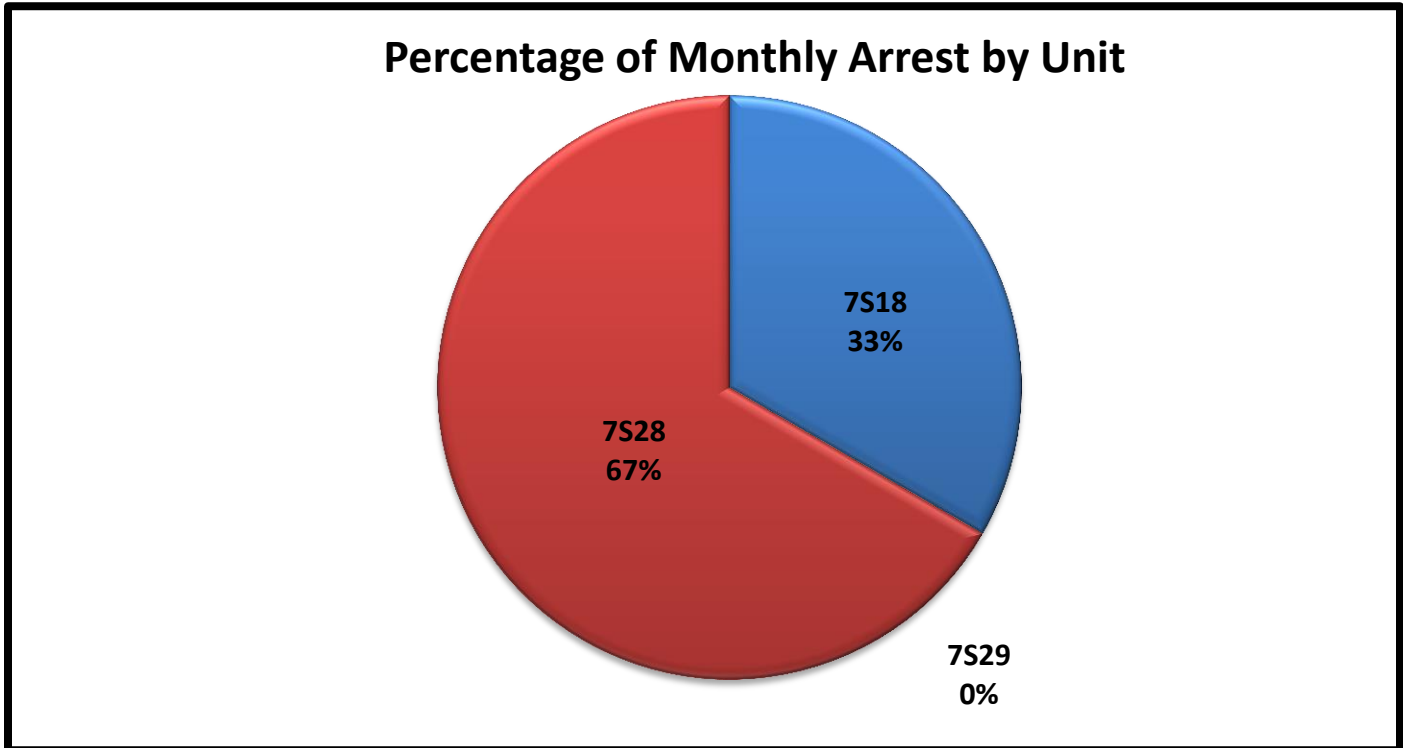
J. Types of Criminal Arrests Monthly Total:

*	Types of Criminal Arrests	7S18	7S28	7S29	TOT	AVER	%
A	Felony Assault	0	0	0	0	0.0	0%
B	Felony Drug	0	0	0	0	0.0	0%
C	Felony Theft	0	0	0	0	0.0	0%
D	Felony Other	0	0	0	0	0.0	0%
E	Misdemeanor Assault	0	0	0	0	0.0	0%
F	Misdemeanor Drug	0	0	0	0	0.0	0%
G	Misdemeanor Theft	0	0	0	0	0.0	0%
H	Misdemeanor Other	1	2	0	3	1.0	100%
I	D.W.L.S.	0	0	0	0	0.0	0%
J	D.W.I.	0	0	0	0	0.0	0%
K	Burglary	0	0	0	0	0.0	0%
L	Weapons	0	0	0	0	0.0	0%
M	Totals	1	2	0	3	1.0	100%

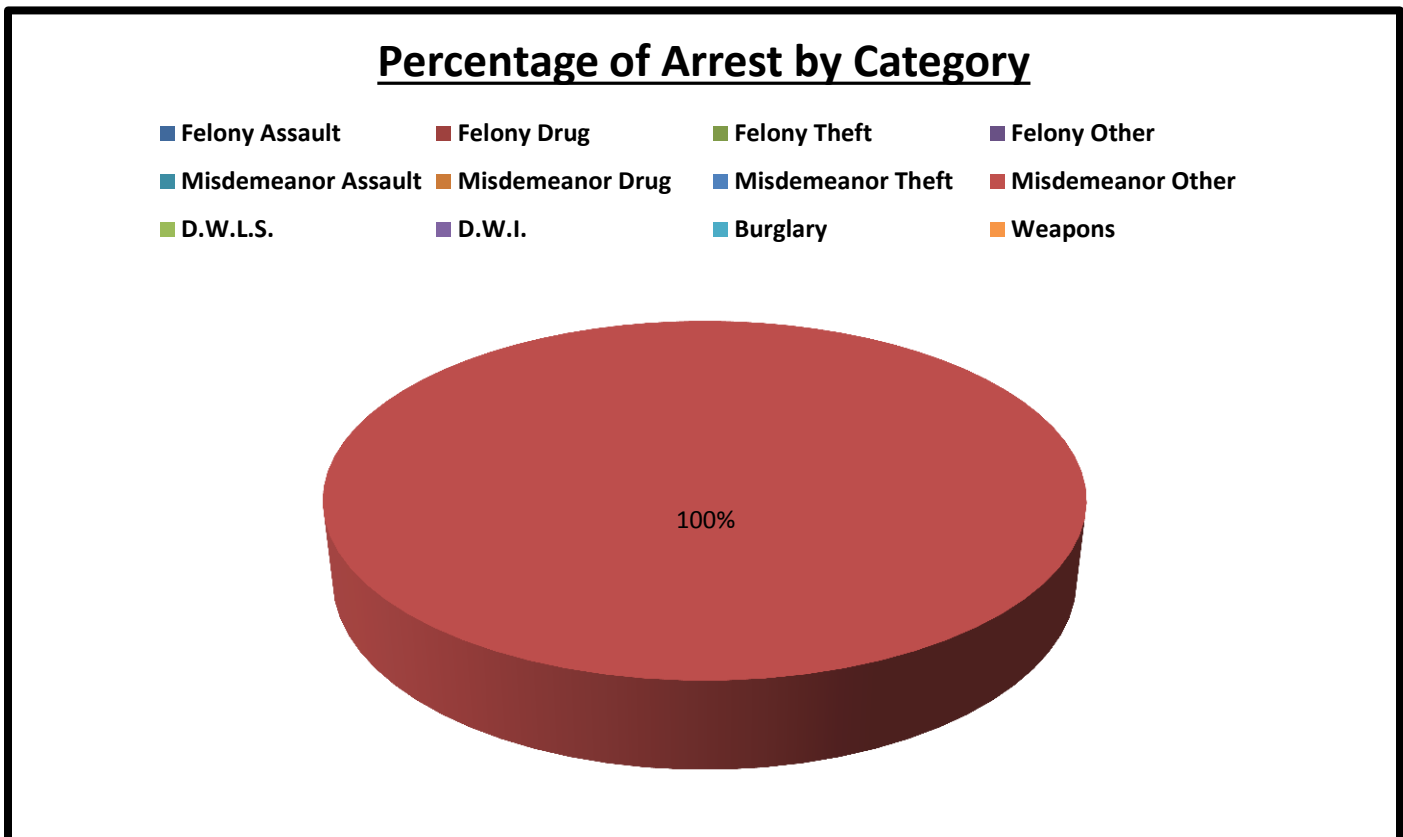
K. Types of Criminal Arrests Monthly Total:



L. Types of Criminal Arrests Monthly Total:



M. Types of Criminal Arrests Monthly Total:



N. Executed Warrant Monthly Total:

002

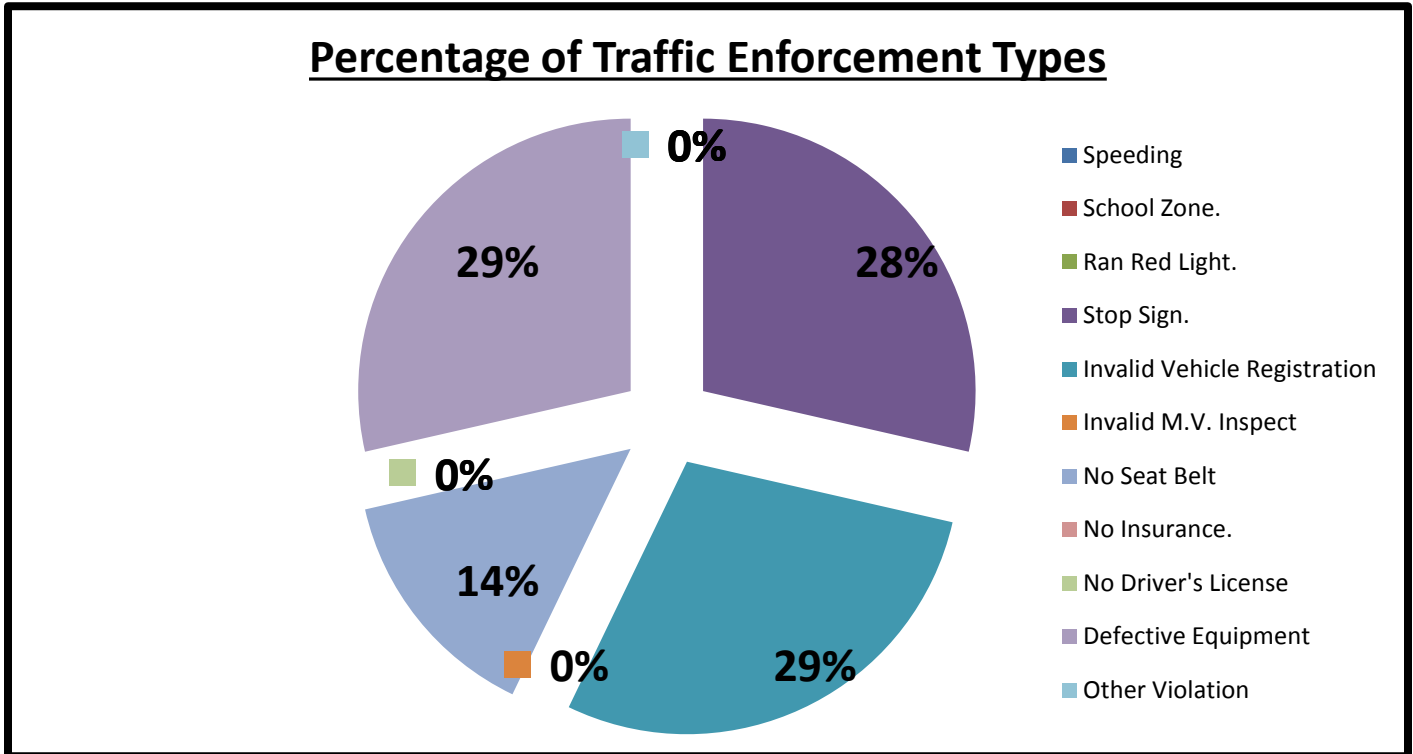
*	Executed Warrants	7S18	7S28	7S29		TOT	AVER	%
(A)	Felony Warrants	0	0	0		0	0.0	0%
(B)	Misdemeanor Warrants	2	0	0		2	0.7	100%
(C)	Totals	2	0	0		2	0.7	100%

O. Traffic Law Enforcement Total:

027

*	Traffic Enforcement	7S18	7S28	7S29		TOT	AVER	%
A	Speeding	0	0	0		0	0.0	0%
B	School Zone.	0	0	0		0	0.0	0%
C	Ran Red Light.	0	0	0		0	0.0	0%
D	Stop Sign.	0	2	0		2	0.7	29%
E	Invalid Vehicle Registration	2	0	0		2	0.7	29%
F	Invalid M.V. Inspect	0	0	0		0	0.0	0%
G	No Seat Belt	1	0	0		1	0.3	14%
H	No Insurance.	0	0	0		0	0.0	0%
I	No Driver's License	0	0	0		0	0.0	0%
J	Defective Equipment	2	0	0		2	0.7	29%
K	Other Violation	0	0	0		0	0.0	0%
L	Written Warnings	0	0	0		0	0.0	0%
M	Verbal Warning	16	1	3		20	6.7	100%
N	Citation	5	2	0		7	2.3	26%
O	Total Violations	21	3	3		27	9.0	100%

P. Traffic Law Enforcement Total:



Q. Citations vs. Warnings Monthly Total:

0027

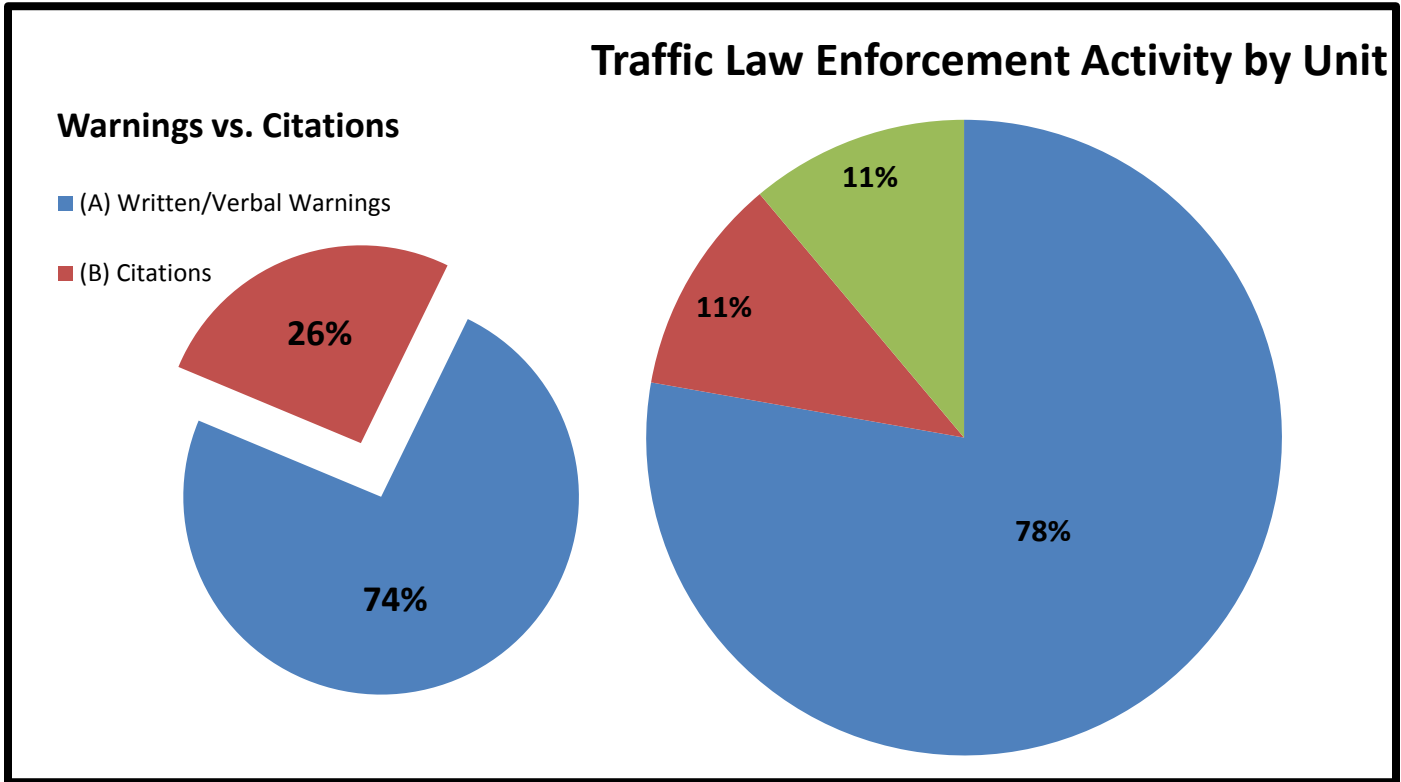
*	Warnings vs. Citations	7S18	7S28	7S29	TOT	AVER	%
(A)	Written/Verbal Warnings	16	1	3	20	6.7	74%
(B)	Citations	5	2	0	7	2.3	26%
(C)	<i>Totals</i>	21	3	3	27	9.0	100%

R. Sources of Calls for Service Monthly Total:

0858

*	Sources of Calls for Service	7S18	7S28	7S29	TOT	AVER	%
(A)	On View	2	58	0	60	20.0	7%
(B)	Dispatched	10	17	4	31	10.3	4%
(C)	Self-Initiated	269	295	203	767	255.7	89%
(D)	<i>Totals</i>	281	370	207	858	286.0	100%

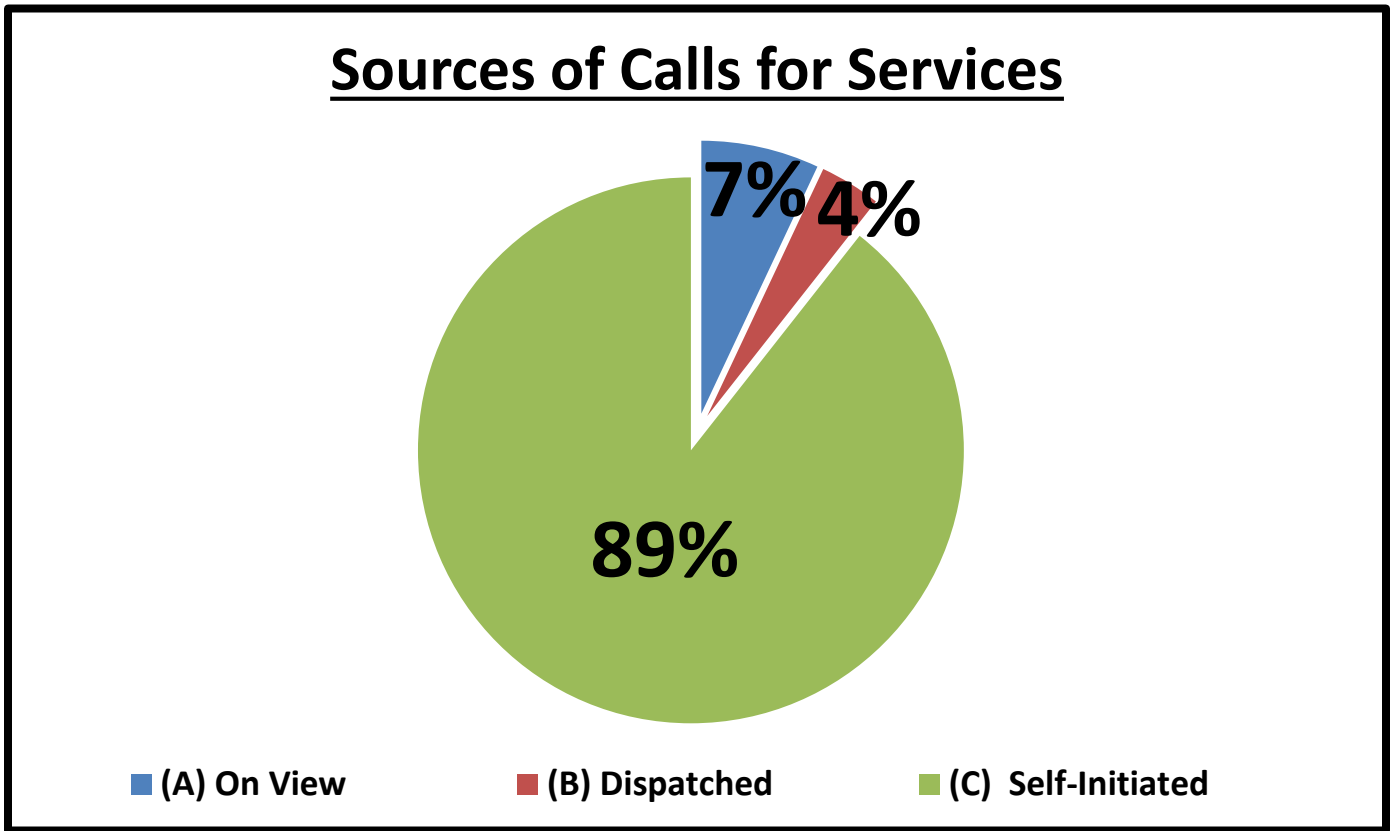
S. Sources of Calls for Service Percentages:



T. Sources of Calls for Service Percentages:

*	<i>Sources of Calls for Service</i>	7S18	7S28	7S29		TOT
(A)	On View	1%	16%	0%		7%
(B)	Dispatched	4%	5%	2%		4%
(C)	Self-Initiated	96%	80%	98%		89%
(D)	<i>Totals</i>	100%	100%	100%		100%

U. Sources of Calls for Service Percentages:



V. Free Reserve Personnel Time Utilized in Contract Monthly Total: 000

*	Free Reserve Personnel Time	7S18	7S28	7S29		TOT	AVER	%	7S15	7S18	7S29
(A)	Totals	0	0	0		0	0.0	#DIV/0!	#####	#DIV/0!	#DIV/0!

W. Monthly Productivity Analysis Report (M.P.A.R.) - Executive Summary:

*	Units	7S18	7S28	7S29		TOT	AVER
1	Patrol Activity	282	372	207		861	287.0
2	Security Checks	240	277	88		605	201.7
3	C.I.T. Interactions	0	0	0		0	0.0
4	Offense/Incident Reports	1	2	0		3	1.0
*	<i>Total Service Calls</i>	523	651	295		1469	489.7
1	Criminal Arrests	1	2	0		3	1.0
2	Citations Issued	5	2	0		7	2.3
3	Written & Verbal Warnings	16	1	3		20	6.7
*	<i>Enforcement Service Calls</i>	22	5	3		30	10.0
*	<i>Total Hours</i>	160	160	160		480	160.0
1	Sick Time Used	0	0	0		0	0.0
2	Vacation Time Used	16	0	24		40	13.3
3	Training Time Used	0	0	0		0	0.0
4	Compensatory Time Used	0	0	0		0	0.0
*	<i>Hours Actually Worked</i>	144	160	136		440	146.7
*	<i>Unit Productivity Ratio</i>	3.8	4.1	2.2		3.4	3.4

X. Mileage Total:

2704

*	Mileage	7S18	7S28	7S29		TOT	AVER	%
(A)	<i>Totals</i>	992	737	975		2704	901.3	314%

Y. Patrol Alert Submission Report:

*	Received					Subject
29x	Date	Time	Code	Location		
A.	May 04	2054 hours	WBPA – ID452	7906 Duffield		Extra patrol requested at the location to deter any criminal activity and due to recent suspicious person observed in the area.

*	Received					Subject
12x	Date	Time	Code	Location		
A.	May 08	1540 hours	WBPA – ID457	7700 Creekbend		Extra patrol requested at the location to deter any criminal activity.

*	<i>Received</i>				Subject
<i>06x</i>	<i>Date</i>	<i>Time</i>	<i>Code</i>	<i>Location</i>	Extra patrol requested at the location to deter any criminal activity due to recent eviction being served on resident.
A.	May 19	1906 hours	WBPA – ID478	10831 Villa Lea	

Z. Incident Summaries:

01.	MAY 02, 2017	2100 HOURS	BURGLARY MOTOR VEHICLE		DEPUTY D. PITTS	
	EVENINGSHIFT:	8000 CANDLE	WB	“M”	HC:	17-0070328
	<p>On May 02, 2017, on Tuesday, 2118 hours, while on patrol in the “West Bellfort” Contract, I, Deputy I, Deputy D. Pitts (riding unit 87S15) with the Harris County Constables Department of Precinct 7 was dispatched to a report of a Burglary of a Motor Vehicle. I investigated the scene, lifted latent prints, and generated an ARS report. The patrol activity type is “PAT=T”.</p>					
02.	MAY 25, 2017	1100 HOURS	WARRANT ARREST		DEPUTY W. NOWLIN III	
	DAYSHIFT:	4500 SOUTH LOOP W	WB	“M”	HC:	17-0083986
	<p>On May 25, 2017 a Thursday, at approximately 1145 hours, while on patrol in the “West Bellfort” Contract, I, Deputy I, W. Nowlin III with the Harris County Constables Department of Precinct 7 was dispatched to back up fellow Deputy G. Johnson who stopped a suspect vehicle for speeding. Suspect was found to be a fugitive from justice and was subsequently arrested. Suspect was transported to Harris County Jail. The patrol activity type is “PAT=AA”.</p>					
03.	MAY 26, 2017	1900 HOURS	ASSAULT OF FAMILY MEMBE		DEPUTY D. PITTS	
	EVENINGSHIFT:	8200 WEST BELLFOR	WB	“M”	HC:	17-0084936
	<p>On May 26, 2017 a Friday, at approximately 1932 hours, while on patrol in the “West Bellfort” Contract, I, Deputy D. Pitts (riding unit 87S15) with the Harris County Constables Department of Precinct called back by the complainant to the previously dispatch location in reference to Criminal Mischief. I spoke with the complainant and found that they were not only assaulted, but their vehicle was taken without consent by partner. I investigated the scene before contacting the DA who accepted charges for Family Assault by Impeding Breath and Unauthorized Use of a Motor Vehicle. A to be warrant was filed on the suspect. The patrol activity type is “PAT=V”.</p>					

AA. Hotspot Report:

See Appendix A1 for Hotspot Report:

Please note: 87s18 = Deputy W. Nowlin, 87s28 = Deputy D. Pitts and 87s29 = Deputy N. Anton.

Sergeant Jon Meek

Sergeant Jon Meek
Neighborhood Patrol Division, First Line Supervisor
Harris County Constable's Office of Precinct 713-643-6602