



**MAY WALKER**, CONSTABLE  
PRECINCT SEVEN  
HARRIS COUNTY, TEXAS

MAIN OFFICE  
5300 Griggs Road  
Houston, Texas 77021  
PHONE (713) 643-6602  
FAX (713) 643-3401

**Date: April 11, 2017**

From: Sergeant Jon Meek  
Neighborhood Patrol Division, First Line Supervisor  
Harris County Constable's Office of Precinct "7"

To: Property Owners Association  
Board of Directors & Management Company

Subject: March Monthly Productivity Analysis Report  
Enclosure: **MPAR – March 2017**  
Distribution: Executive Command Staff & Board of Directors & Management Company

The purpose of this "**Monthly Productivity Analysis Report**" (M.P.A.R.) is to provide the executive command staff with the appropriate data to analyze the productivity of assigned personnel and their shifts' activities to allow for the validation of individual and divisional performance evaluations. With regard to the specific contents of the report, there are 18 distinctive component parts of this report. These components are enumerated below:

- |  |   |
|--|---|
| 01. Patrol Activity Details                | 10. Traffic Enforcement Report                |
| 02. Patrol Activity Analytical Summary     | 11. Trends & Percentages of Traffic           |
| 03. Patrol Activity Percentages & Trends   | 12. Citation & Warning Issuance Review        |
| 04. Security Checks Report                 | 13. Call for Service Report ( <i>C.F.S.</i> ) |
| 05. Security Checks Percentages & Trends   | 14. Trends & Percentages for <i>C.F.S.</i>    |
| 06. Crisis Intervention Disposition Report | 15. Overtime Report (service at no Cost)      |
| 07. Offense/Incident Generation Report     | 16. Reserve Deputy Use (at no Cost)           |
| 08. Criminal Arrest Types Report           | 17. Incident Summarization                    |
| 09. Warrant Execution Report               | 18. Hotspot Report Data Review                |

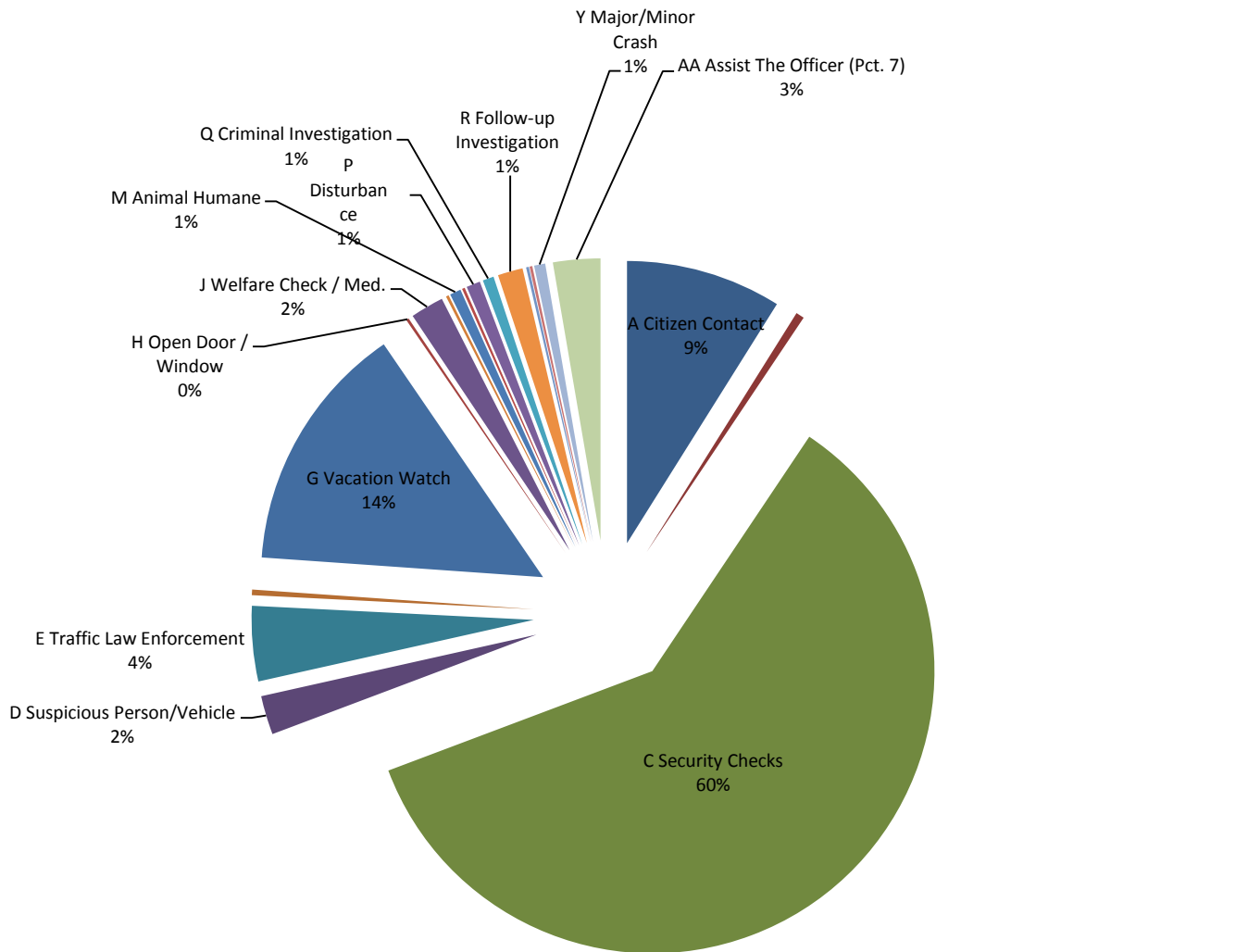
A cursory analysis of the statistical data from this report should be demonstrative of the quality of performance of this agency in realizing the contractual obligations and the overall achievement of the goals and objectives of this Agency and the Contract Division.

# A. Patrol Activity Monthly Total:

* Patrol Activity Types	7S15	7S18	7S29	TOT	AVER	%	7S15	7S18	7S29
A Citizen Contact	29	5	22	56	18.7	9%	52%	9%	39%
B Patrol Alert	0	1	2	3	1.0	0%	0%	33%	67%
C Security Checks	80	223	73	376	125.3	60%	21%	59%	19%
D Suspicious Person/Vehicle	8	5	1	14	4.7	2%	57%	36%	7%
E Traffic Law Enforcement	5	19	3	27	9.0	4%	19%	70%	11%
F Offense/Incident Reports	0	2	0	2	0.7	0%	0%	100%	0%
G Vacation Watch	25	23	42	90	30.0	14%	28%	26%	47%
H Open Door / Window	0	1	0	1	0.3	0%	0%	100%	0%
I Assist Contract Citizen	0	0	0	0	0.0	0%	#####	#DIV/0!	#DIV/0!
J Welfare Check / Med.	1	3	8	12	4.0	2%	8%	25%	67%
K Traffic Initiative	0	0	0	0	0.0	0%	#####	#DIV/0!	#DIV/0!
L Traffic Hazard	1	0	0	1	0.3	0%	100%	0%	0%
M Animal Humane	1	2	1	4	1.3	1%	25%	50%	25%
N Alarms	1	0	0	1	0.3	0%	100%	0%	0%
O Mental Cases (171)	0	0	0	0	0.0	0%	#####	#DIV/0!	#DIV/0!
P Disturbance	4	1	0	5	1.7	1%	80%	20%	0%
Q Criminal Investigation	1	0	3	4	1.3	1%	25%	0%	75%
R Follow-up Investigation	1	8	0	9	3.0	1%	11%	89%	0%
S Criminal Mischief	0	1	0	1	0.3	0%	0%	100%	0%
T Burglary Residence/Vehicle	0	1	0	1	0.3	0%	0%	100%	0%
U Theft / Theft of Business	0	0	0	0	0.0	0%	#####	#DIV/0!	#DIV/0!
V Citizen Assaulted	0	0	0	0	0.0	0%	#####	#DIV/0!	#DIV/0!
W Robbery of an Individual	0	0	0	0	0.0	0%	#####	#DIV/0!	#DIV/0!
X Trespass Warning	0	0	0	0	0.0	0%	#####	#DIV/0!	#DIV/0!
Y Major/Minor Crash	2	2	0	4	1.3	1%	50%	50%	0%
Z Child Custody Disputes	0	0	0	0	0.0	0%	#####	#DIV/0!	#DIV/0!
AA Assist The Officer (Pct. 7)	1	2	14	17	5.7	3%	6%	12%	82%
BB Runaway Missing Persons	0	0	0	0	0.0	0%	#####	#DIV/0!	#DIV/0!
CC Assisted LEA	0	0	0	0	0.0	0%	#####	#DIV/0!	#DIV/0!
DD Solicitors	0	0	0	0	0.0	0%	#####	#DIV/0!	#DIV/0!
EE Meeting/Event/Ct.	0	0	0	0	0.0	0%	#####	#DIV/0!	#DIV/0!
* MONTH TOTALS	160	299	169	628	209.3	100%	25%	48%	27%

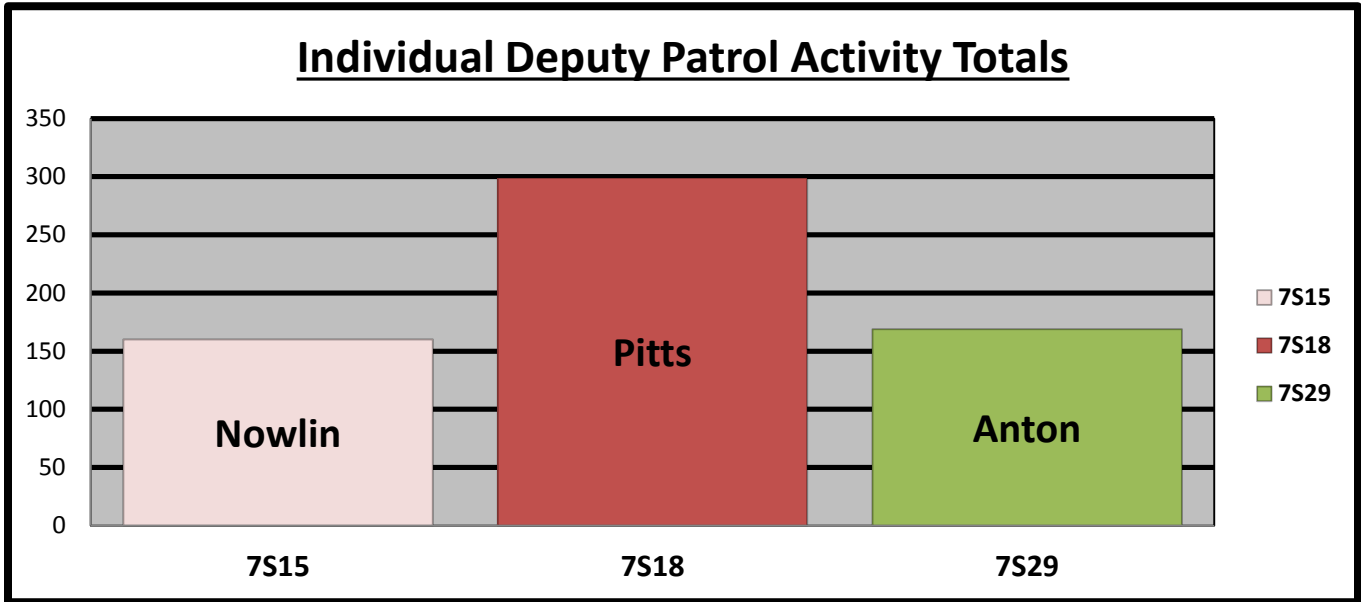
# A1. Patrol Activity Percentage:

## Percentage of Patrol Activity



- |                               |                              |                                  |                                |
|-------------------------------|------------------------------|----------------------------------|--------------------------------|
| ■ A Citizen Contact           | ■ B Patrol Alert             | ■ C Security Checks              | ■ D Suspicious Person/Vehicle  |
| ■ E Traffic Law Enforcement   | ■ F Offense/Incident Reports | ■ G Vacation Watch               | ■ H Open Door / Window         |
| ■ I Assist Contract Citizen   | ■ J Welfare Check / Med.     | ■ K Traffic Initiative           | ■ L Traffic Hazard             |
| ■ M Animal Humane             | ■ N Alarms                   | ■ O Mental Cases (171)           | ■ P Disturbance                |
| ■ Q Criminal Investigation    | ■ R Follow-up Investigation  | ■ S Criminal Mischief            | ■ T Burglary Residence/Vehicle |
| ■ U Theft / Theft of Business | ■ V Citizen Assaulted        | ■ W Robbery of an Individual     | ■ X Trespass Warning           |
| ■ Y Major/Minor Crash         | ■ Z Child Custody Disputes   | ■ AA Assist The Officer (Pct. 7) | ■ BB Runaway Missing Persons   |
| ■ CC Assisted LEA             | ■ DD Solicitors              | ■ EE Meeting/Event/Ct.           |                                |

**B. Patrol Activity by West Bellfort Personnel:**

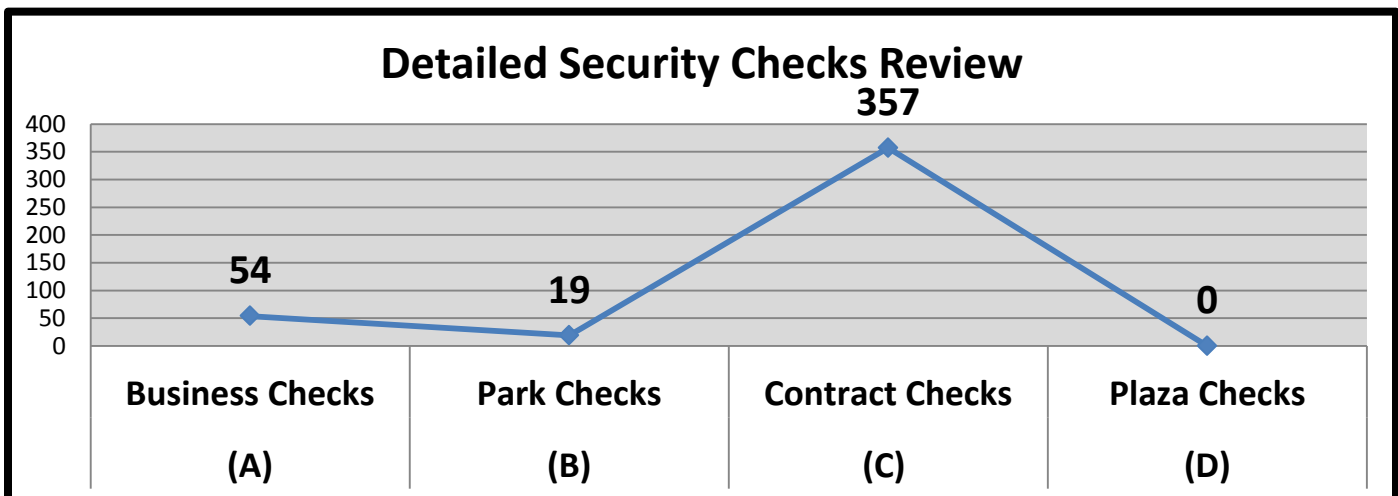


**C. Security Checks Monthly Total:**

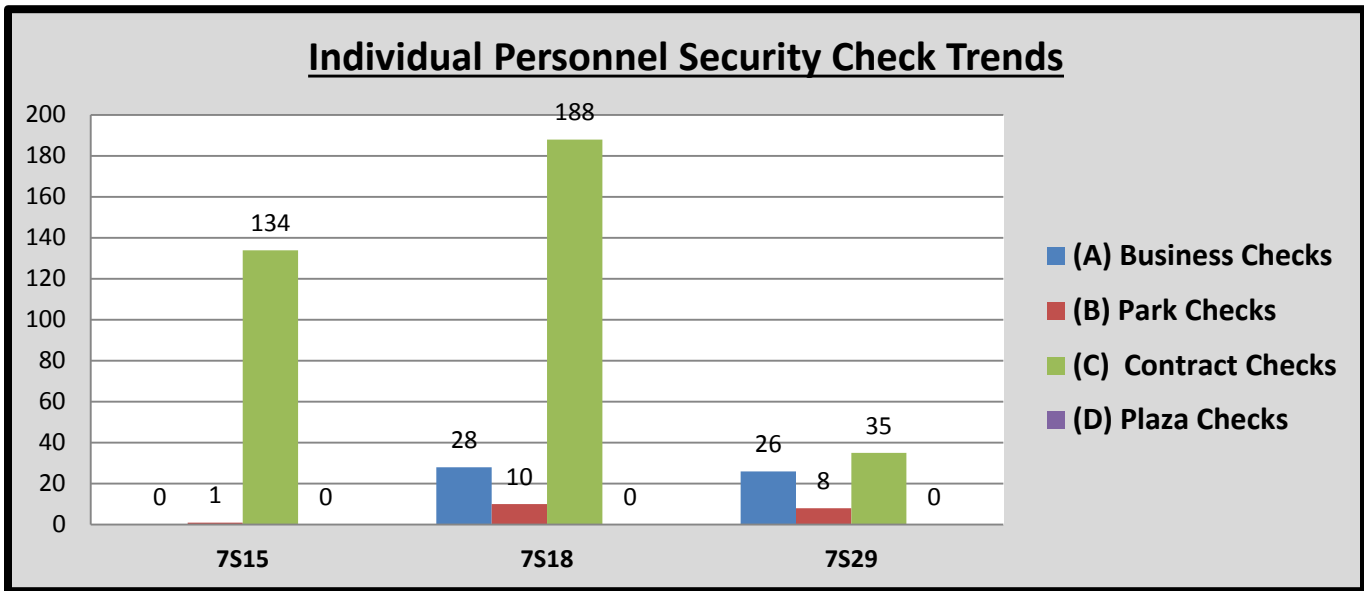
**0430**

* Security Checks	7S15	7S18	7S29	TOT	AVER	%	7S15	7S18	7S29
(A) Business Checks	0	28	26	54	18.0	13%	0%	52%	48%
(B) Park Checks	1	10	8	19	6.3	4%	5%	53%	42%
(C) Contract Checks	134	188	35	357	119.0	83%	38%	53%	10%
(D) Plaza Checks	0	0	0	0	0.0	0%	#####	#DIV/0!	#DIV/0!
(E) Totals	135	226	69	430	143.3	100%	31%	53%	16%

**D. Detailed Security Checks Monthly:**



**E. Individual Personnel Security Check Trends:**



**F. CIT/MHO Dispositions Monthly Total:**

**000**

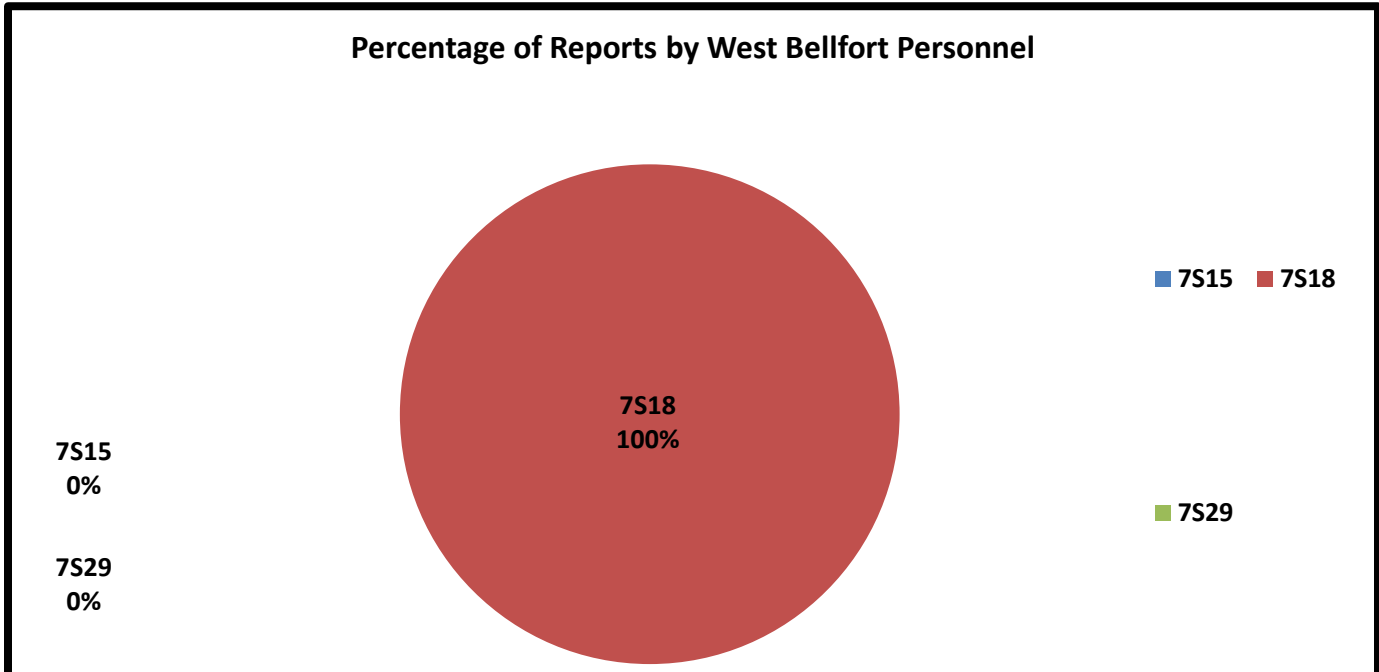
* C.I.T. Dispositions	7S15	7S18	7S29	TOT	AVER	%	7S15	7S18	7S29
(A) CIT/MHO Outside Referral	0	0	0	0	0.0	#DIV/0!	#####	#DIV/0!	#DIV/0!
(B) CIT/MHO Transport	0	0	0	0	0.0	#DIV/0!	#####	#DIV/0!	#DIV/0!
(C) CIT/MHO CIT Contact	0	0	0	0	0.0	#DIV/0!	#####	#DIV/0!	#DIV/0!
(D) CIT/MHO Arrest	0	0	0	0	0.0	#DIV/0!	#####	#DIV/0!	#DIV/0!
<b>Totals</b>	<b>0</b>	<b>0</b>	<b>0</b>	<b>0</b>	<b>0.0</b>	<b>#DIV/0!</b>	<b>#####</b>	<b>#DIV/0!</b>	<b>#DIV/0!</b>

**G. Offense/Incident Reports Monthly Total:**

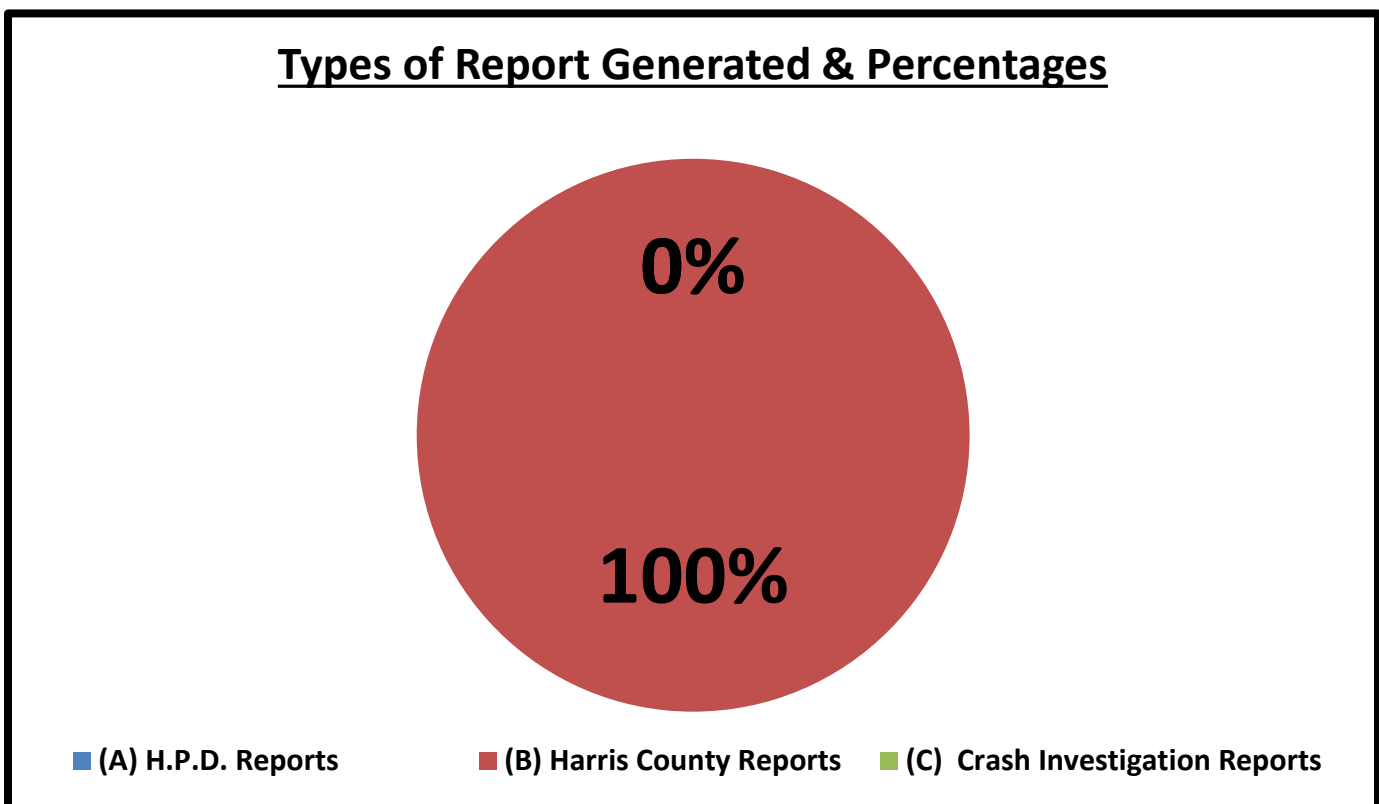
**002**

* Offense/Incident Reports	7S15	7S18	7S29	TOT	AVER	%	7S15	7S18	7S29
(A) H.P.D. Reports	0	0	0	0	0.0	0%	#####	#DIV/0!	#DIV/0!
(B) Harris County Reports	0	2	0	2	0.7	100%	0%	100%	0%
(C) Crash Investigation Reports	0	0	0	0	0.0	0%	#####	#DIV/0!	#DIV/0!
<b>Totals</b>	<b>0</b>	<b>2</b>	<b>0</b>	<b>2</b>	<b>0.7</b>	<b>100%</b>	<b>0%</b>	<b>100%</b>	<b>0%</b>

## H. Report Generation Percentages:



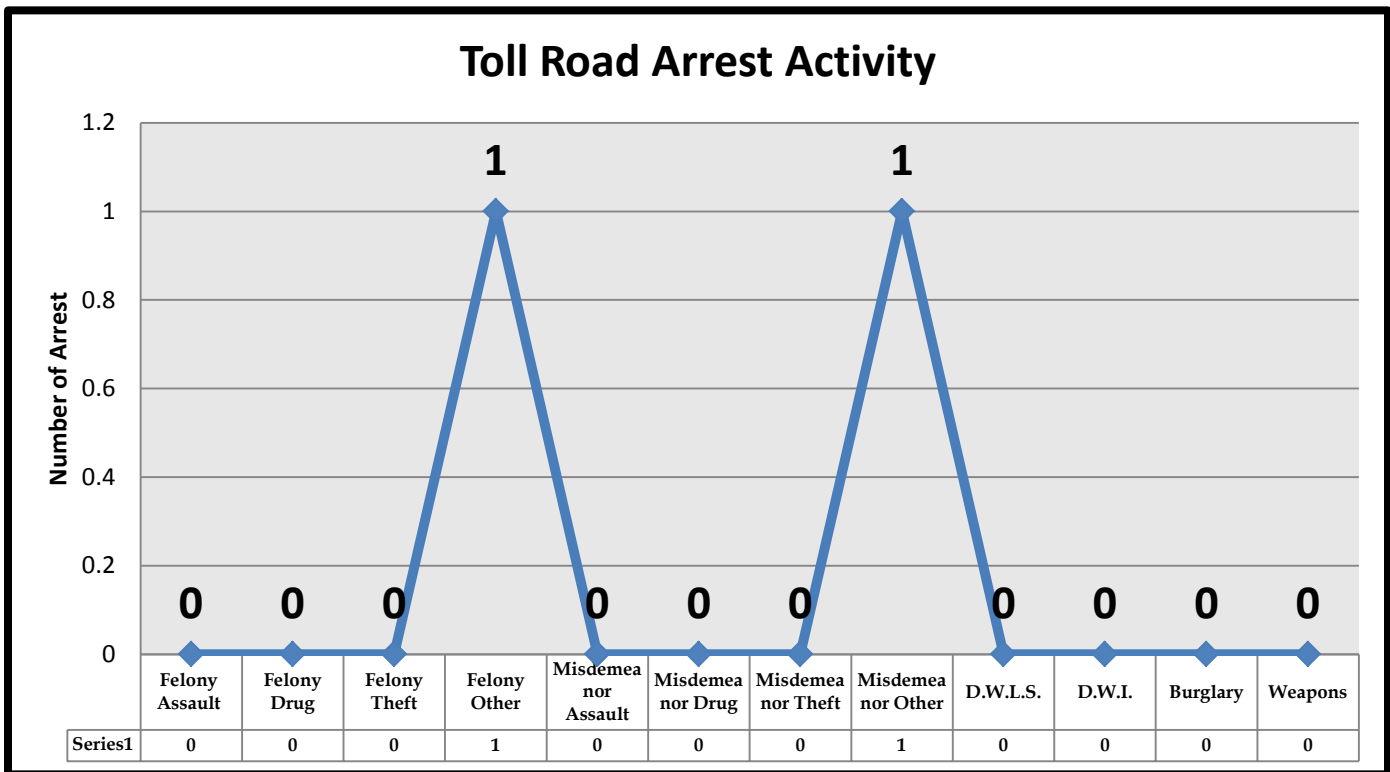
## I. Percentages:



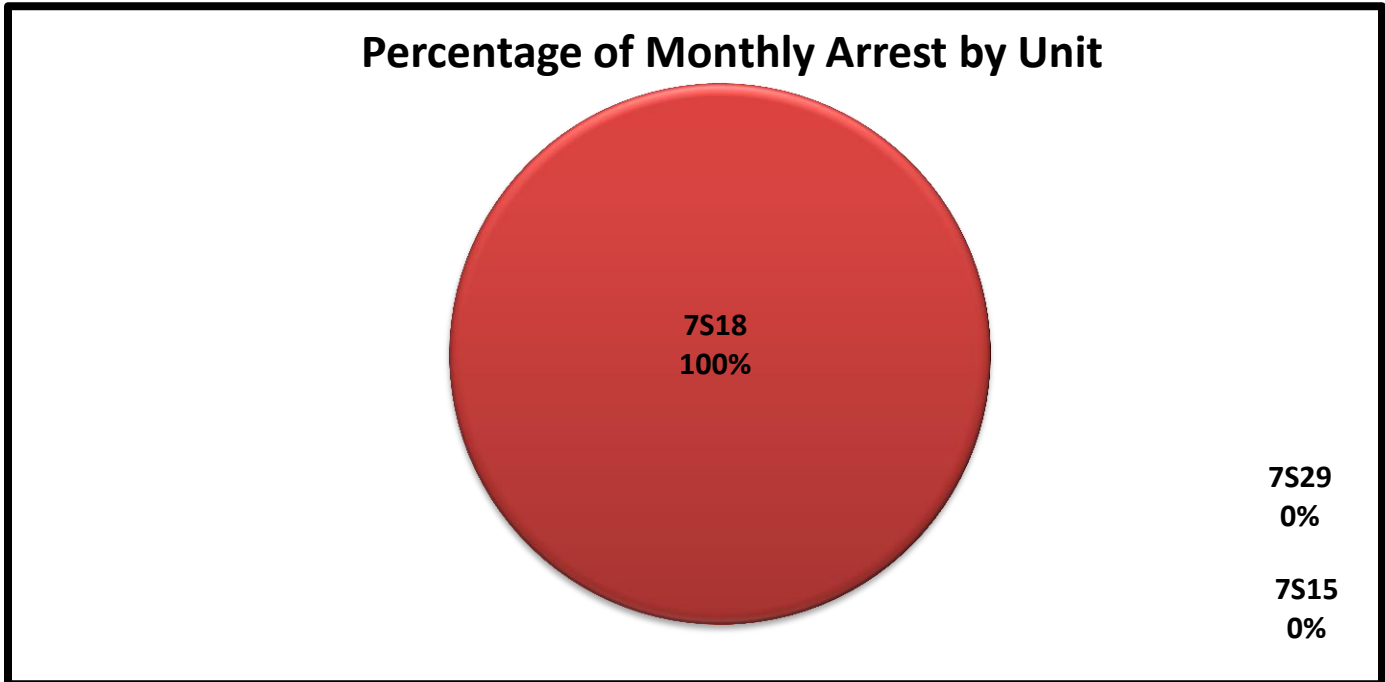
## J. Types of Criminal Arrests Monthly Total:

*	Types of Criminal Arrests	7S15	7S18	7S29	TOT	AVER	%	7S15	7S18	7S29
A	Felony Assault	0	0	0	0	0.0	0%	#####	#DIV/0!	#DIV/0!
B	Felony Drug	0	0	0	0	0.0	0%	#####	#DIV/0!	#DIV/0!
C	Felony Theft	0	0	0	0	0.0	0%	#####	#DIV/0!	#DIV/0!
D	Felony Other	0	1	0	1	0.3	50%	0%	100%	0%
E	Misdemeanor Assault	0	0	0	0	0.0	0%	#####	#DIV/0!	#DIV/0!
F	Misdemeanor Drug	0	0	0	0	0.0	0%	#####	#DIV/0!	#DIV/0!
G	Misdemeanor Theft	0	0	0	0	0.0	0%	#####	#DIV/0!	#DIV/0!
H	Misdemeanor Other	0	1	0	1	0.3	50%	0%	100%	0%
I	D.W.L.S.	0	0	0	0	0.0	0%	#####	#DIV/0!	#DIV/0!
J	D.W.I.	0	0	0	0	0.0	0%	#####	#DIV/0!	#DIV/0!
K	Burglary	0	0	0	0	0.0	0%	#####	#DIV/0!	#DIV/0!
L	Weapons	0	0	0	0	0.0	0%	#####	#DIV/0!	#DIV/0!
M	Totals	0	2	0	2	0.7	100%	0%	100%	0%

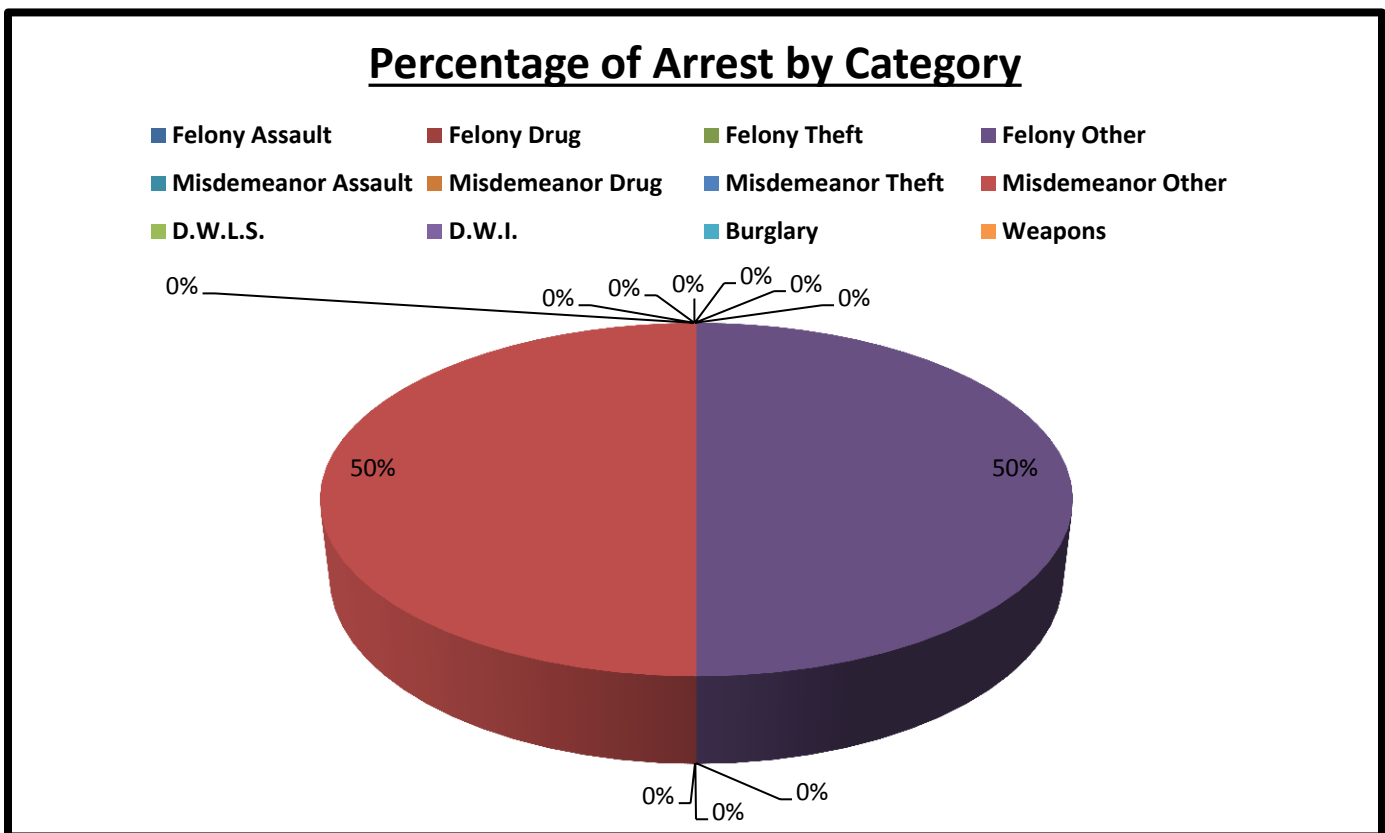
## K. Types of Criminal Arrests Monthly Total:



**L. Types of Criminal Arrests Monthly Total:**



**M. Types of Criminal Arrests Monthly Total:**





**N. Executed Warrant Monthly Total:**

**002**

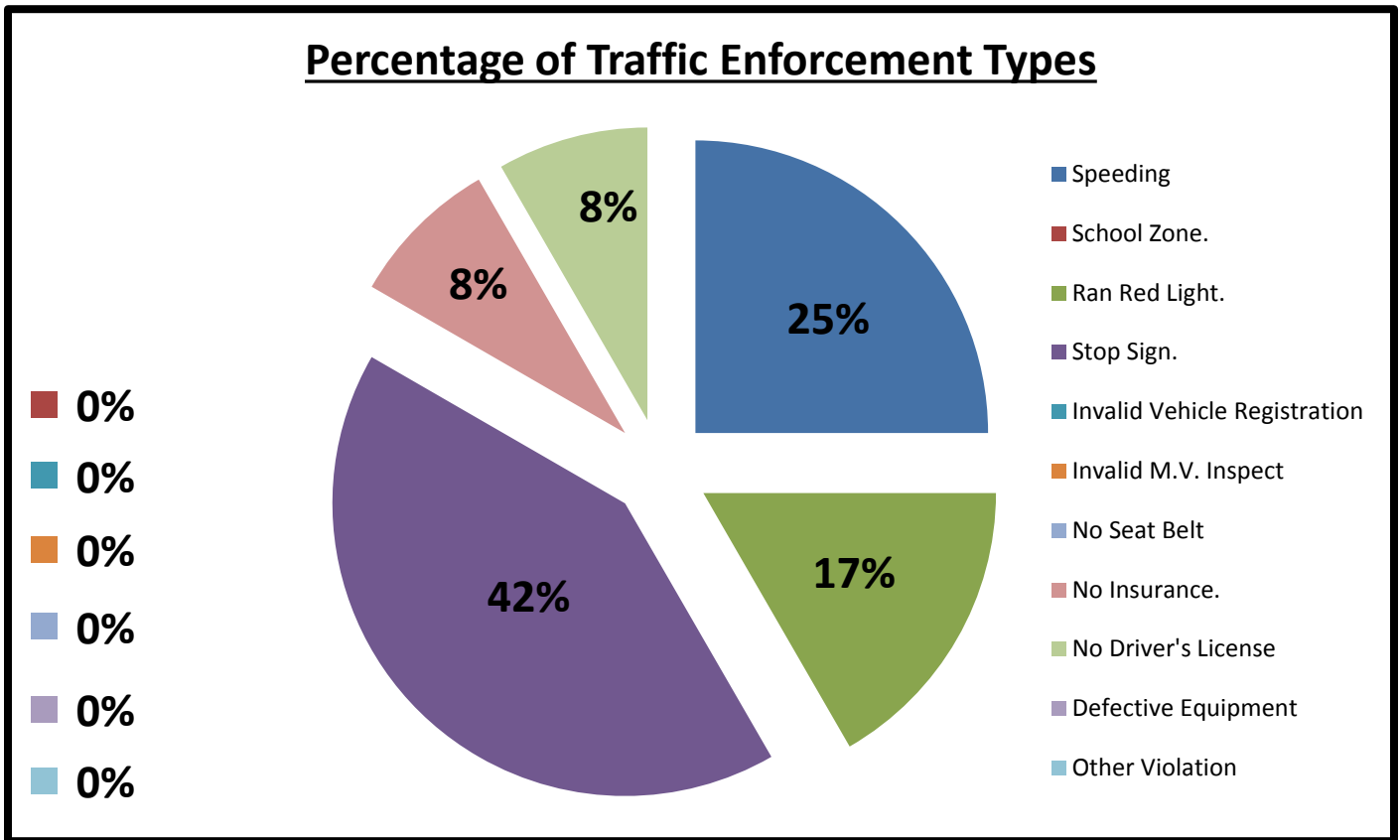
*	<i>Executed Warrants</i>	7S15	7S18	7S29	TOT	AVER	%	7S15	7S18	7S29
(A)	Felony Warrants	0	1	0	1	0.3	50%	0%	100%	0%
(B)	Misdemeanor Warrants	0	1	0	1	0.3	50%	0%	100%	0%
(C)	<i>Totals</i>	0	2	0	2	0.7	100%	0%	100%	0%

**O. Traffic Law Enforcement Total:**

**022**

*	<i>Traffic Enforcement</i>	7S15	7S18	7S29	TOT	AVER	%	7S15	7S18	7S29
A	Speeding	0	3	0	3	1.0	25%	0%	100%	0%
B	School Zone.	0	0	0	0	0.0	0%	#####	#DIV/0!	#DIV/0!
C	Ran Red Light.	1	1	0	2	0.7	17%	50%	50%	0%
D	Stop Sign.	1	4	0	5	1.7	42%	20%	80%	0%
E	Invalid Vehicle Registration	0	0	0	0	0.0	0%	#####	#DIV/0!	#DIV/0!
F	Invalid M.V. Inspect	0	0	0	0	0.0	0%	#####	#DIV/0!	#DIV/0!
G	No Seat Belt	0	0	0	0	0.0	0%	#####	#DIV/0!	#DIV/0!
H	No Insurance.	0	1	0	1	0.3	8%	0%	100%	0%
I	No Driver's License	0	1	0	1	0.3	8%	0%	100%	0%
J	Defective Equipment	0	0	0	0	0.0	0%	#####	#DIV/0!	#DIV/0!
K	Other Violation	0	0	0	0	0.0	0%	#####	#DIV/0!	#DIV/0!
L	Written Warnings	0	0	0	0	0.0	0%	#####	#DIV/0!	#DIV/0!
M	Verbal Warning	3	4	3	10	3.3	100%	30%	40%	30%
N	Citation	2	10	0	12	4.0	55%	17%	83%	0%
O	<b>Total Violations</b>	5	14	3	22	7.3	100%	23%	64%	14%

**P. Traffic Law Enforcement Total:**



**Q. Citations vs. Warnings Monthly Total:**

**0022**

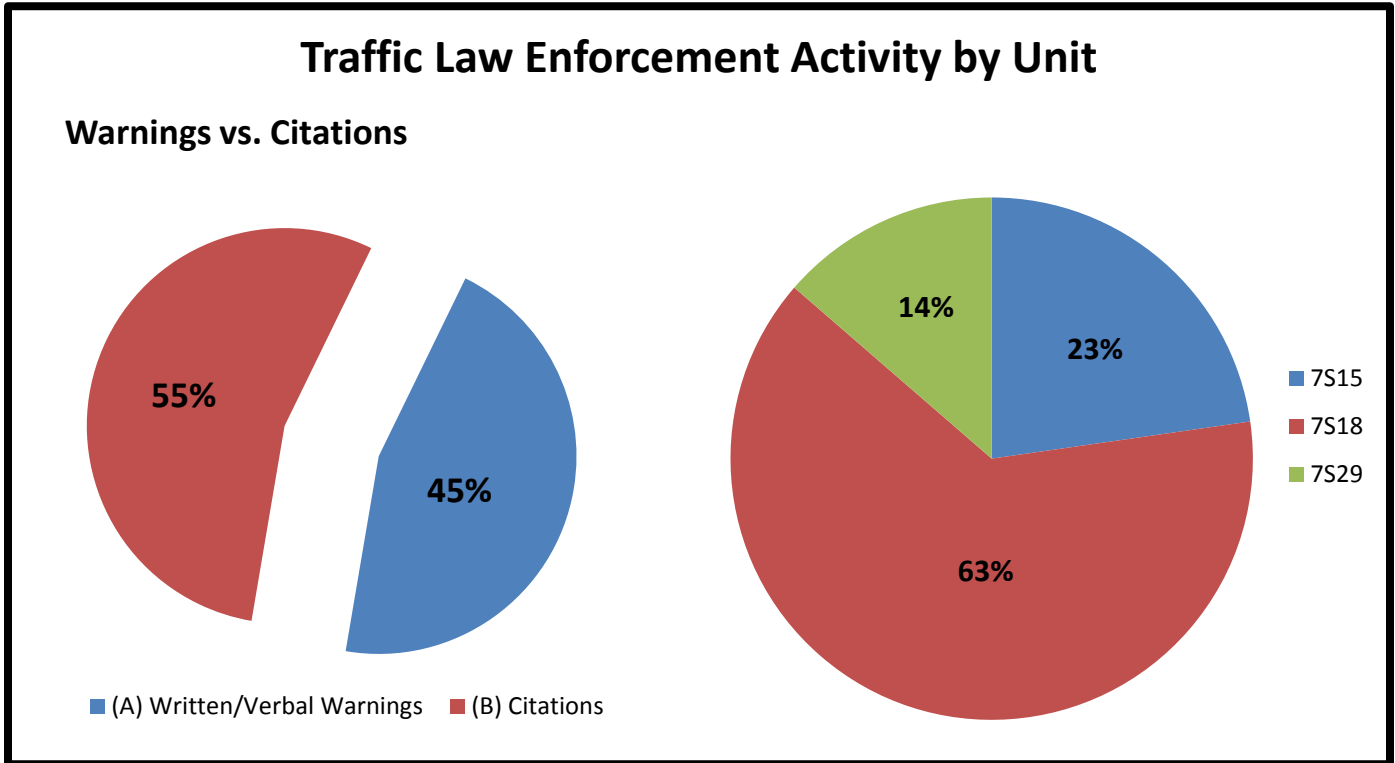
*	Warnings vs. Citations	7S15	7S18	7S29	TOT	AVER	%	7S15	7S18	7S29
(A)	Written/Verbal Warnings	3	4	3	10	3.3	45%	30%	40%	30%
(B)	Citations	2	10	0	12	4.0	55%	17%	83%	0%
(C)	<i>Totals</i>	5	14	3	22	7.3	100%	23%	64%	14%

**R. Sources of Calls for Service Monthly Total:**

**0627**

*	Sources of Calls for Service	7S15	7S18	7S29	TOT	AVER	%	7S15	7S18	7S29
(A)	On View	2	98	0	100	33.3	16%	2%	98%	0%
(B)	Dispatched	12	17	5	34	11.3	5%	35%	50%	15%
(C)	Self-Initiated	146	183	164	493	164.3	79%	30%	37%	33%
(D)	<i>Totals</i>	160	298	169	627	209.0	100%	26%	48%	27%

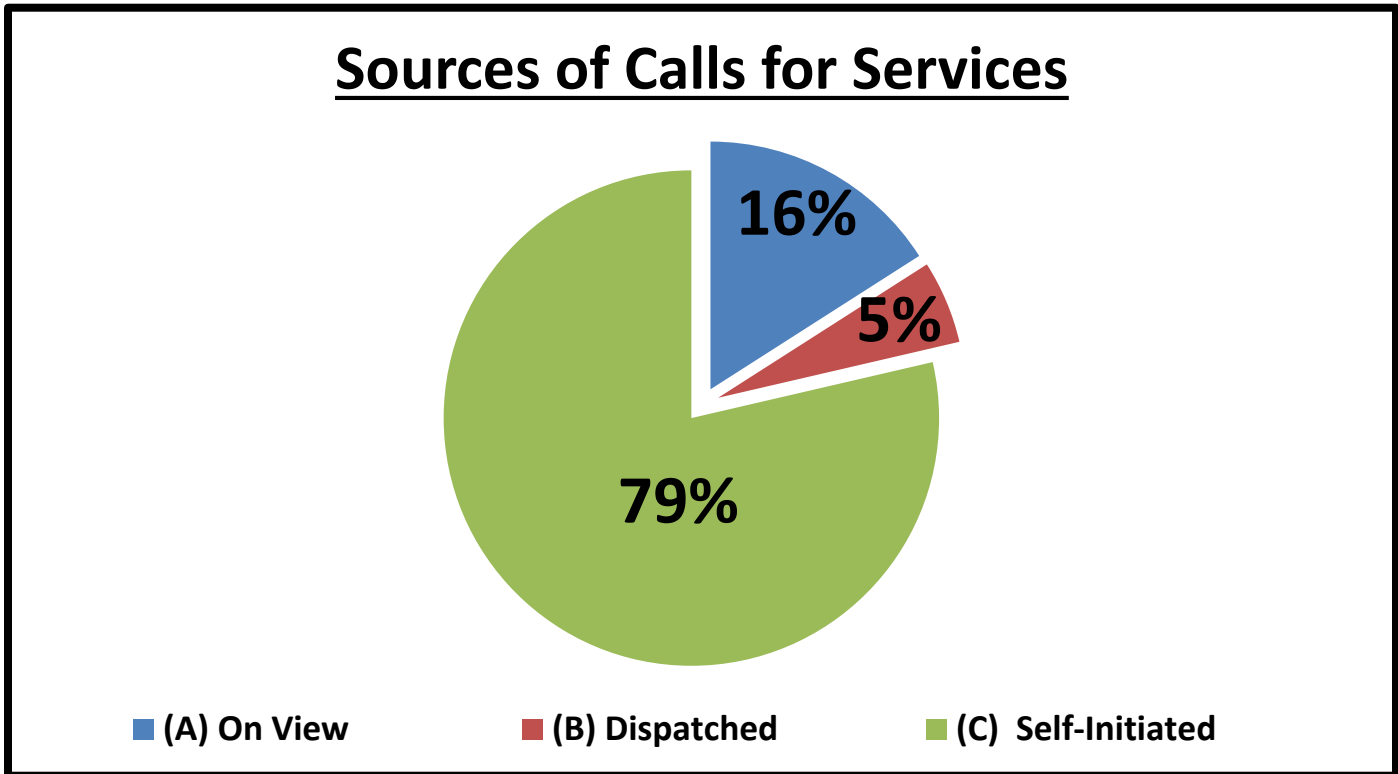
**S. Sources of Calls for Service Percentages:**



**T. Sources of Calls for Service Percentages:**

*	Sources of Calls for Service	7S15	7S18	7S29		TOT	AVER
(A)	On View	1%	33%	0%		16%	N/A
(B)	Dispatched	8%	6%	3%		5%	N/A
(C)	Self-Initiated	91%	61%	97%		79%	N/A
(D)	Totals	100%	100%	100%		100%	N/A

U. Sources of Calls for Service Percentages:



V. Free Reserve Personnel Time Utilized in Contract Monthly Total: 000

*	<i>Free Reserve Personnel Time</i>	7S15	7S18	7S29		TOT	AVER	%	7S15	7S18	7S29
(A)	<i>Totals</i>	0	0	0		0	0.0	#DIV/0!	#####	#DIV/0!	#DIV/0!

**W. Monthly Productivity Analysis Report (M.P.A.R.) - Executive Summary:**

*	<i>Units</i>	7S15	7S18	7S29		TOT	AVER
1	Patrol Activity	160	299	169		628	209.3
2	Security Checks	135	226	69		430	143.3
3	C.I.T. Interactions	0	0	0		0	0.0
4	Offense/Incident Reports	0	2	0		2	0.7
*	<i>Total Service Calls</i>	295	527	238		1060	353.3
1	Criminal Arrests	0	2	0		2	0.7
2	Citations Issued	2	10	0		12	4.0
3	Written & Verbal Warnings	3	4	3		10	3.3
*	<i>Enforcement Service Calls</i>	5	16	3		24	8.0
*	<i>Total Hours</i>	160	160	160		480	160.0
1	Sick Time Used	8	0	0		8	2.7
2	Vacation Time Used	0	0	0		0	0.0
3	Training Time Used	0	0	0		0	0.0
4	Compensatory Time Used	0	0	0		0	0.0
*	<i>Hours Actually Worked</i>	152	160	160		472	157.3
*	<i>Unit Productivity Ratio</i>	2.0	3.4	1.5		2.3	2.3

**X. Mileage Total:**

**0274**

*	<i>Mileage</i>	7S15	7S18	7S29		TOT	AVER	%	7S15	7S18	7S29
(A)	<i>Totals</i>	954	848	922		2724	908.0	434%	35%	31%	34%

**Y. Patrol Alert Submission Report:**

*	<i>Received</i>				<i>Subject</i>
00x	<i>Date</i>	<i>Time</i>	<i>Code</i>	<i>Location</i>	
A.					

*	<i>Received</i>				<i>Subject</i>
00x	<i>Date</i>	<i>Time</i>	<i>Code</i>	<i>Location</i>	
A.					

## Z. Incident Summaries:

<b>01.</b>	<b>MARCH 4, 2017</b>	<b>1800 HOURS</b>	<b>WARRANT ARREST</b>	<b>DEPUTY D. PITTS</b>			
	<b>EVENINGSHIFT:</b>	<b>10900 BRAESRIDGE DR</b>	<b>WB</b>	<b>"M"</b>	<b>HC:</b>	<b>NO REPORT</b>	
<p>On March 04, 2017, a <b>Saturday</b>, at approximately 1800 hours, while on patrol in the "West Bellfort" Contract, I, Deputy D. Pitts (riding unit 87S15) with the Harris County Constables Department of Precinct 7 was performing routine patrol and law enforcement services when I was observed a motor vehicle committed a minor traffic violation. During the course, the driver was found to be a wanted fugitive from justice. Individual arrested and transported to the Harris County Jail. The patrol activity type is "<b>PAT= E</b>".</p>							

<b>01.</b>	<b>MARCH 17, 2017</b>	<b>1800 HOURS</b>	<b>WARRANT ARREST</b>	<b>DEPUTY D. PITTS</b>			
	<b>EVENINGSHIFT:</b>	<b>7700 CREEKBEND DR</b>	<b>WB</b>	<b>"M"</b>	<b>HC:</b>	<b>17-0043286</b>	
<p>On March 17, 2017 a <b>Friday</b>, at approximately 1800 hours, while on patrol in the "West Bellfort" Contract, I, Deputy I, Deputy D. Pitts (riding unit 87S15) with the Harris County Constables Department of Precinct 7 conducted a follow up on the case. The individual was arrested for outstanding warrant. Individual was transported to the Harris County Jail later to Methodist Hospital due to medical issue. The patrol activity type is "<b>PAT=F</b>".</p>							

## AA. Hotspot Report:

*See Appendix A1 for Hotspot Report:*

*Please note: 87s15 = Deputy W. Nowlin, 87s18 = Deputy D. Pitts and 87s29 = Deputy N. Anton.*

***Sergeant Jon Meek***

Sergeant Jon Meek  
 Neighborhood Patrol Division, First Line Supervisor  
 Harris County Constable's Office of Precinct 713-643-6602