



MAY WALKER, CONSTABLE
PRECINCT SEVEN
HARRIS COUNTY, TEXAS

MAIN OFFICE
5300 Griggs Road
Houston, Texas 77021
PHONE (713) 643-6602
FAX (713) 643-3401

Date: July 10, 2018

From: Sergeant Jon Meek
Neighborhood Patrol Division, First Line Supervisor
Harris County Constable's Office of Precinct "7"

To: Property Owners Association
Board of Directors & Management Company

Subject: June Monthly Productivity Analysis Report
Enclosure: **MPAR – June 2018**
Distribution: Executive Command Staff & Board of Directors & Management Company

The purpose of this "**Monthly Productivity Analysis Report**" (M.P.A.R.) is to provide the executive command staff with the appropriate data to analyze the productivity of assigned personnel and their shifts' activities to allow for the validation of individual and divisional performance evaluations. With regard to the specific contents of the report, there are 18 distinctive component parts of this report. These components are enumerated below:

- | | |
|--|---|
| 01. Patrol Activity Details | 10. Traffic Enforcement Report |
| 02. Patrol Activity Analytical Summary | 11. Trends & Percentages of Traffic |
| 03. Patrol Activity Percentages & Trends | 12. Citation & Warning Issuance Review |
| 04. Security Checks Report | 13. Call for Service Report (<i>C.F.S.</i>) |
| 05. Security Checks Percentages & Trends | 14. Trends & Percentages for <i>C.F.S.</i> |
| 06. Crisis Intervention Disposition Report | 15. Overtime Report (service at no Cost) |
| 07. Offense/Incident Generation Report | 16. Reserve Deputy Use (at no Cost) |
| 08. Criminal Arrest Types Report | 17. Incident Summarization |
| 09. Warrant Execution Report | 18. Hotspot Report Data Review |

A cursory analysis of the statistical data from this report should be demonstrative of the quality of performance of this agency in realizing the contractual obligations and the overall achievement of the goals and objectives of this Agency and the Contract Division.

2828 total miles were driven and the shift responded to **1448** total service calls and conducted **002** crash investigations. The shift issued **021** traffic citations, made **00** arrest and handled **061** enforcement service related calls.

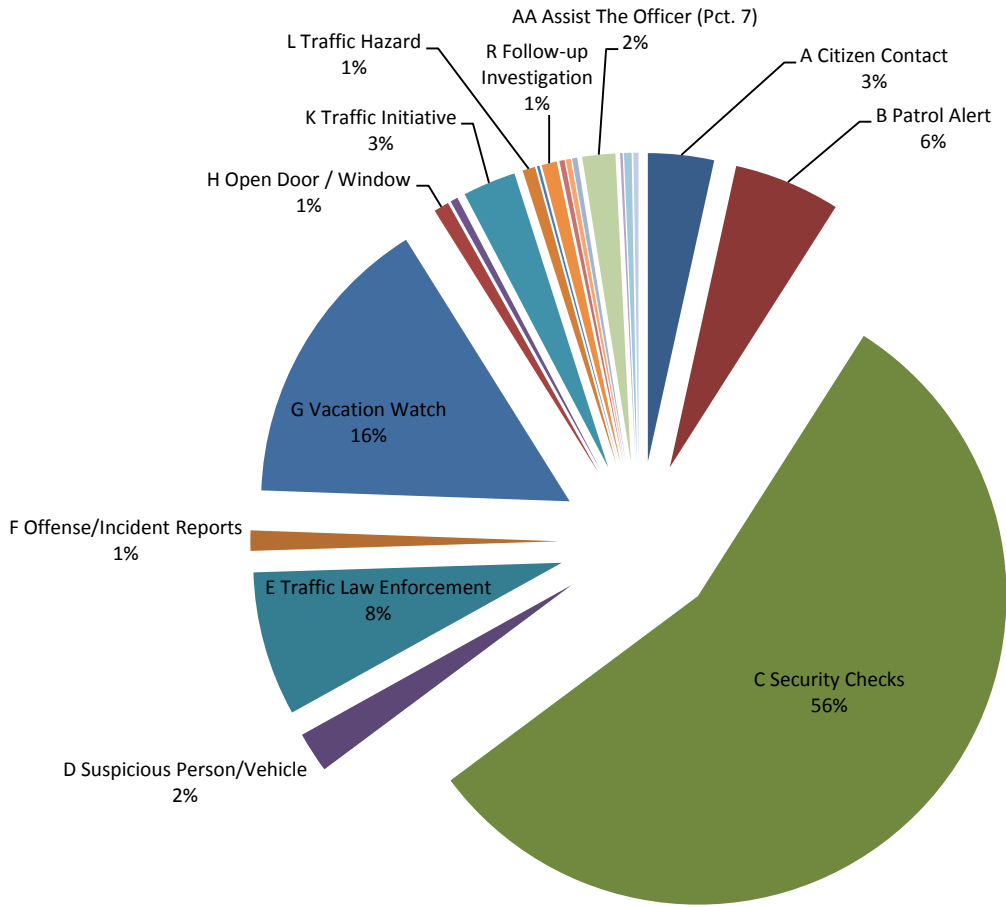
A. Patrol Activity Monthly Total:

0753

*	Patrol Activity Types	7S18	7S28	7S29	TOT	AVER	%
A	Citizen Contact	23	3	0	26	8.7	3%
B	Patrol Alert	3	27	12	42	14.0	6%
C	Security Checks	144	151	125	420	140.0	56%
D	Suspicious Person/Vehicle	9	4	3	16	5.3	2%
E	Traffic Law Enforcement	30	24	3	57	19.0	8%
F	Offense/Incident Reports	1	7	0	8	2.7	1%
G	Vacation Watch	28	27	62	117	39.0	16%
H	Open Door / Window	6	0	0	6	2.0	1%
I	Assist Contract Citizen	0	0	0	0	0.0	0%
J	Welfare Check / Med.	3	0	0	3	1.0	0%
K	Traffic Initiative	0	12	9	21	7.0	3%
L	Traffic Hazard	1	3	1	5	1.7	1%
M	Animal Humane	0	1	0	1	0.3	0%
N	Alarms	0	0	0	0	0.0	0%
O	Mental Cases (171)	0	0	0	0	0.0	0%
P	Disturbance	0	0	0	0	0.0	0%
Q	Criminal Investigation	0	0	0	0	0.0	0%
R	Follow-up Investigation	0	6	0	6	2.0	1%
S	Criminal Mischief	0	0	0	0	0.0	0%
T	Burglary Residence/Vehicle	0	2	0	2	0.7	0%
U	Theft / Theft of Business	0	0	0	0	0.0	0%
V	Citizen Assaulted	0	0	0	0	0.0	0%
W	Robbery of an Individual	0	0	0	0	0.0	0%
X	Trespass Warning	2	0	0	2	0.7	0%
Y	Major/Minor Crash	0	2	0	2	0.7	0%
Z	Child Custody Disputes	0	0	0	0	0.0	0%
AA	Assist The Officer (Pct. 7)	9	1	3	13	4.3	2%
BB	Runaway Missing Persons	0	1	0	1	0.3	0%
CC	Assisted LEA	0	3	0	3	1.0	0%
DD	Solicitors	0	0	0	0	0.0	0%
EE	Meeting/Event/Ct.	0	2	0	2	0.7	0%
*	MONTH TOTALS	259	276	218	753	251.0	100%

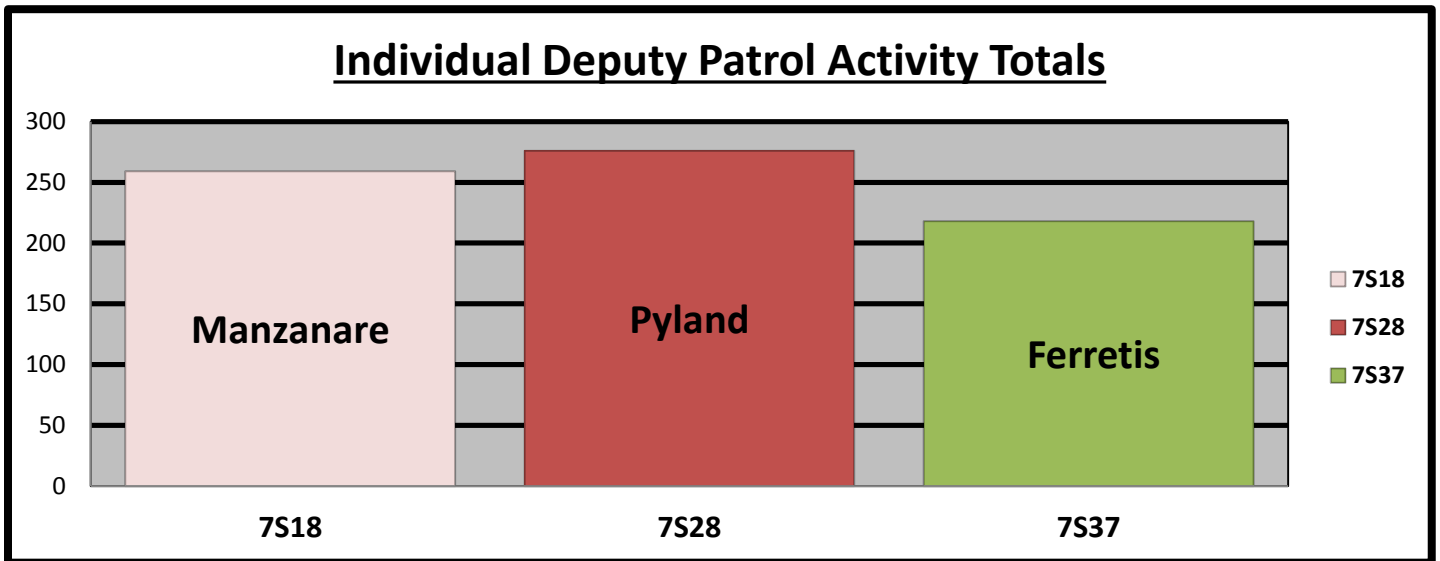
A1. Patrol Activity Percentage:

Percentage of Patrol Activity



- | | | | |
|-------------------------------|------------------------------|----------------------------------|--------------------------------|
| ■ A Citizen Contact | ■ B Patrol Alert | ■ C Security Checks | ■ D Suspicious Person/Vehicle |
| ■ E Traffic Law Enforcement | ■ F Offense/Incident Reports | ■ G Vacation Watch | ■ H Open Door / Window |
| ■ I Assist Contract Citizen | ■ J Welfare Check / Med. | ■ K Traffic Initiative | ■ L Traffic Hazard |
| ■ M Animal Humane | ■ N Alarms | ■ O Mental Cases (171) | ■ P Disturbance |
| ■ Q Criminal Investigation | ■ R Follow-up Investigation | ■ S Criminal Mischief | ■ T Burglary Residence/Vehicle |
| ■ U Theft / Theft of Business | ■ V Citizen Assaulted | ■ W Robbery of an Individual | ■ X Trespass Warning |
| ■ Y Major/Minor Crash | ■ Z Child Custody Disputes | ■ AA Assist The Officer (Pct. 7) | ■ BB Runaway Missing Persons |
| ■ CC Assisted LEA | ■ DD Solicitors | ■ EE Meeting/Event/Ct. | |

B. Patrol Activity by West Belfort Personnel:

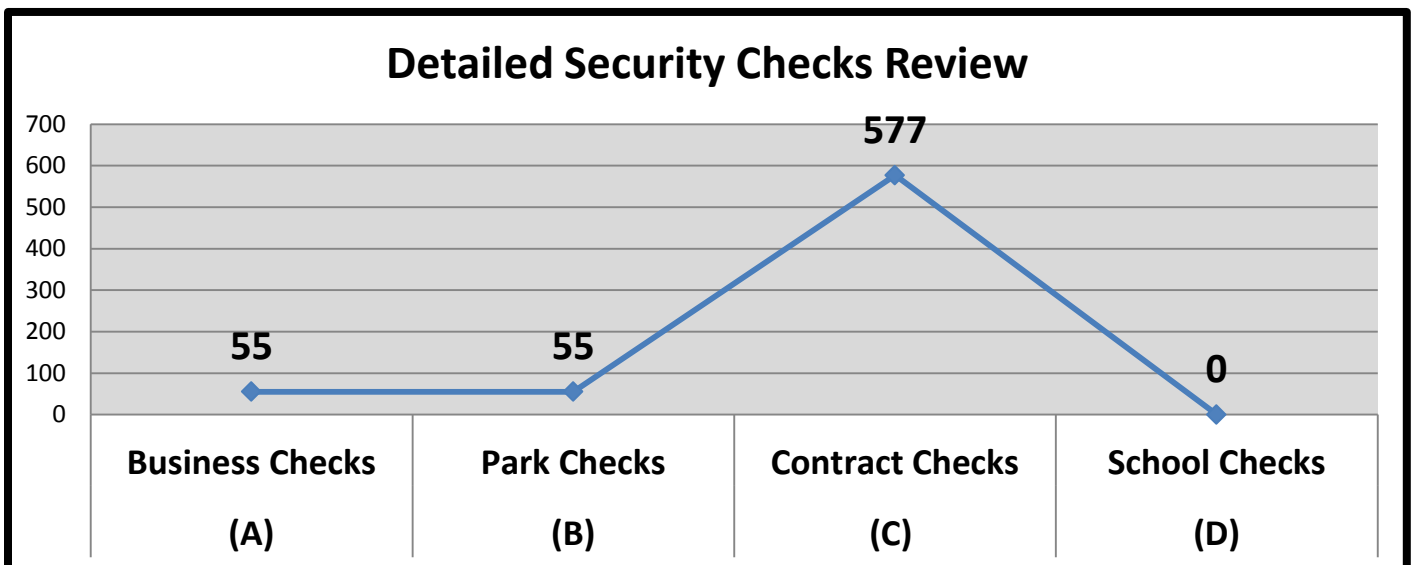


C. Security Checks Monthly Total:

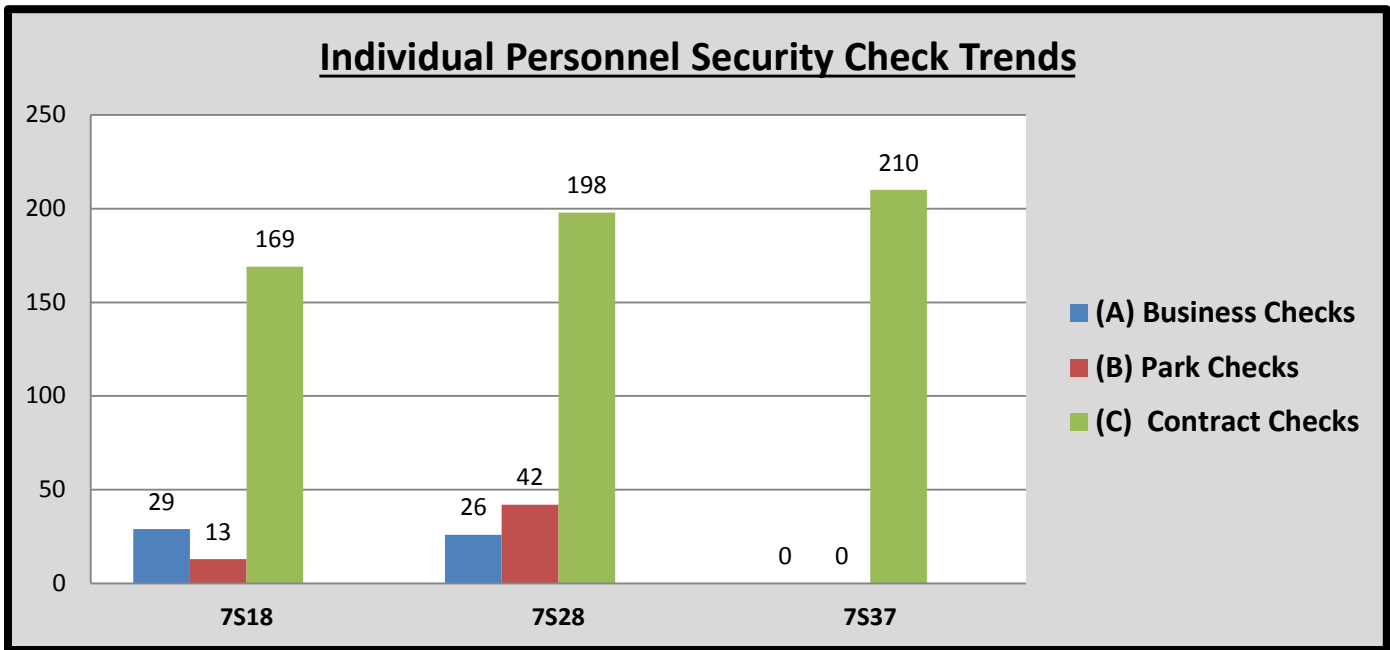
0687

*	Security Checks	7S18	7S28	7S29	TOT	AVER	%
(A)	Business Checks	29	26	0	55	18.3	8%
(B)	Park Checks	13	42	0	55	18.3	8%
(C)	Contract Checks	169	198	210	577	192.3	84%
(D)	Plaza Checks	0	0	0	0	0.0	0%
(E)	<i>Totals</i>	211	266	210	687	229.0	100%

D. Detailed Security Checks Monthly:



E. Individual Personnel Security Check Trends:



F. CIT/MHO Dispositions Monthly Total:

000

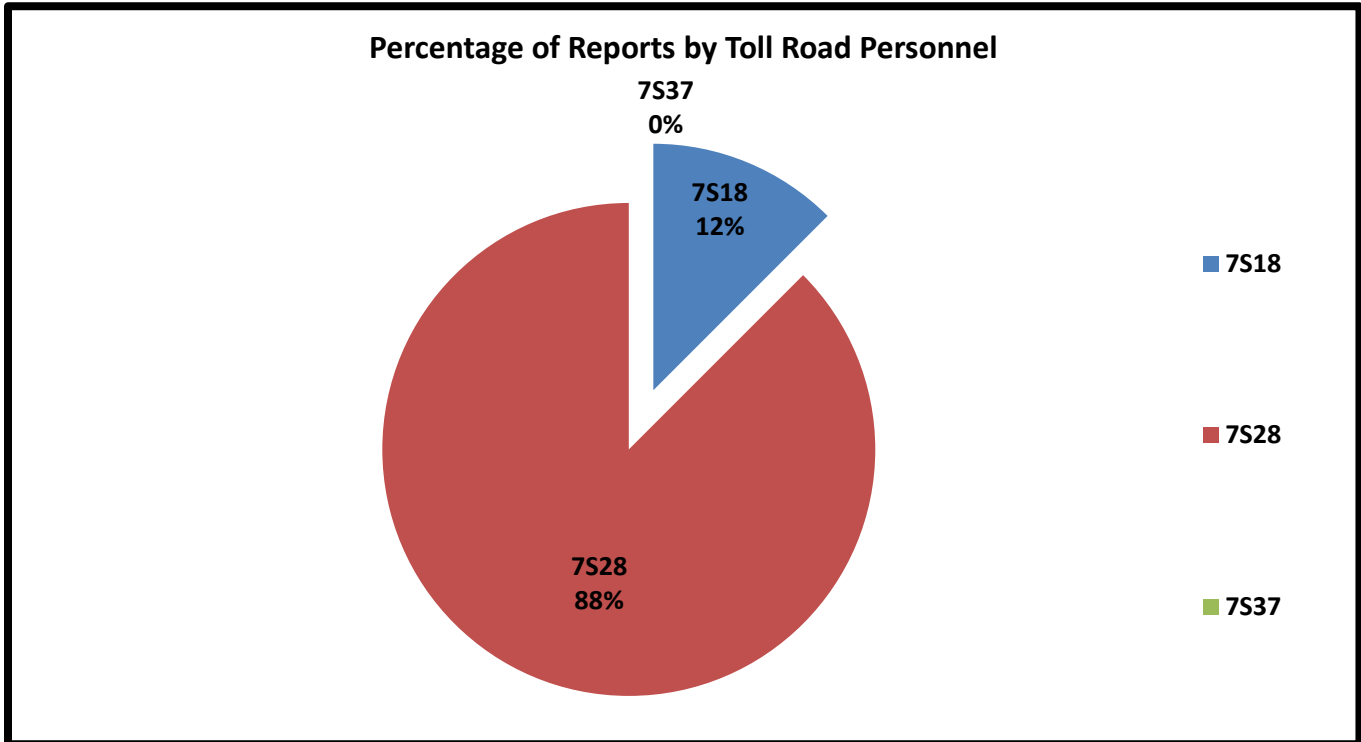
*	<i>C.I.T. Dispositions</i>	7S18	7S28	7S29	TOT	AVER	%
(A)	CIT/MHO Outside Referral	0	0	0	0	0.0	#DIV/0!
(B)	CIT/MHO Transport	0	0	0	0	0.0	#DIV/0!
(C)	CIT/MHO CIT Contact	0	0	0	0	0.0	#DIV/0!
(D)	CIT/MHO Arrest	0	0	0	0	0.0	#DIV/0!
(E)	<i>Totals</i>	0	0	0	0	0.0	#DIV/0!

G. Offense/Incident Reports Monthly Total:

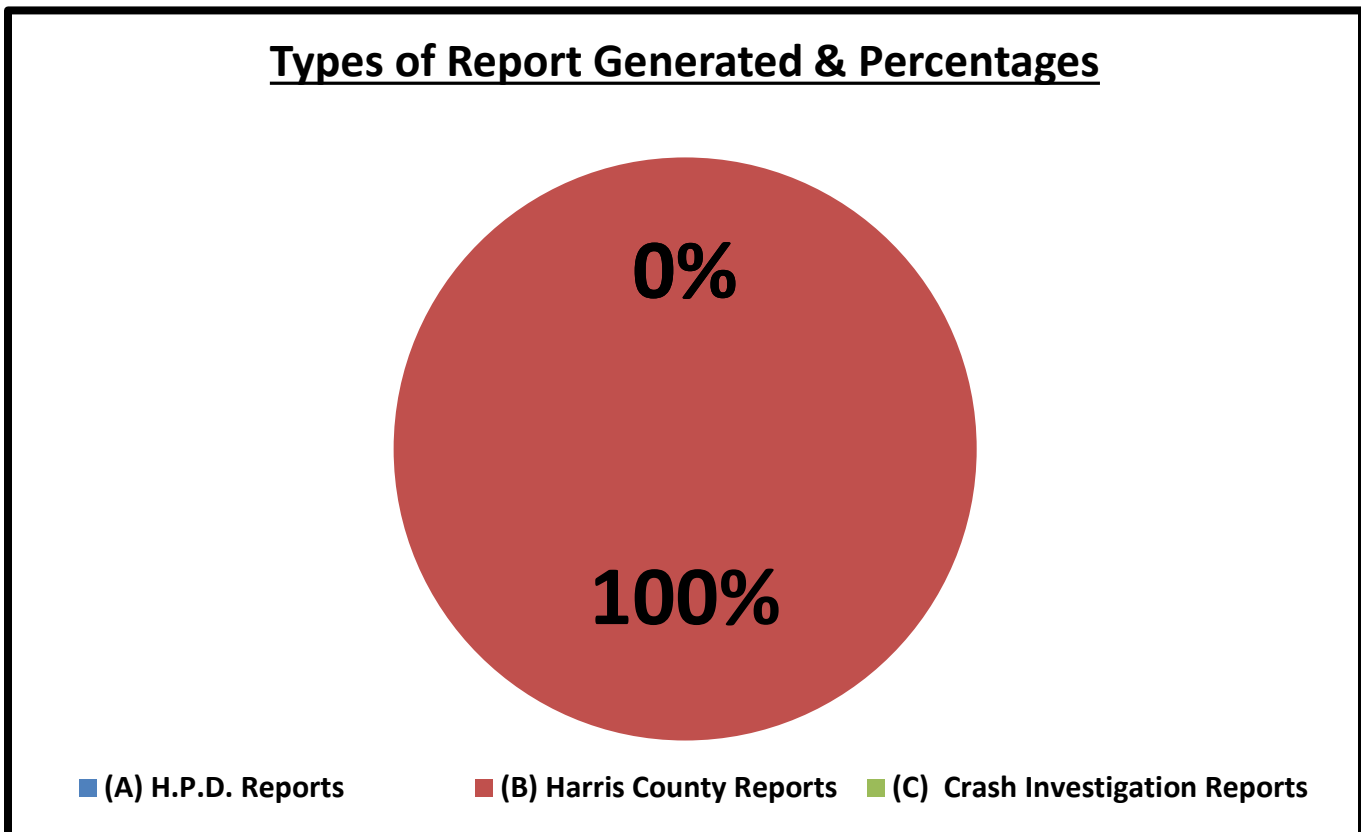
008

*	<i>Offense/Incident Reports</i>	7S18	7S28	7S29	TOT	AVER	%
(A)	H.P.D. Reports	0	0	0	0	0.0	0%
(B)	Harris County Reports	1	7	0	8	2.7	100%
(C)	Crash Investigation Reports	0	0	0	0	0.0	0%
(D)	<i>Totals</i>	1	7	0	8	2.7	100%

H. Report Generation Percentages:



I. Percentages:

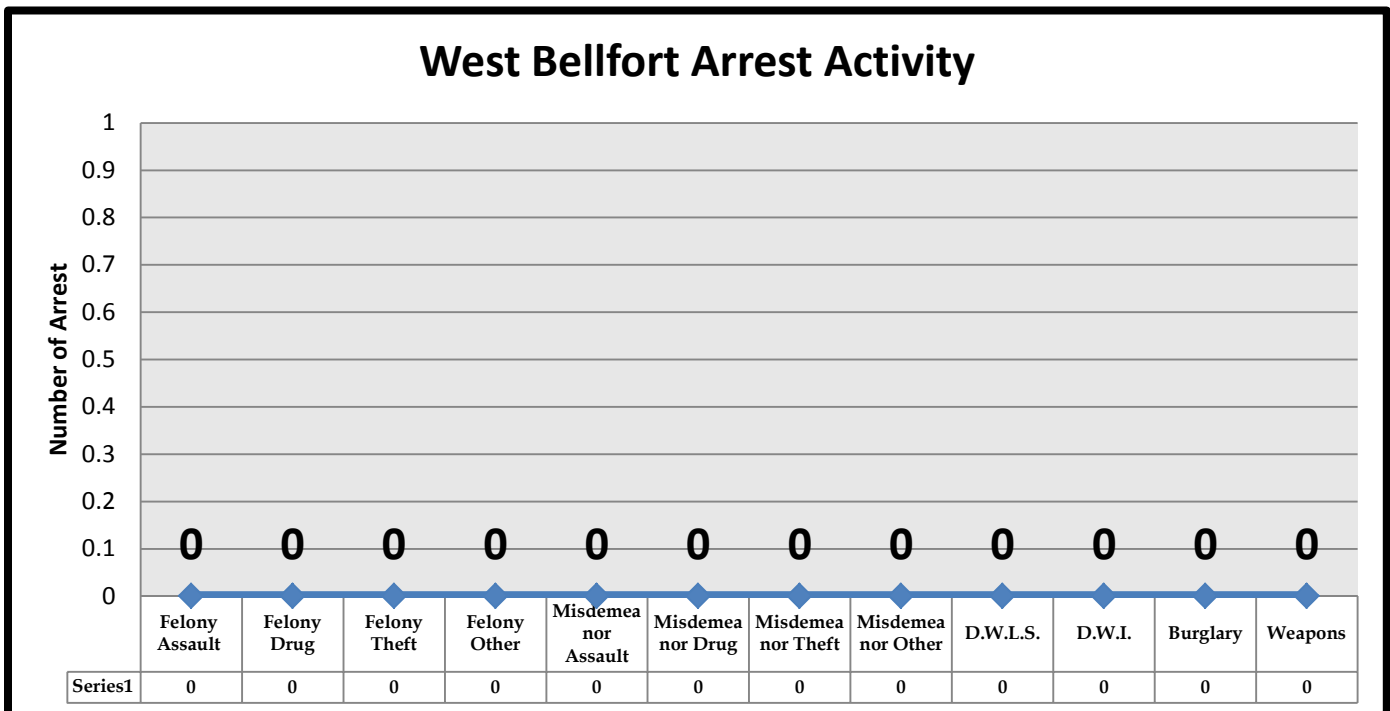


J. Types of Criminal Arrests Monthly Total:


000

*	Types of Criminal Arrests	7S18	7S28	7S29	TOT	AVER	%
A	Felony Assault	0	0	0	0	0.0	#DIV/0!
B	Felony Drug	0	0	0	0	0.0	#DIV/0!
C	Felony Theft	0	0	0	0	0.0	#DIV/0!
D	Felony Other	0	0	0	0	0.0	#DIV/0!
E	Misdemeanor Assault	0	0	0	0	0.0	#DIV/0!
F	Misdemeanor Drug	0	0	0	0	0.0	#DIV/0!
G	Misdemeanor Theft	0	0	0	0	0.0	#DIV/0!
H	Misdemeanor Other	0	0	0	0	0.0	#DIV/0!
I	D.W.L.S.	0	0	0	0	0.0	#DIV/0!
J	D.W.I.	0	0	0	0	0.0	#DIV/0!
K	Burglary	0	0	0	0	0.0	#DIV/0!
L	Weapons	0	0	0	0	0.0	#DIV/0!
M	Totals	0	0	0	0	0.0	#DIV/0!


K. Types of Criminal Arrests Monthly Total:



L. Types of Criminal Arrests Percentage Total:



M. Types of Criminal Arrests Monthly Percentage Total:



N. Executed Warrant Monthly Total:

000

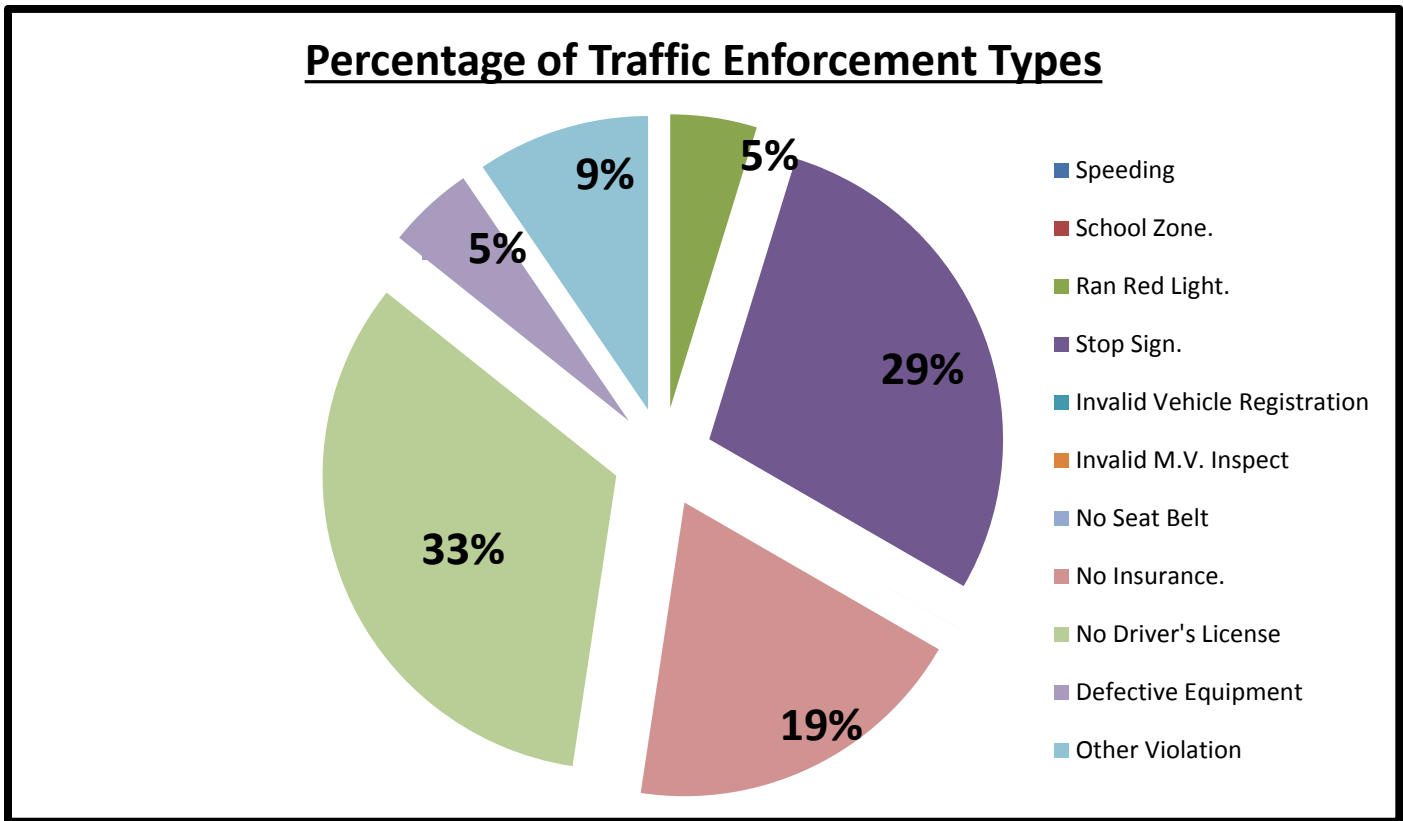
*	Executed Warrants	7S18	7S28	7S29	TOT	AVER	%
(A)	Felony Warrants	0	0	0	0	0.0	#DIV/0!
(B)	Misdemeanor Warrants	0	0	0	0	0.0	#DIV/0!
(C)	<i>Totals</i>	0	0	0	0	0.0	#DIV/0!

O. Traffic Law Enforcement Total:

061

*	Traffic Enforcement	7S18	7S28	7S29	TOT	AVER	%
A	Speeding	0	0	0	0	0.0	0%
B	School Zone.	0	0	0	0	0.0	0%
C	Ran Red Light.	0	1	0	1	0.3	5%
D	Stop Sign.	3	3	0	6	2.0	29%
E	Invalid Vehicle Registration	0	0	0	0	0.0	0%
F	Invalid M.V. Inspect	0	0	0	0	0.0	0%
G	No Seat Belt	0	0	0	0	0.0	0%
H	No Insurance.	1	3	0	4	1.3	19%
I	No Driver's License	3	3	1	7	2.3	33%
J	Defective Equipment	0	1	0	1	0.3	5%
K	Other Violation	0	2	0	2	0.7	10%
L	Written Warnings	0	0	0	0	0.0	0%
M	Verbal Warning	25	15	0	40	13.3	100%
N	Citation	7	13	1	21	7.0	34%
O	Total Violations	32	28	1	61	20.3	100%

P. Traffic Law Enforcement Total:



Q. Citations vs. Warnings Monthly Total:

061

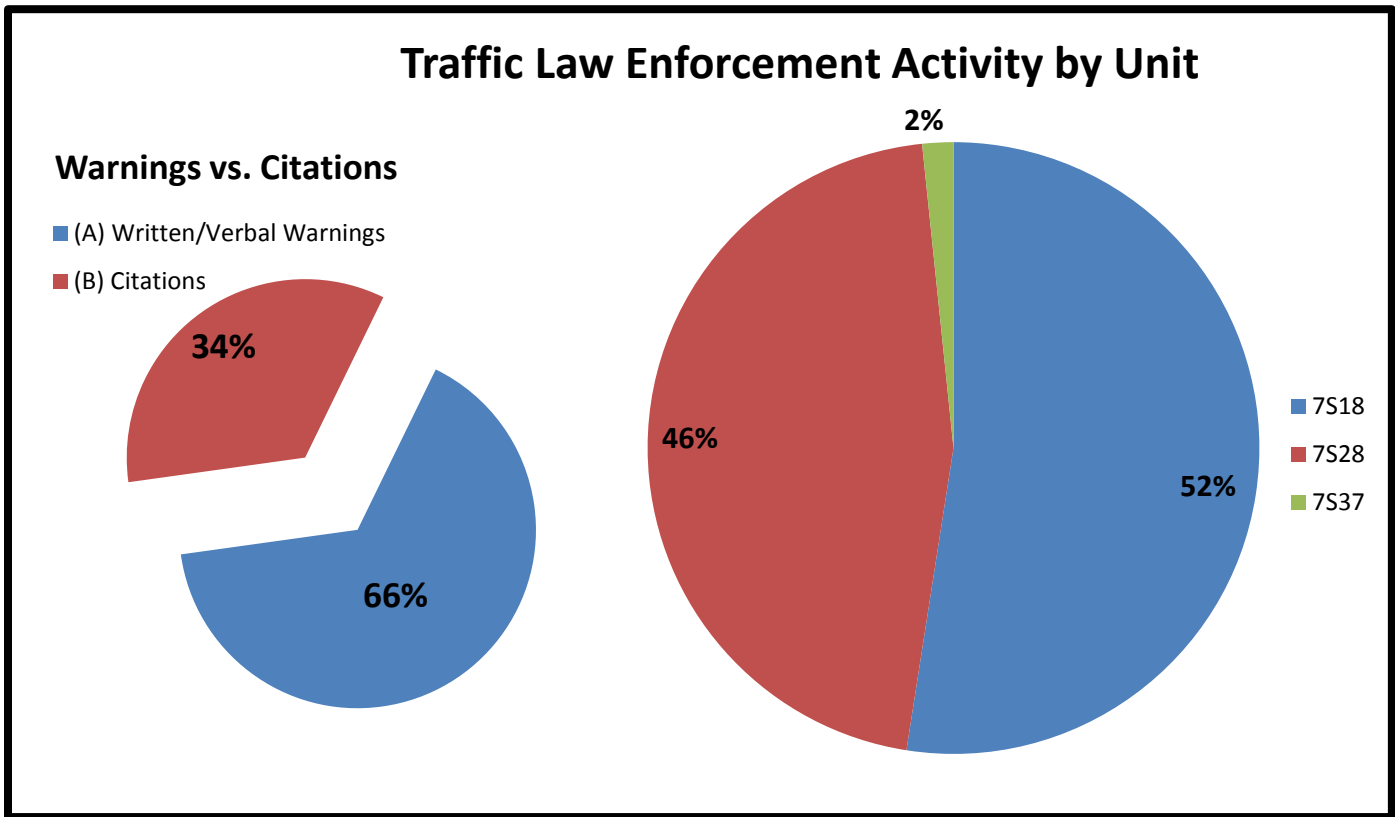
*	Warnings vs. Citations	7S18	7S28	7S29	TOT	AVER	%
(A)	Written/Verbal Warnings	25	15	0	40	13.3	66%
(B)	Citations	7	13	1	21	7.0	34%
(C)	<i>Totals</i>	32	28	1	61	20.3	100%

R. Sources of Calls for Service Monthly Total:

745

*	Sources of Calls for Service	7S18	7S28	7S29	TOT	AVER	%
(A)	On View	27	5	2	34	11.3	5%
(B)	Dispatched	9	10	7	26	8.7	3%
(C)	Self-Initiated	222	254	209	685	228.3	92%
(D)	<i>Totals</i>	258	269	218	745	248.3	100%

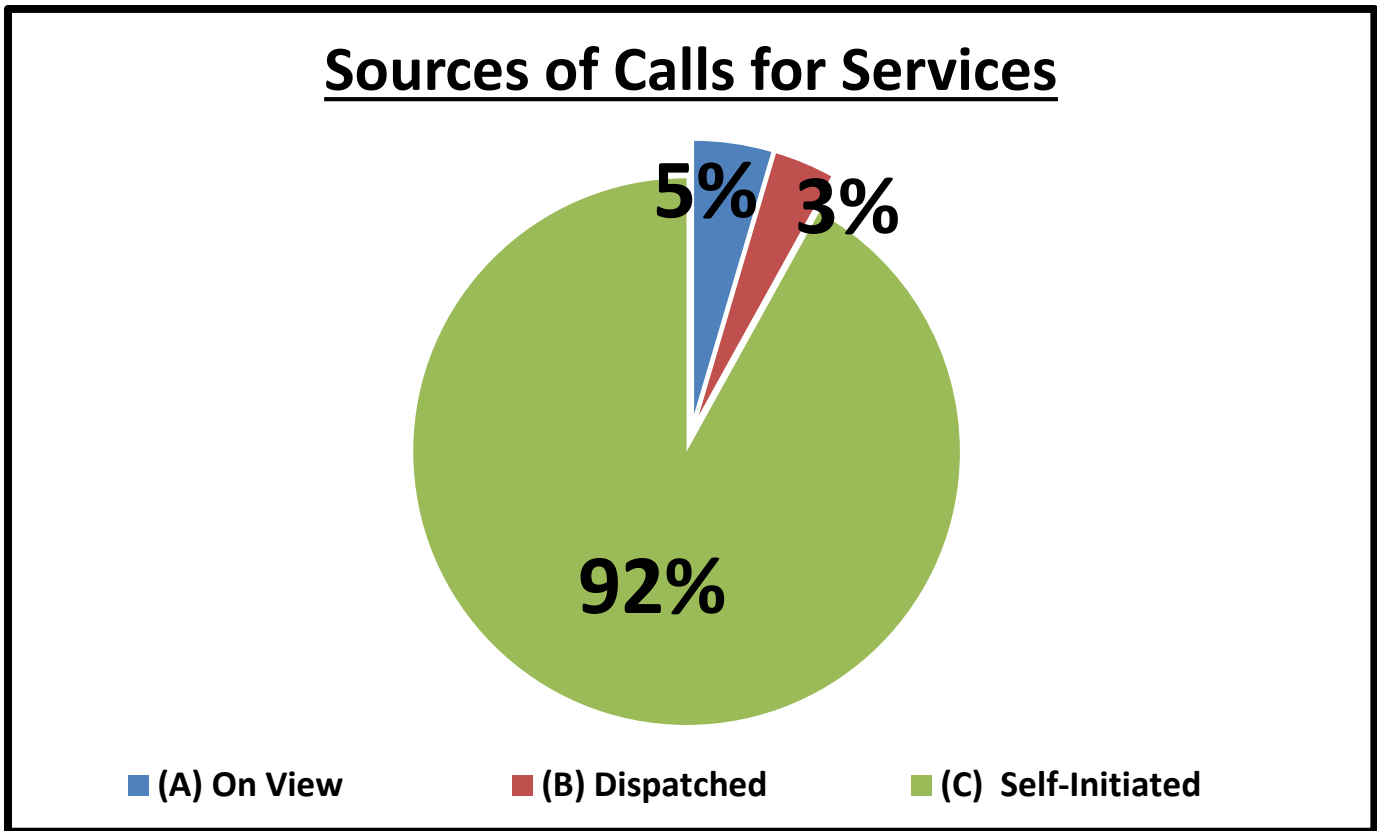
S. Sources of Calls for Service Percentages:



T. Sources of Calls for Service Percentages:

*	<i>Sources of Calls for Service</i>	7S18	7S28	7S29	TOT
(A)	On View	10%	2%	1%	5%
(B)	Dispatched	3%	4%	3%	3%
(C)	Self-Initiated	86%	94%	96%	92%
(D)	<i>Totals</i>	100%	100%	100%	100%

U. Sources of Calls for Service Percentages:



V. Free Reserve Personnel Time Utilized in Contract Monthly Total: 000

*	<i>Free Reserve Personnel Time</i>	7S18	7S28	7S29		TOT	AVER	%	7S15	7S18	7S29
(A)	<i>Totals</i>	0	0	0		0	0.0	#DIV/0!	0	0	0

W. Monthly Productivity Analysis Report (M.P.A.R.) - Executive Summary:

*	<i>Units</i>	7S18	7S28	7S29		TOT	AVER
1	Patrol Activity	259	276	218		753	251.0
2	Security Checks	211	266	210		687	229.0
3	C.I.T. Interactions	0	0	0		0	0.0
4	Offense/Incident Reports	1	7	0		8	2.7
*	<i>Total Service Calls</i>	471	549	428		1448	482.7
1	Criminal Arrests	0	0	0		0	0.0
2	Citations Issued	7	13	1		21	7.0
3	Written & Verbal Warnings	25	15	0		40	13.3
*	<i>Enforcement Service Calls</i>	32	28	1		61	20.3
*	<i>Total Hours</i>	160	160	160		480	160.0
1	Sick Time Used	0	0	0		0	0.0
2	Vacation Time Used	0	8	0		8	2.7
3	Training Time Used	0	0	0		0	0.0
4	Compensatory Time Used	0	0	0		0	0.0
*	<i>Hours Actually Worked</i>	160	152	160		472	157.3
*	<i>Unit Productivity Ratio</i>	3.1	3.8	2.7		3.2	3.2

X. Mileage Total:

2828

*	<i>Mileage</i>	7S18	7S28	7S29		TOT	AVER	%
(A)	<i>Totals</i>	883	1048	897		2828	942.7	376%

Y. Patrol Alert Submission Report:

*	<i>Received</i>				<i>Subject</i>
00x	<i>Date</i>	<i>Time</i>	<i>Code</i>	<i>Location</i>	
A.					

Z. Incident Summaries:

01.	JUNE 02, 2018	1500 HOURS	MAJOR ACCIDENT		DEPUTY J. PYLAND	
	EVENING SHIFT:	KITTY BRO/ WESTBELL	WB	"N/A"	HC:	18-0088202
<p>On June 02, 2018, a Friday, at approximately 1509 hours while on patrol in the "West Bellfort" contract, I Deputy J. Pyland unit 87S28 with the Harris County Constable Office of Precinct 7 was performing routine patrol and law enforcement services when I on-viewed a major car accident involving two vehicles at Kitty Brook Dr. at W. Bellfort Ave. A crash report was generated. The patrol activity type is "PAT=Y".</p>						

02.	JUNE 12, 2018	1900 HOURS	INFORMATION REPORT		DEPUTY J. PYLAND	
	EVENING SHIFT:	11200 PEMBRIDGE DR	WB	"N/A"	HC:	18-0094060
<p>On June 12, 2018, a Tuesday at approximately 1949 hours while on patrol in the "West Bellfort" contract, I Deputy J. Pyland unit 87S28 with the Harris County Constable Office of Precinct 7 was performing routine patrol and law enforcement services when I approached by an 'Anonymous' person who wanted to share information on the possible location within the contract of a Suspect involved in a crime in Ft. Bend County. The Suspect assaulted a customer at a local convenience store in Richmond, Texas, and is wanted by Ft. Bend County Sheriff's Office. A report was generated. The patrol activity type is "PAT=C".</p>						

03.	JUNE 15, 2018	1600 HOURS	MAJOR ACCIDENT		DEPUTY J. PYLAND	
	EVENING SHIFT:	PORTAL/FONDREN	WB	N/A	HC:	18-0095829
<p>On June 15, 2018, a Friday at approximately 1639 hours while on patrol in the "West Bellfort" contract, I Deputy J. Pyland unit 87S28 with the Harris County Constable Office of Precinct 7 was performing routine patrol and law enforcement services when I on-viewed a major car accident involving two vehicles at Portal at Fondren. A crash report was generated. The patrol activity type is "PAT=Y".</p>						

04.	JUNE 17, 2018	1500 HOURS	BURGLARY MOTOR VEHICLE		DEPUTY J. PYLAND	
	EVENING SHIFT:	7700 MOONDANCE LN	WB	N/A	HC:	18-0096897
<p>On June 17, 2017, a Sunday, at approximately 1540 hours while on patrol in the "West Bellfort" contract, I Deputy J. Pyland unit 87S28 with the Harris County Constable Department of Precinct 7 was performing routine patrol and law enforcement services when I was dispatched to a Burglary of a Motor Vehicle located on the 7700 block of Moondance Ln. Upon my arrival, I spoke with the owner of the vehicle who advised that their vehicle that was left unlocked was broken into around from 19:00 hours on June 15th to 07:00 hours on June 17th by an unknown suspect(s). Various car accessories were taken from the vehicle. I was able to lift multiple latent prints from the vehicle. A report was generated. The patrol activity type is "PAT=CC".</p>						

05.	JUNE 17, 2018	1600 HOURS	BURGLARY MOTOR VEHICLE		DEPUTY J. PYLAND	
	EVENING SHIFT:	7700 MOONDANCE LN.	WB	N/A	HC:	18-0096916
<p>On June 17, 2017, a Sunday, at approximately 1605 hours while on patrol in the "West Bellfort" contract, I Deputy J. Pyland unit 87S28 with the Harris County Constable Department of Precinct 7 was performing routine patrol and law enforcement services when I was dispatched to a Burglary of a Motor Vehicle located on the 7700 block of Moondance Ln. Upon my arrival, I spoke with the owner of the vehicle who advised that their vehicle that was left unlocked was broken into around from 19:00 hours on June 15th to 10:00 hours on June 17th by an unknown suspect(s). Various car accessories were taken from the vehicle. I was unable to lift latent prints from the vehicle. A report was generated. The patrol activity type is "PAT=CC".</p>						

06.	JUNE 17, 2018	1600 HOURS	BURGLARY MOTOR VEHICLE		DEPUTY J. PYLAND	
	EVENING SHIFT:	7700 APACHE PLUME	WB	N/A	HC:	18-0096948
<p>On June 17, 2017, a Sunday, at approximately 1635 hours while on patrol in the “West Bellfort” contract, I Deputy J. Pyland unit 87S28 with the Harris County Constable Department of Precinct 7 was performing routine patrol and law enforcement services when I was dispatched to a Burglary of a Motor Vehicle located on the 7700 block of Apache Plume Dr. Upon my arrival, I spoke with the owner of the vehicle who advised that their vehicle that was left unlocked was broken into around from 19:00 hours on June 15th to 10:00 hours on June 17th by an unknown suspect(s). Various car accessories were taken from the vehicle. I was unable to lift latent prints from the vehicle. A report was generated. The patrol activity type is “PAT=CC”.</p>						

07.	JUNE 17, 2018	1900 HOURS	BURGLARY MOTOR VEHICLE		DEPUTY J. PYLAND	
	EVENING SHIFT:	7700 APACHE PLUME	WB	N/A	HC:	18-0096985
<p>On June 17, 2017, a Sunday, at approximately 1915 hours while on patrol in the “West Bellfort” contract, I Deputy J. Pyland unit 87S28 with the Harris County Constable Department of Precinct 7 was performing routine patrol and law enforcement services when I was dispatched to a Burglary of a Motor Vehicle located on the 7800 block of Coachwood Dr. Upon my arrival, I spoke with the owner of the vehicle who advised that their vehicle that was left unlocked was broken into around from 19:00 hours on June 15th to 19:00 hours on June 17th by an unknown suspect(s). Various car accessories were taken from the vehicle. I was unable to lift latent prints from the vehicle. A report was generated. The patrol activity type is “PAT=CC”.</p>						

08.	JUNE 23, 2018	0900 HOURS	U.U.M.V		DEPUTY C. MANZANARE	
	DAY SHIFT:	8100 CREEKBEND DR	WB	“F”	HC:	18-0100255
<p>On June 23, 2018, a Saturday, at approximately 0923 hours, while on patrol in the “Houston Southeast” contract, I Deputy C. Manzanare riding unit 87S18 with the Harris County Constable Department of Precinct 7 was performing routine patrol and law enforcement services when I (Deputy C. Manzanare) initiated traffic stop for defective equipment/expired registration. Upon making contact with the operator, it was discovered the vehicle was taken without permission and it was returned to the owner. Owner did not wish to file charges at this time Deputy gathered all information needed to make a report. Report Generated. The patrol activity type is “PAT=E”.</p>						

Sergeant Jon Meek

Sergeant Jon Meek
 Neighborhood Patrol Division, First Line Supervisor
 Harris County Constable’s Office of Precinct 713-643-6602