



**MAY WALKER**, CONSTABLE  
PRECINCT SEVEN  
HARRIS COUNTY, TEXAS

MAIN OFFICE  
5300 Griggs Road  
Houston, Texas 77021  
PHONE (713) 643-6602  
FAX (713) 643-3401

**Date: July 7, 2017**

From: Sergeant Jon Meek  
Neighborhood Patrol Division, First Line Supervisor  
Harris County Constable's Office of Precinct "7"

To: Property Owners Association  
Board of Directors & Management Company

Subject: June Monthly Productivity Analysis Report  
Enclosure: **MPAR – June 2017**  
Distribution: Executive Command Staff & Board of Directors & Management Company

The purpose of this "**Monthly Productivity Analysis Report**" (M.P.A.R.) is to provide the executive command staff with the appropriate data to analyze the productivity of assigned personnel and their shifts' activities to allow for the validation of individual and divisional performance evaluations. With regard to the specific contents of the report, there are 18 distinctive component parts of this report. These components are enumerated below:

- |  |   |
|--|---|
| 01. Patrol Activity Details                | 10. Traffic Enforcement Report                |
| 02. Patrol Activity Analytical Summary     | 11. Trends & Percentages of Traffic           |
| 03. Patrol Activity Percentages & Trends   | 12. Citation & Warning Issuance Review        |
| 04. Security Checks Report                 | 13. Call for Service Report ( <i>C.F.S.</i> ) |
| 05. Security Checks Percentages & Trends   | 14. Trends & Percentages for <i>C.F.S.</i>    |
| 06. Crisis Intervention Disposition Report | 15. Overtime Report (service at no Cost)      |
| 07. Offense/Incident Generation Report     | 16. Reserve Deputy Use (at no Cost)           |
| 08. Criminal Arrest Types Report           | 17. Incident Summarization                    |
| 09. Warrant Execution Report               | 18. Hotspot Report Data Review                |

A cursory analysis of the statistical data from this report should be demonstrative of the quality of performance of this agency in realizing the contractual obligations and the overall achievement of the goals and objectives of this Agency and the Contract Division.

**2855** total miles were driven and the shift responded to **1394** total service calls and conducted **0000** crash investigations. The shift issued **032** traffic citations, made **00** arrests and handled **0069** enforcement service related calls. The average productivity ratio for this month for this shift is **3.1**.

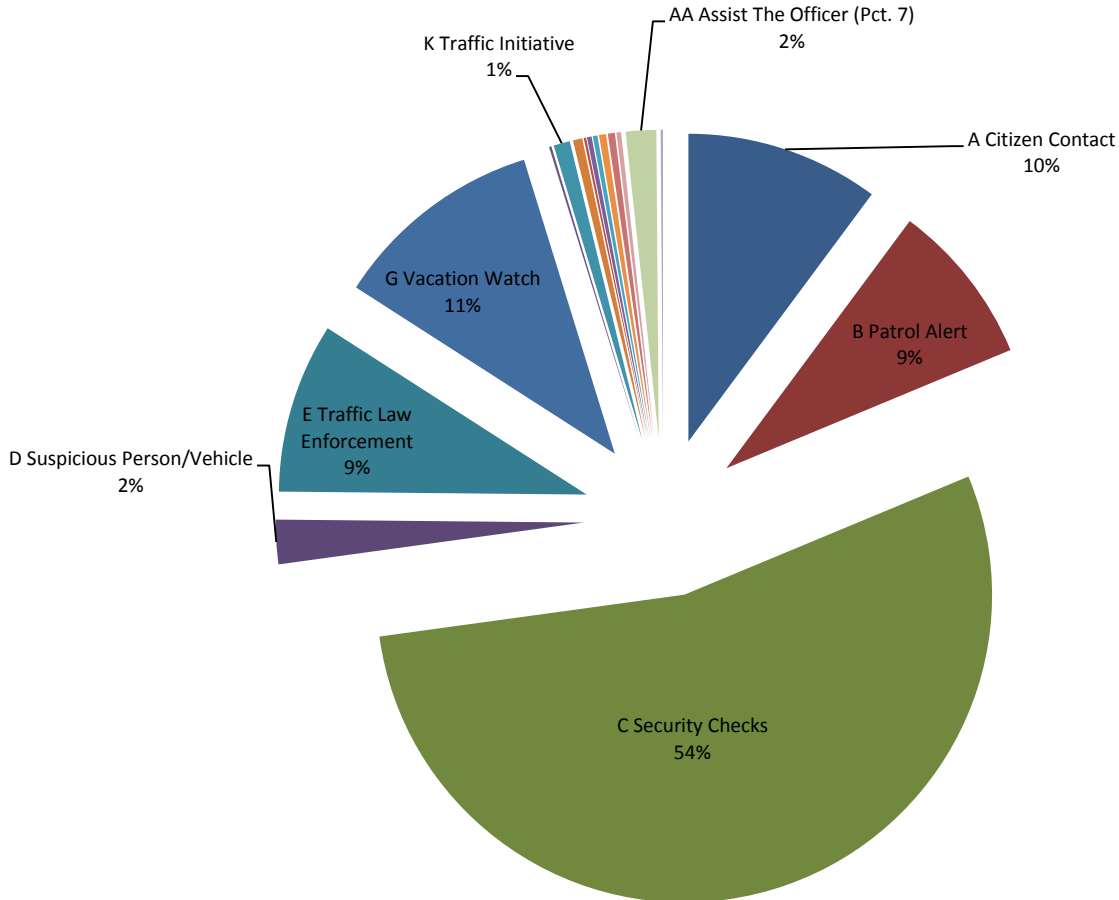
# A. Patrol Activity Monthly Total:

**0817**

*	Patrol Activity Types	7S18	7S28	7S29	TOT	AVER	%
A	Citizen Contact	38	14	31	83	27.7	10%
B	Patrol Alert	0	9	61	70	23.3	9%
C	Security Checks	102	227	113	442	147.3	54%
D	Suspicious Person/Vehicle	9	7	3	19	6.3	2%
E	Traffic Law Enforcement	58	9	6	73	24.3	9%
F	Offense/Incident Reports	0	0	0	0	0.0	0%
G	Vacation Watch	43	8	40	91	30.3	11%
H	Open Door / Window	0	0	0	0	0.0	0%
I	Assist Contract Citizen	0	0	0	0	0.0	0%
J	Welfare Check / Med.	1	0	0	1	0.3	0%
K	Traffic Initiative	0	0	7	7	2.3	1%
L	Traffic Hazard	2	2	0	4	1.3	0%
M	Animal Humane	0	0	0	0	0.0	0%
N	Alarms	0	1	0	1	0.3	0%
O	Mental Cases (171)	0	0	0	0	0.0	0%
P	Disturbance	2	0	0	2	0.7	0%
Q	Criminal Investigation	0	2	0	2	0.7	0%
R	Follow-up Investigation	0	3	0	3	1.0	0%
S	Criminal Mischief	0	0	0	0	0.0	0%
T	Burglary Residence/Vehicle	0	2	1	3	1.0	0%
U	Theft / Theft of Business	0	0	0	0	0.0	0%
V	Citizen Assaulted	0	0	0	0	0.0	0%
W	Robbery of an Individual	0	0	0	0	0.0	0%
X	Trespass Warning	0	0	0	0	0.0	0%
Y	Major/Minor Crash	0	0	0	0	0.0	0%
Z	Child Custody Disputes	0	2	0	2	0.7	0%
AA	Assist The Officer (Pct. 7)	9	3	1	13	4.3	2%
BB	Runaway Missing Persons	1	0	0	1	0.3	0%
CC	Assisted LEA	0	0	0	0	0.0	0%
DD	Solicitors	0	0	0	0	0.0	0%
EE	Meeting/Event/Ct.	0	0	0	0	0.0	0%
*	<b>MONTH TOTALS</b>	265	289	263	817	272.3	100%

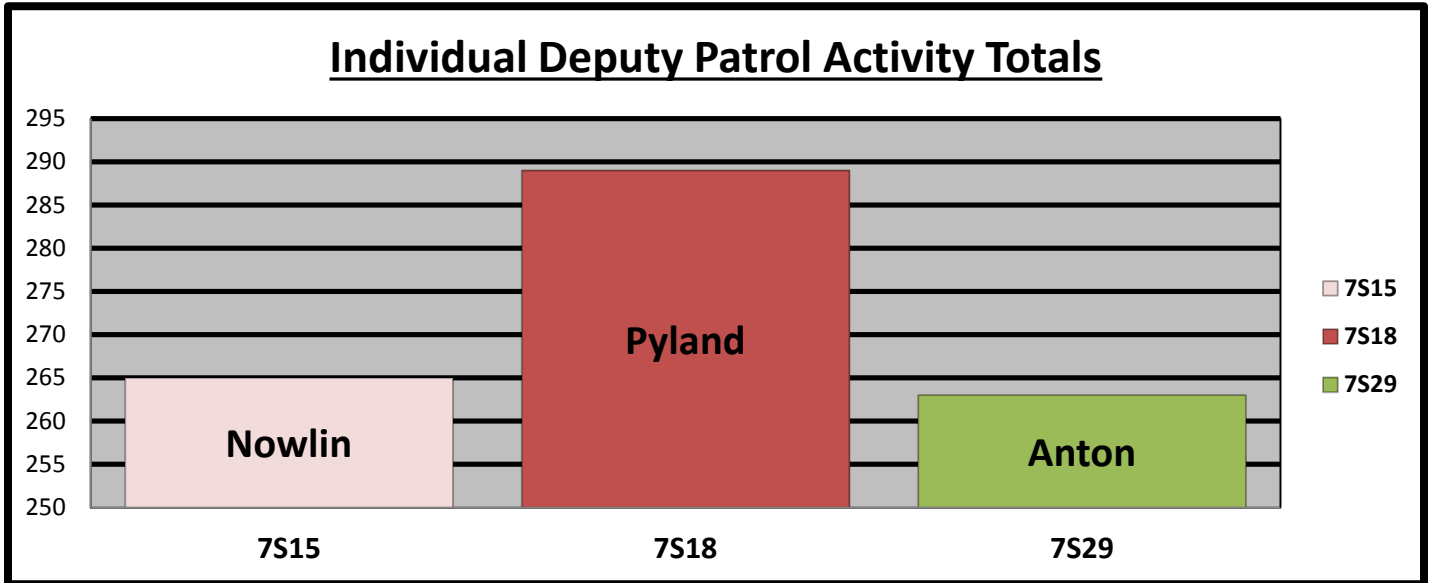
# A1. Patrol Activity Percentage:

## Percentage of Patrol Activity



- |                               |                              |                                  |                                |
|-------------------------------|------------------------------|----------------------------------|--------------------------------|
| ■ A Citizen Contact           | ■ B Patrol Alert             | ■ C Security Checks              | ■ D Suspicious Person/Vehicle  |
| ■ E Traffic Law Enforcement   | ■ F Offense/Incident Reports | ■ G Vacation Watch               | ■ H Open Door / Window         |
| ■ I Assist Contract Citizen   | ■ J Welfare Check / Med.     | ■ K Traffic Initiative           | ■ L Traffic Hazard             |
| ■ M Animal Humane             | ■ N Alarms                   | ■ O Mental Cases (171)           | ■ P Disturbance                |
| ■ Q Criminal Investigation    | ■ R Follow-up Investigation  | ■ S Criminal Mischief            | ■ T Burglary Residence/Vehicle |
| ■ U Theft / Theft of Business | ■ V Citizen Assaulted        | ■ W Robbery of an Individual     | ■ X Trespass Warning           |
| ■ Y Major/Minor Crash         | ■ Z Child Custody Disputes   | ■ AA Assist The Officer (Pct. 7) | ■ BB Runaway Missing Persons   |
| ■ CC Assisted LEA             | ■ DD Solicitors              | ■ EE Meeting/Event/Ct.           |                                |

**B. Patrol Activity by West Belfort Personnel:**

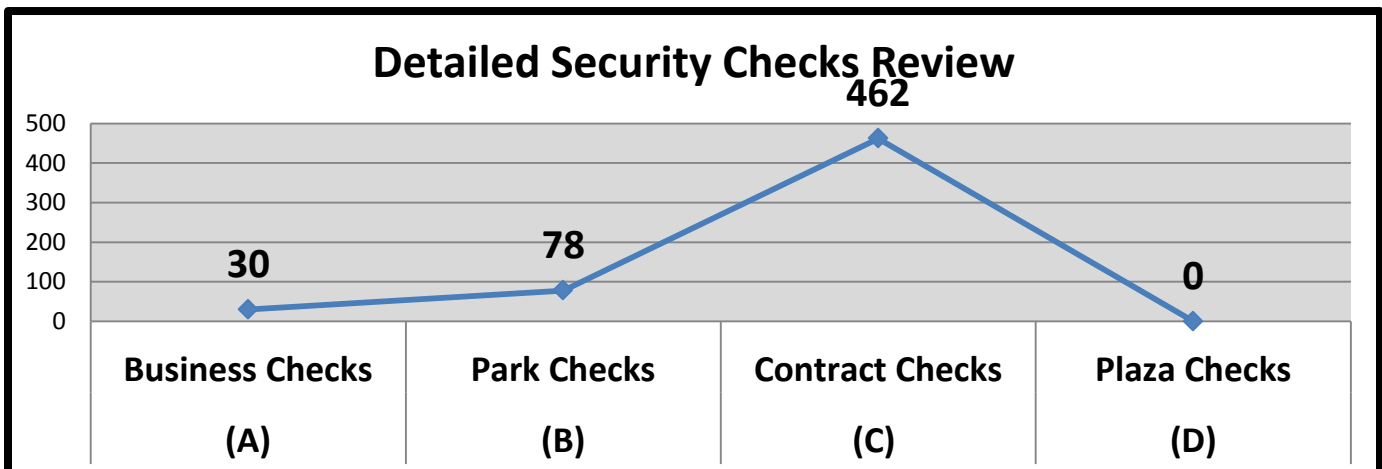


**C. Security Checks Monthly Total:**

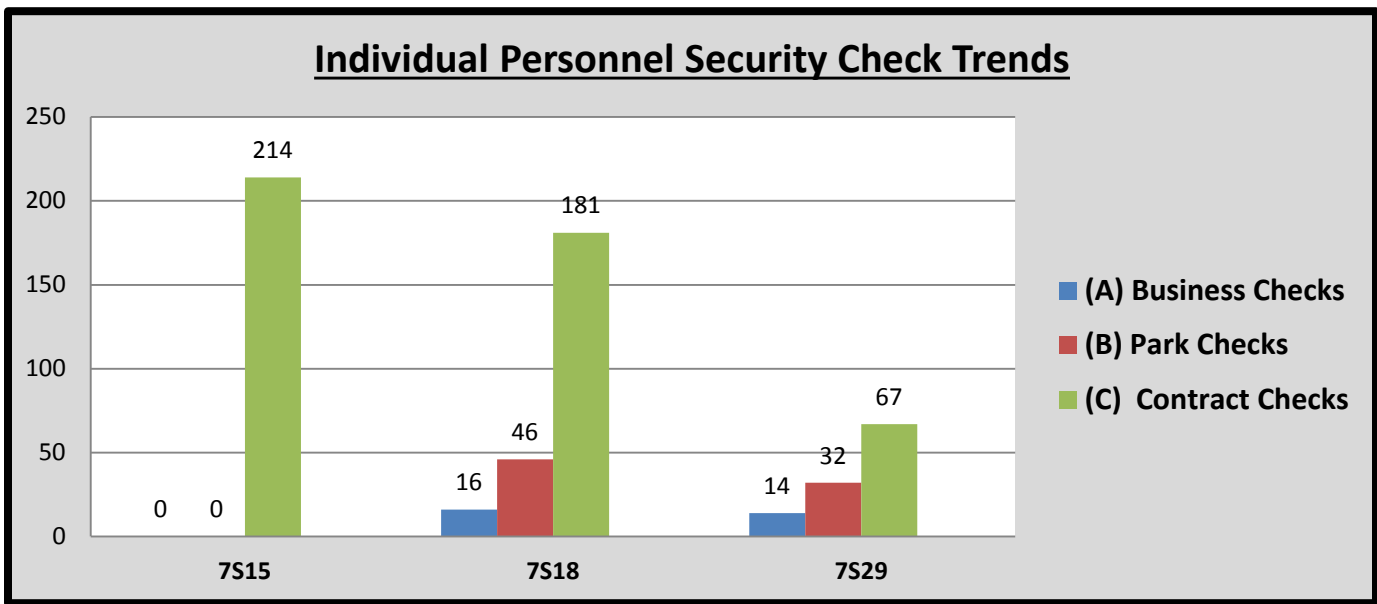
**0570**

*	Security Checks	7S18	7S28	7S29	TOT	AVER	%
(A)	Business Checks	0	16	14	30	10.0	5%
(B)	Park Checks	0	46	32	78	26.0	14%
(C)	Contract Checks	214	181	67	462	154.0	81%
(D)	Plaza Checks	0	0	0	0	0.0	0%
(E)	<i>Totals</i>	214	243	113	570	190.0	100%

**D. Detailed Security Checks Monthly:**



**E. Individual Personnel Security Check Trends:**



**F. CIT/MHO Dispositions Monthly Total:**

**000**

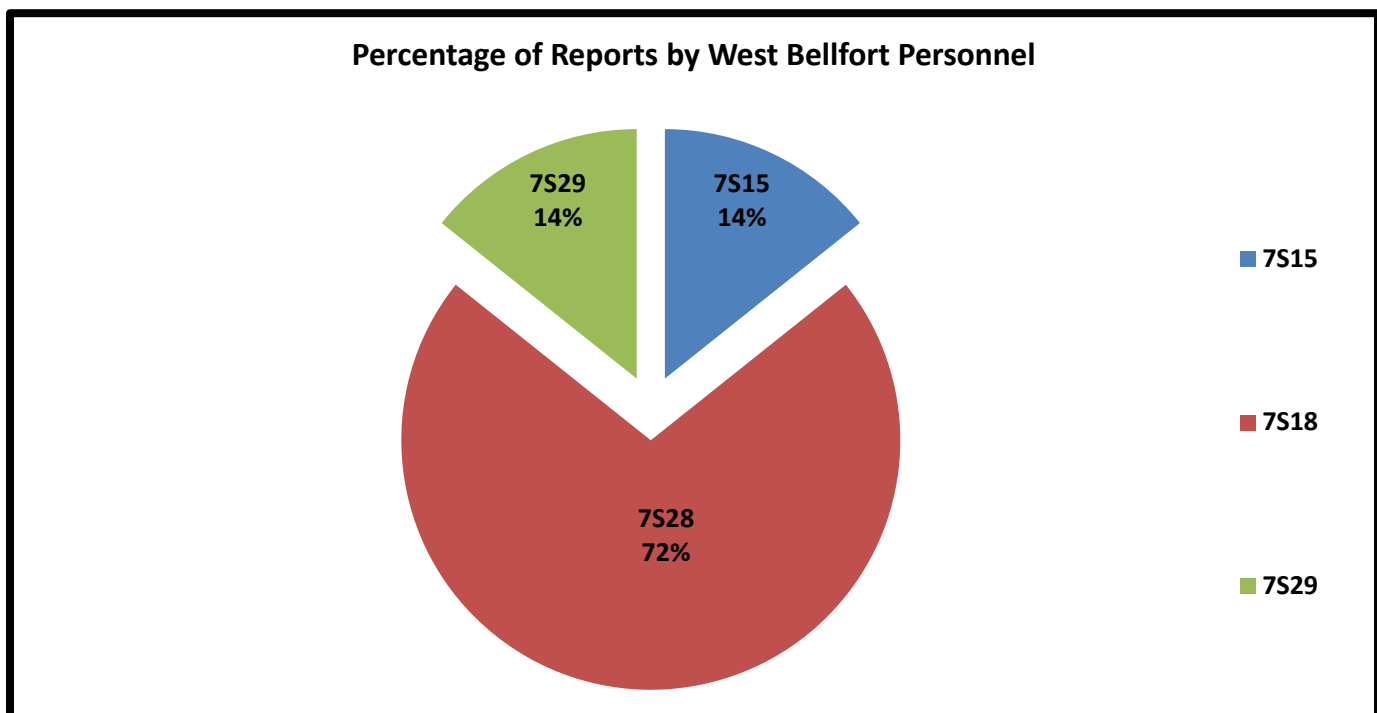
*	<i>C.I.T. Dispositions</i>	7S18	7S28	7S29	TOT	AVER	%
(A)	CIT/MHO Outside Referral	0	0	0	0	0.0	#DIV/0!
(B)	CIT/MHO Transport	0	0	0	0	0.0	#DIV/0!
(C)	CIT/MHO CIT Contact	0	0	0	0	0.0	#DIV/0!
(D)	CIT/MHO Arrest	0	0	0	0	0.0	#DIV/0!
(E)	<i>Totals</i>	0	0	0	0	0.0	#DIV/0!

**G. Offense/Incident Reports Monthly Total:**

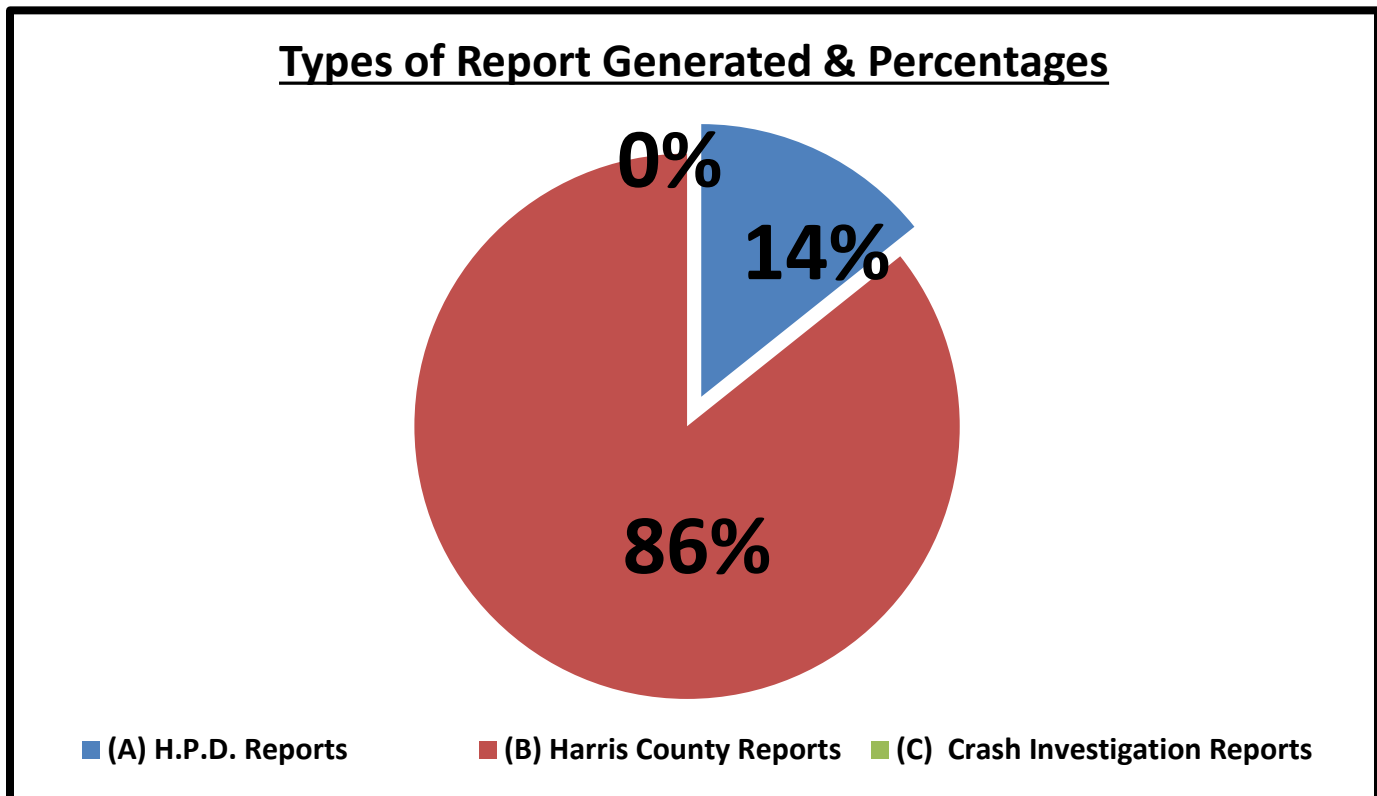
**007**

*	<i>Offense/Incident Reports</i>	7S18	7S28	7S29	TOT	AVER	%
(A)	H.P.D. Reports	0	0	1	1	0.3	14%
(B)	Harris County Reports	1	5	0	6	2.0	86%
(C)	Crash Investigation Reports	0	0	0	0	0.0	0%
(D)	<i>Totals</i>	1	5	1	7	2.3	100%

## H. Report Generation Percentages:



## I. Percentages:

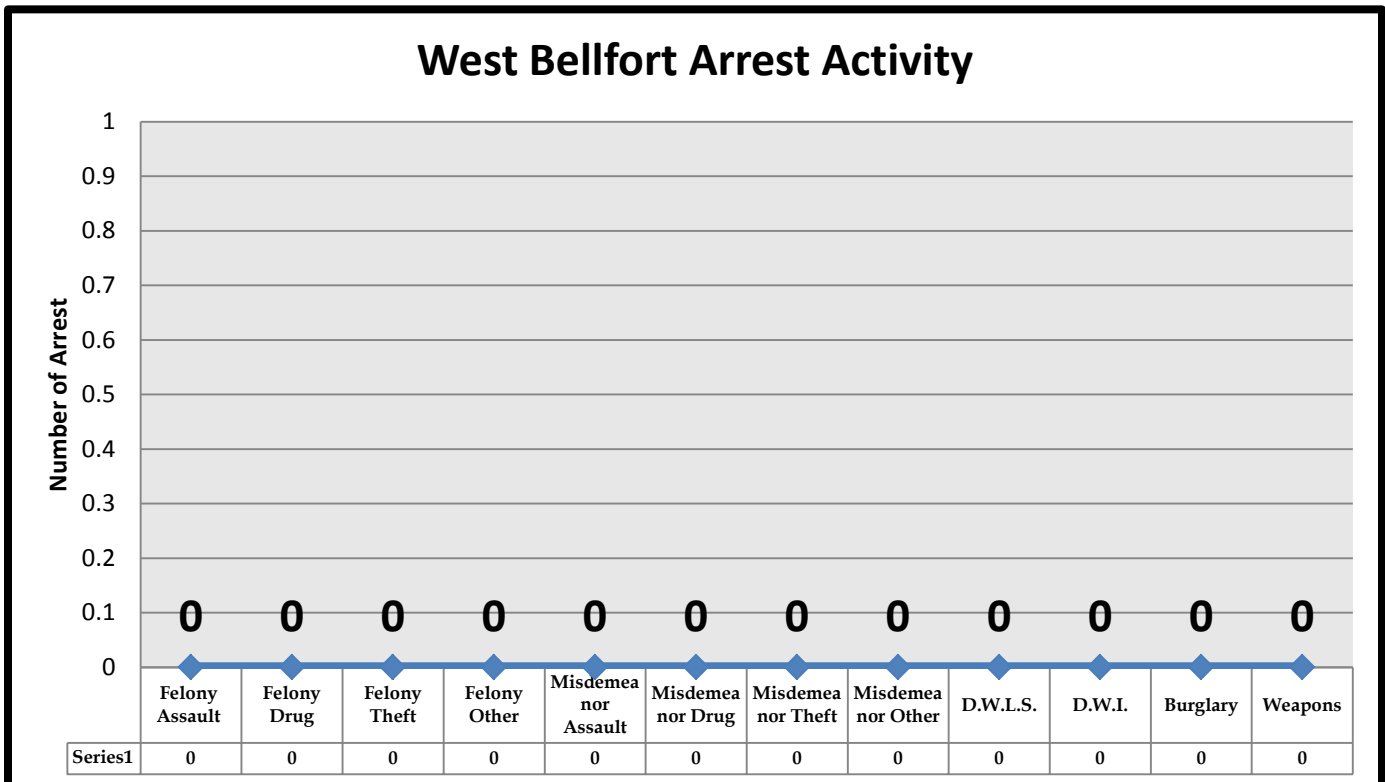


**J. Types of Criminal Arrests Monthly Total:**

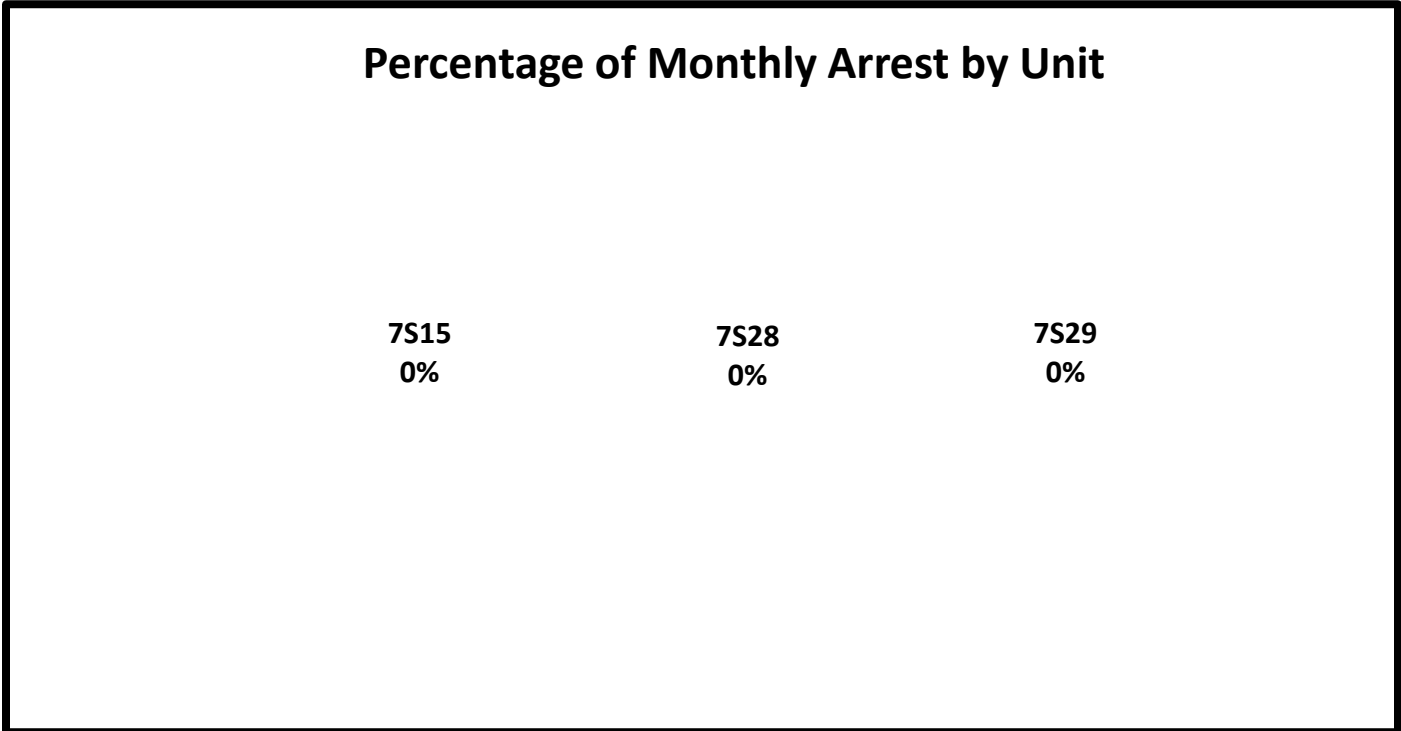
**000**

*	Types of Criminal Arrests	7S18	7S28	7S29	TOT	AVER	%
A	Felony Assault	0	0	0	0	0.0	0%
B	Felony Drug	0	0	0	0	0.0	0%
C	Felony Theft	0	0	0	0	0.0	0%
D	Felony Other	0	0	0	0	0.0	0%
E	Misdemeanor Assault	0	0	0	0	0.0	0%
F	Misdemeanor Drug	0	0	0	0	0.0	0%
G	Misdemeanor Theft	0	0	0	0	0.0	0%
H	Misdemeanor Other	0	0	0	0	0.0	100%
I	D.W.L.S.	0	0	0	0	0.0	0%
J	D.W.I.	0	0	0	0	0.0	0%
K	Burglary	0	0	0	0	0.0	0%
L	Weapons	0	0	0	0	0.0	0%
M	Totals	0	0	0	0	0.0	100%


**K. Types of Criminal Arrests Monthly Total:**



**L. Types of Criminal Arrests Monthly Total:**



**M. Types of Criminal Arrests Monthly Total:**





**N. Executed Warrant Monthly Total:**

**000**

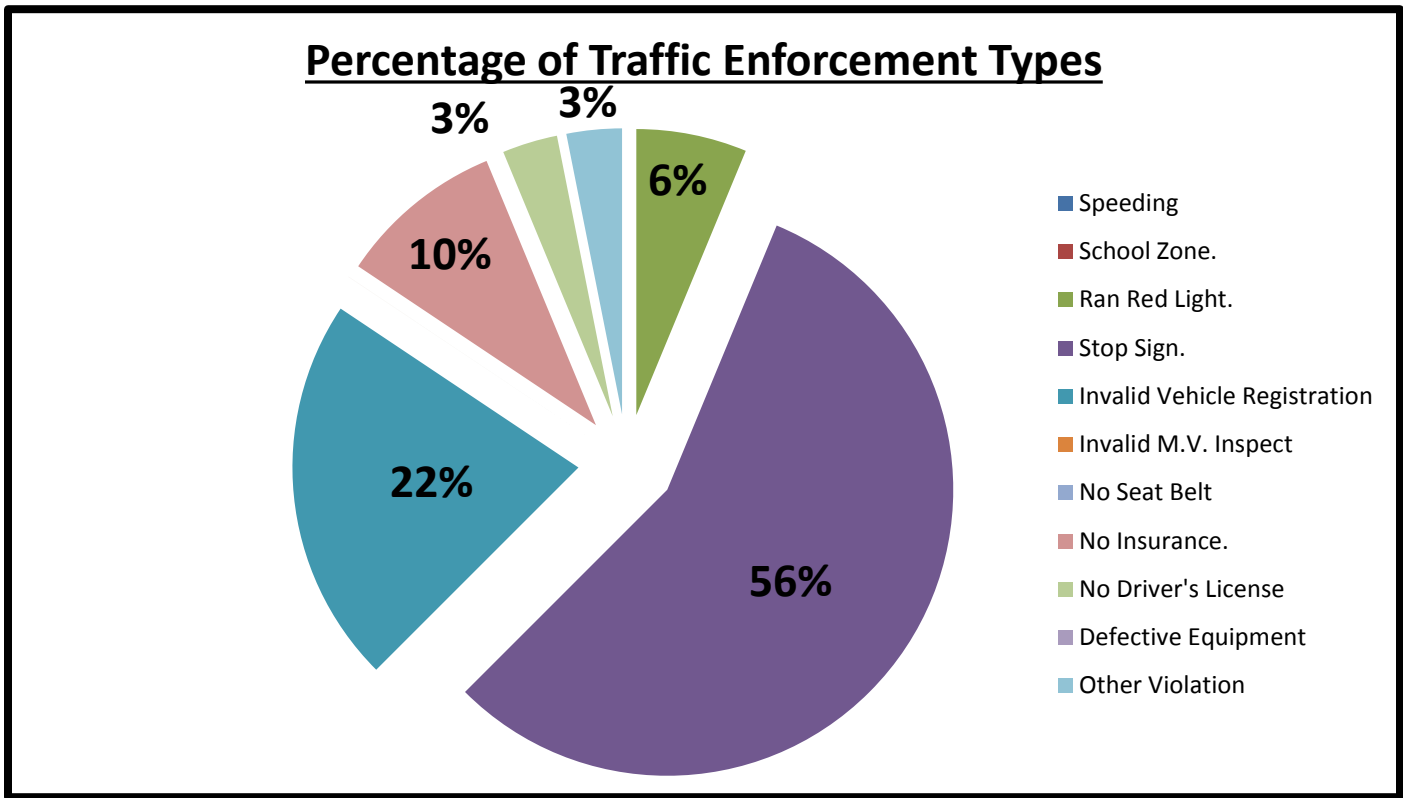
*	Executed Warrants	7S18	7S28	7S29	TOT	AVER	%
(A)	Felony Warrants	0	0	0	0	0.0	#DIV/0!
(B)	Misdemeanor Warrants	0	0	0	0	0.0	#DIV/0!
(C)	Totals	0	0	0	0	0.0	#DIV/0!

**O. Traffic Law Enforcement Total:**

**069**

*	Traffic Enforcement	7S18	7S28	7S29	TOT	AVER	%
A	Speeding	0	0	0	0	0.0	0%
B	School Zone.	0	0	0	0	0.0	0%
C	Ran Red Light.	2	0	0	2	0.7	6%
D	Stop Sign.	16	2	0	18	6.0	56%
E	Invalid Vehicle Registration	6	0	1	7	2.3	22%
F	Invalid M.V. Inspect	0	0	0	0	0.0	0%
G	No Seat Belt	0	0	0	0	0.0	0%
H	No Insurance.	2	1	0	3	1.0	9%
I	No Driver's License	0	1	0	1	0.3	3%
J	Defective Equipment	0	0	0	0	0.0	0%
K	Other Violation	1	0	0	1	0.3	3%
L	Written Warnings	0	0	0	0	0.0	0%
M	Verbal Warning	29	3	5	37	12.3	100%
N	Citation	27	4	1	32	10.7	46%
O	Total Violations	56	7	6	69	23.0	100%

**P. Traffic Law Enforcement Total:**



**Q. Citations vs. Warnings Monthly Total:**

**0069**

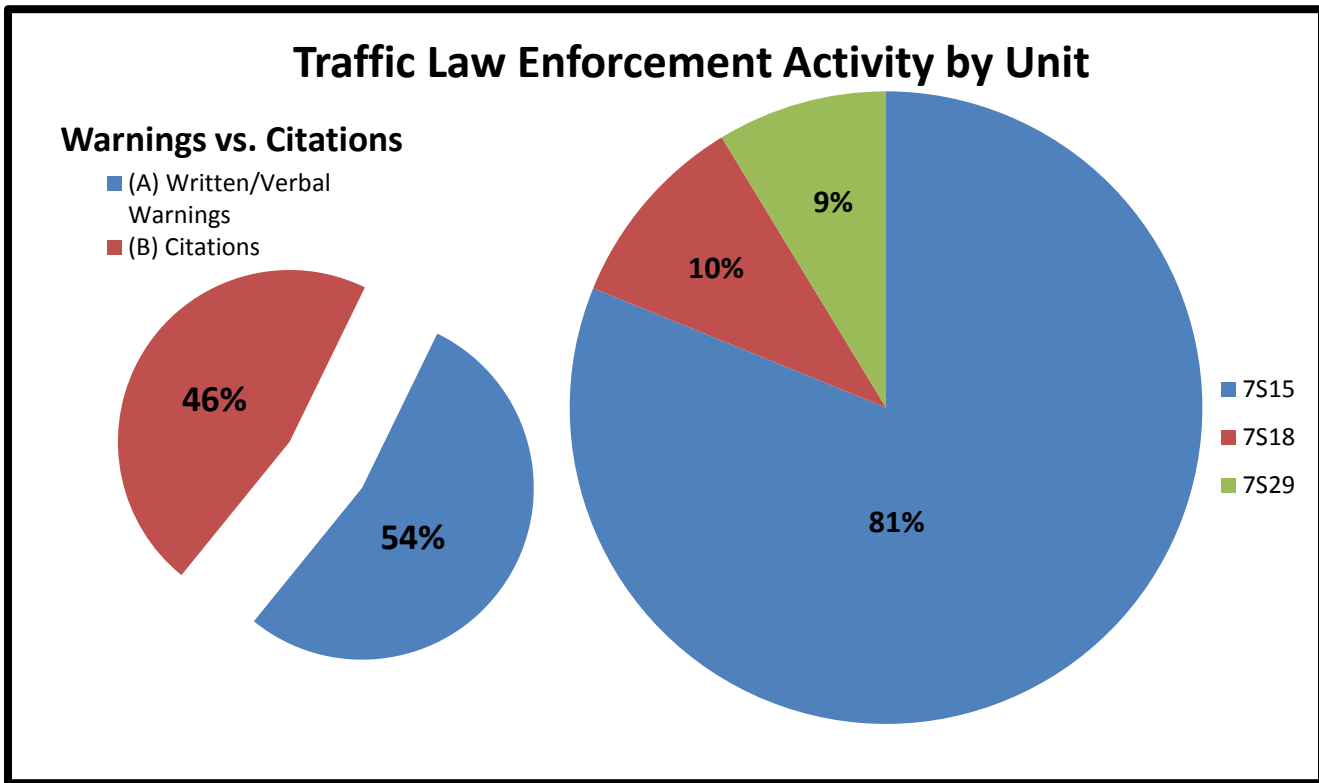
*	Warnings vs. Citations	7S18	7S28	7S29	TOT	AVER	%
(A)	Written/Verbal Warnings	29	3	5	37	12.3	54%
(B)	Citations	27	4	1	32	10.7	46%
(C)	<i>Totals</i>	56	7	6	69	23.0	100%

**R. Sources of Calls for Service Monthly Total:**

**0817**

*	Sources of Calls for Service	7S18	7S28	7S29	TOT	AVER	%
(A)	On View	0	8	0	8	2.7	1%
(B)	Dispatched	14	18	3	35	11.7	4%
(C)	Self-Initiated	251	263	260	774	258.0	95%
(D)	<i>Totals</i>	265	289	263	817	272.3	100%

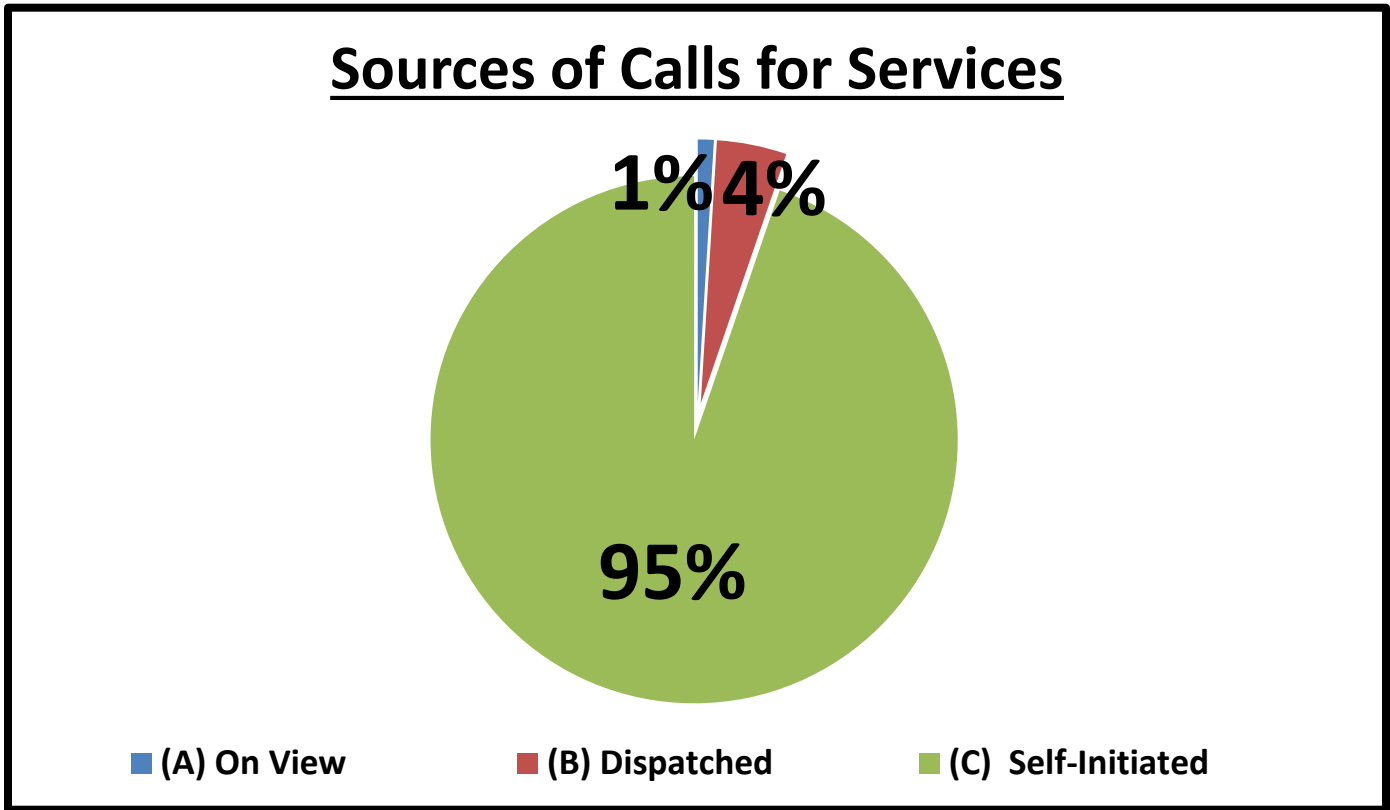
**S. Sources of Calls for Service Percentages:**



**T. Sources of Calls for Service Percentages:**

*	<i>Sources of Calls for Service</i>	7S18	7S28	7S29	TOT
(A)	On View	0%	3%	0%	1%
(B)	Dispatched	5%	6%	1%	4%
(C)	Self-Initiated	95%	91%	99%	95%
(D)	<i>Totals</i>	100%	100%	100%	100%

U. Sources of Calls for Service Percentages:



V. Free Reserve Personnel Time Utilized in Contract Monthly Total: 128

*	Free Reserve Personnel Time	7S18	7S28	7S29		TOT	AVER	%	7S15	7S18	7S29
(A)	Totals	128	0	0		128	42.7	100%	100%	0%	0%

**W. Monthly Productivity Analysis Report (M.P.A.R.) - Executive Summary:**

*	<i>Units</i>	7S18	7S28	7S29		TOT	AVER
1	Patrol Activity	265	289	263		817	272.3
2	Security Checks	214	243	113		570	190.0
3	C.I.T. Interactions	0	0	0		0	0.0
4	Offense/Incident Reports	1	5	1		7	2.3
*	<i>Total Service Calls</i>	480	537	377		1394	464.7
1	Criminal Arrests	0	0	0		0	0.0
2	Citations Issued	27	4	1		32	10.7
3	Written & Verbal Warnings	29	3	5		37	12.3
*	<i>Enforcement Service Calls</i>	56	7	6		69	23.0
*	<i>Total Hours</i>	160	160	160		480	160.0
1	Sick Time Used	0	0	0		0	0.0
2	Vacation Time Used	0	0	0		0	0.0
3	Training Time Used	0	0	0		0	0.0
4	Compensatory Time Used	8	0	0		8	2.7
*	<i>Hours Actually Worked</i>	152	160	160		472	157.3
*	<i>Unit Productivity Ratio</i>	3.5	3.4	2.4		3.1	3.1

**X. Mileage Total:**

**2855**

*	<i>Mileage</i>	7S18	7S28	7S29		TOT	AVER	%
(A)	<i>Totals</i>	1084	763	1008		2855	951.7	349%

**Y. Patrol Alert Submission Report:**

*	<i>Received</i>				<i>Subject</i>
00x	<i>Date</i>	<i>Time</i>	<i>Code</i>	<i>Location</i>	
A.					

## Z. Incident Summaries:

01.	JUNE 08, 2017	1000 HOURS	FAILURE TO IDENTIFY		DEPUTY W. NOWLIN III	
	DAYSHIFT:	8200 WEST BELLFORT	WB	"M"	HC:	17-0092079
<p>On June 8, 2017, a <b>Thursday</b>, at approximately 10:44 am hours, while on patrol in the West Bellfort Contract, I on viewed a criminal trespassing suspect on the premises of 8200 W Bellfort. I asked the individual to identify himself and he gave a false name. Suspect was found to be a fugitive from justice and was subsequently arrested. Suspect was transported to Harris County Jail. A CAD report was generated for this incident. The patrol activity type is <b>PAT=D</b></p>						
02.	JUNE 09, 2017	2100 HOURS	BURGLARY MOTOR VEHICLE		DEPUTY D. PITTS	
	EVENINGSHIFT:	8000 CANDLE	WB	"M"	HC:	17-0092859
<p>On June 09, 2017, a <b>Friday</b>, at approximately 21:18 hours, while on patrol in the West Bellfort Contract, I was dispatched to a report of a Burglary of a Motor Vehicle. I investigated the scene, lifted latent prints, and generated an ARS report. The patrol activity type is "PAT=T".</p>						
03.	JUNE 27, 2017	1500 HOURS	BURGLARY HABITATION		DEPUTY J. PYLAND	
	EVENINGSHIFT:	7700 CLARIDGE DRIVE	WB	"F"	HC:	17-0103063
<p>On June 27, 2017, a <b>Tuesday</b>, at approximately 15:20 hours, while on patrol in the West Bellfort Contract, I was dispatched to a Burglary of a Habitation call that already occurred at 7702 Claridge Dr. I (Deputy Pyland) arrived at the residence to take finger prints, and to interview the Complainant. The patrol activity type is "PAT=T".</p>						
04.	JUNE 27, 2017	1700 HOURS	DISTURBANCE		DEPUTY J. PYLAND	
	EVENINGSHIFT:	7700 CREEKBEND	WB	"N/A"	HC:	17-0103164
<p>On June 27, 2017, a <b>Tuesday</b>, at approximately 17:30 hours, while on patrol in the West Bellfort Contract, I was dispatched to a Disturbance call that already occurred at 7700 Creekbend Drive. I (Deputy J. Pyland) arrived at the residence to interview the Complainant and Suspect. The Suspect was not at the residence. I (Deputy J. Pyland) collected all pertinent information regarding this case. The patrol activity type is "PAT=P".</p>						
05.	JUNE 30, 2017	0600 HOURS	BURGLARY MOTOR VEHICLE		DEPUTY N. ANTON	
	NIGHTSHIFT:	7800 WEST BELLFORT	WB	"M"	HPD:	0823969-17
<p>On June 30, 2017, a <b>Friday</b>, at approximately 06:07 hours, while on patrol in the West Bellfort Contract, I was dispatched to a report of a Burglary of a Motor Vehicle. I investigated the scene and generated an HPD report. The patrol activity type is <b>PAT=T</b>.</p>						

## AA. Hotspot Report:

*See Appendix A1 for Hotspot Report:*

*Please note: 87s18 = Deputy W. Nowlin, 87s28 = Deputy D. Pitts and 87s29 = Deputy N. Anton.*

***Sergeant Jon Meek***

Sergeant Jon Meek  
Neighborhood Patrol Division, First Line Supervisor  
Harris County Constable's Office of Precinct 713-643-6602