



MAY WALKER, CONSTABLE
PRECINCT SEVEN
HARRIS COUNTY, TEXAS

MAIN OFFICE
5300 Griggs Road
Houston, Texas 77021
PHONE (713) 643-6602
FAX (713) 643-3401

Date: August 9, 2017

From: Sergeant Jon Meek
Neighborhood Patrol Division, First Line Supervisor
Harris County Constable's Office of Precinct "7"

To: Property Owners Association
Board of Directors & Management Company

Subject: July Monthly Productivity Analysis Report
Enclosure: **MPAR – July 2017**
Distribution: Executive Command Staff & Board of Directors & Management Company

The purpose of this "**Monthly Productivity Analysis Report**" (M.P.A.R.) is to provide the executive command staff with the appropriate data to analyze the productivity of assigned personnel and their shifts' activities to allow for the validation of individual and divisional performance evaluations. With regard to the specific contents of the report, there are 18 distinctive component parts of this report. These components are enumerated below:

- | | |
|--|---|
| 01. Patrol Activity Details | 10. Traffic Enforcement Report |
| 02. Patrol Activity Analytical Summary | 11. Trends & Percentages of Traffic |
| 03. Patrol Activity Percentages & Trends | 12. Citation & Warning Issuance Review |
| 04. Security Checks Report | 13. Call for Service Report (<i>C.F.S.</i>) |
| 05. Security Checks Percentages & Trends | 14. Trends & Percentages for <i>C.F.S.</i> |
| 06. Crisis Intervention Disposition Report | 15. Overtime Report (service at no Cost) |
| 07. Offense/Incident Generation Report | 16. Reserve Deputy Use (at no Cost) |
| 08. Criminal Arrest Types Report | 17. Incident Summarization |
| 09. Warrant Execution Report | 18. Hotspot Report Data Review |

A cursory analysis of the statistical data from this report should be demonstrative of the quality of performance of this agency in realizing the contractual obligations and the overall achievement of the goals and objectives of this Agency and the Contract Division.

2684 total miles were driven and the shift responded to **1416** total service calls and conducted **0000** crash investigations. The shift issued **012** traffic citations, made **01** arrests and handled **0032** enforcement service related calls. The average productivity ratio for this month for this shift is **3.5**.

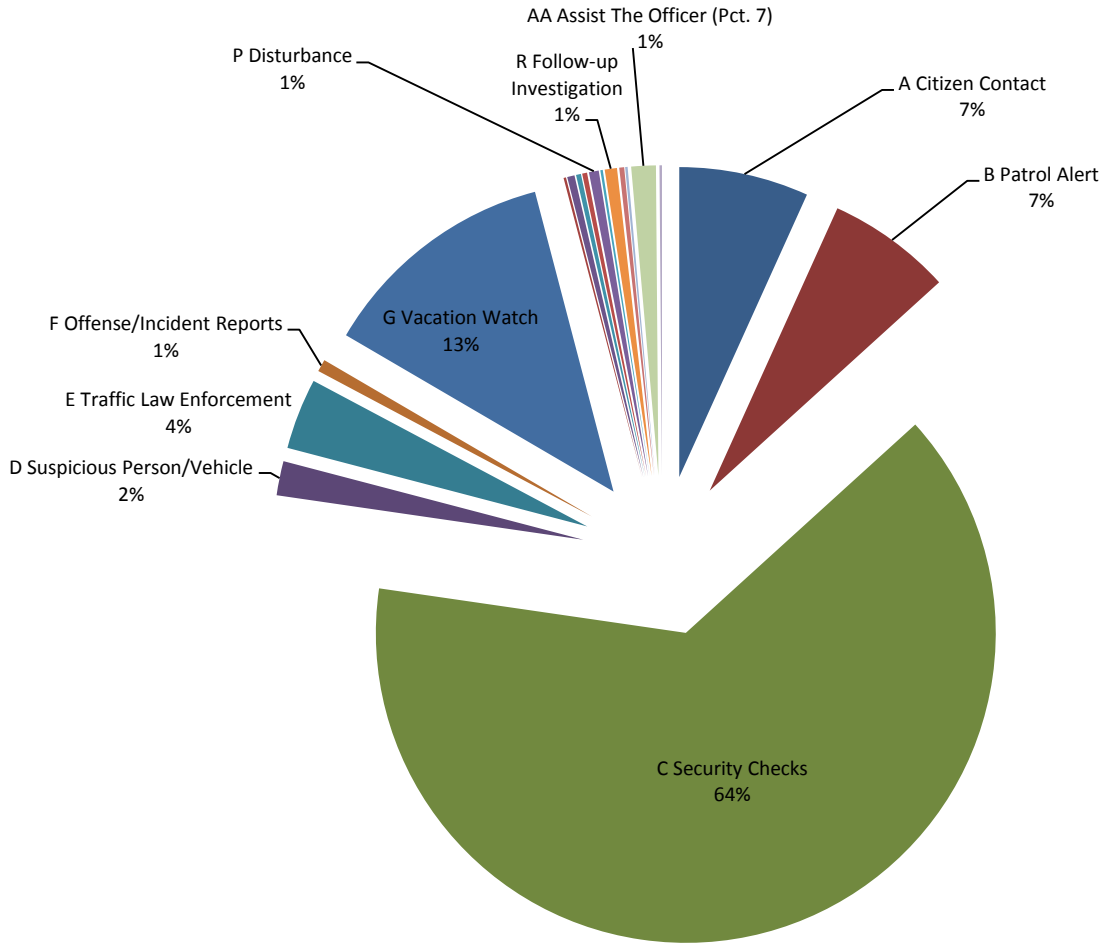
A. Patrol Activity Monthly Total:

0784

*	Patrol Activity Types	7S18	7S28	7S29	TOT	AVER	%
A	Citizen Contact	21	5	27	53	17.7	7%
B	Patrol Alert	0	0	51	51	17.0	7%
C	Security Checks	115	267	120	502	167.3	64%
D	Suspicious Person/Vehicle	6	5	3	14	4.7	2%
E	Traffic Law Enforcement	17	8	4	29	9.7	4%
F	Offense/Incident Reports	1	4	0	5	1.7	1%
G	Vacation Watch	27	39	32	98	32.7	13%
H	Open Door / Window	0	0	1	1	0.3	0%
I	Assist Contract Citizen	0	0	0	0	0.0	0%
J	Welfare Check / Med.	2	1	0	3	1.0	0%
K	Traffic Initiative	0	0	2	2	0.7	0%
L	Traffic Hazard	0	0	0	0	0.0	0%
M	Animal Humane	0	0	0	0	0.0	0%
N	Alarms	1	1	0	2	0.7	0%
O	Mental Cases (171)	0	0	0	0	0.0	0%
P	Disturbance	0	3	1	4	1.3	1%
Q	Criminal Investigation	0	1	0	1	0.3	0%
R	Follow-up Investigation	0	2	3	5	1.7	1%
S	Criminal Mischief	0	0	0	0	0.0	0%
T	Burglary Residence/Vehicle	0	2	0	2	0.7	0%
U	Theft / Theft of Business	0	0	0	0	0.0	0%
V	Citizen Assaulted	0	0	0	0	0.0	0%
W	Robbery of an Individual	0	0	0	0	0.0	0%
X	Trespass Warning	0	0	0	0	0.0	0%
Y	Major/Minor Crash	1	0	0	1	0.3	0%
Z	Child Custody Disputes	0	0	0	0	0.0	0%
AA	Assist The Officer (Pct. 7)	5	0	5	10	3.3	1%
BB	Runaway Missing Persons	1	0	0	1	0.3	0%
CC	Assisted LEA	0	0	0	0	0.0	0%
DD	Solicitors	0	0	0	0	0.0	0%
EE	Meeting/Event/Ct.	0	0	0	0	0.0	0%
*	MONTH TOTALS	197	338	249	784	261.3	100%

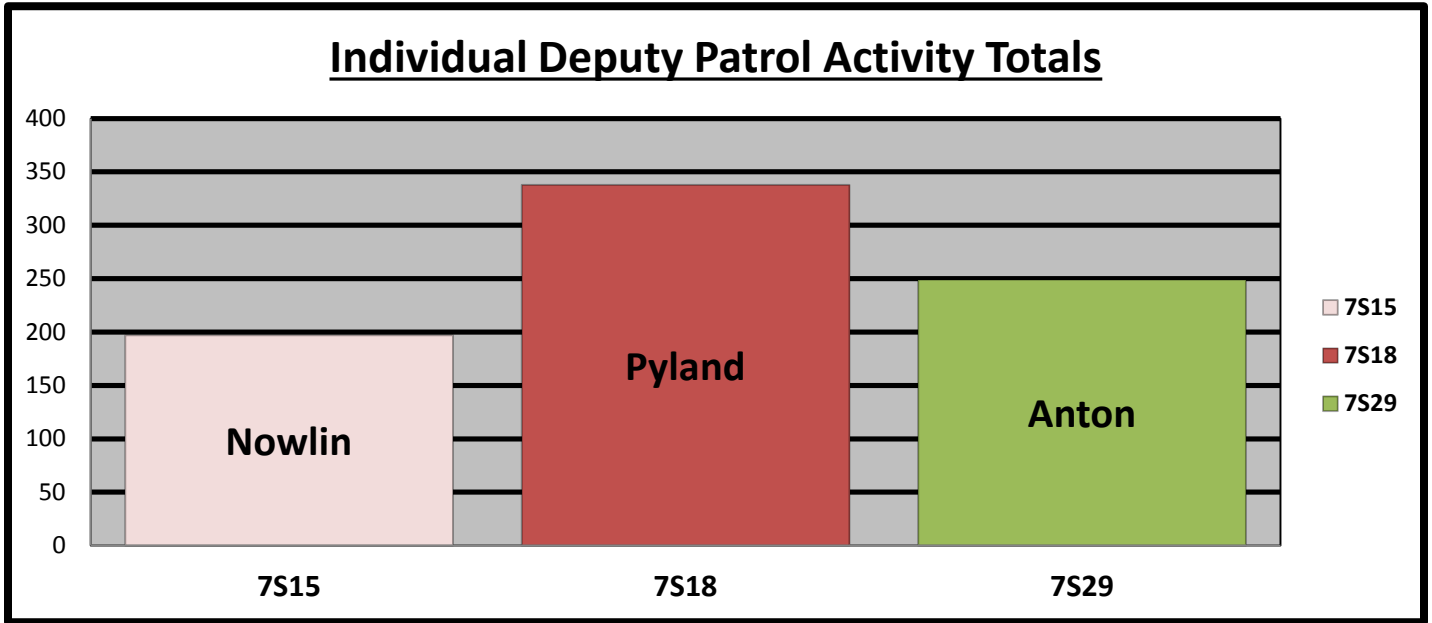
A1. Patrol Activity Percentage:

Percentage of Patrol Activity



- | | | | |
|-------------------------------|------------------------------|----------------------------------|--------------------------------|
| ■ A Citizen Contact | ■ B Patrol Alert | ■ C Security Checks | ■ D Suspicious Person/Vehicle |
| ■ E Traffic Law Enforcement | ■ F Offense/Incident Reports | ■ G Vacation Watch | ■ H Open Door / Window |
| ■ I Assist Contract Citizen | ■ J Welfare Check / Med. | ■ K Traffic Initiative | ■ L Traffic Hazard |
| ■ M Animal Humane | ■ N Alarms | ■ O Mental Cases (171) | ■ P Disturbance |
| ■ Q Criminal Investigation | ■ R Follow-up Investigation | ■ S Criminal Mischief | ■ T Burglary Residence/Vehicle |
| ■ U Theft / Theft of Business | ■ V Citizen Assaulted | ■ W Robbery of an Individual | ■ X Trespass Warning |
| ■ Y Major/Minor Crash | ■ Z Child Custody Disputes | ■ AA Assist The Officer (Pct. 7) | ■ BB Runaway Missing Persons |
| ■ CC Assisted LEA | ■ DD Solicitors | ■ EE Meeting/Event/Ct. | |

B. Patrol Activity by West Belfort Personnel:

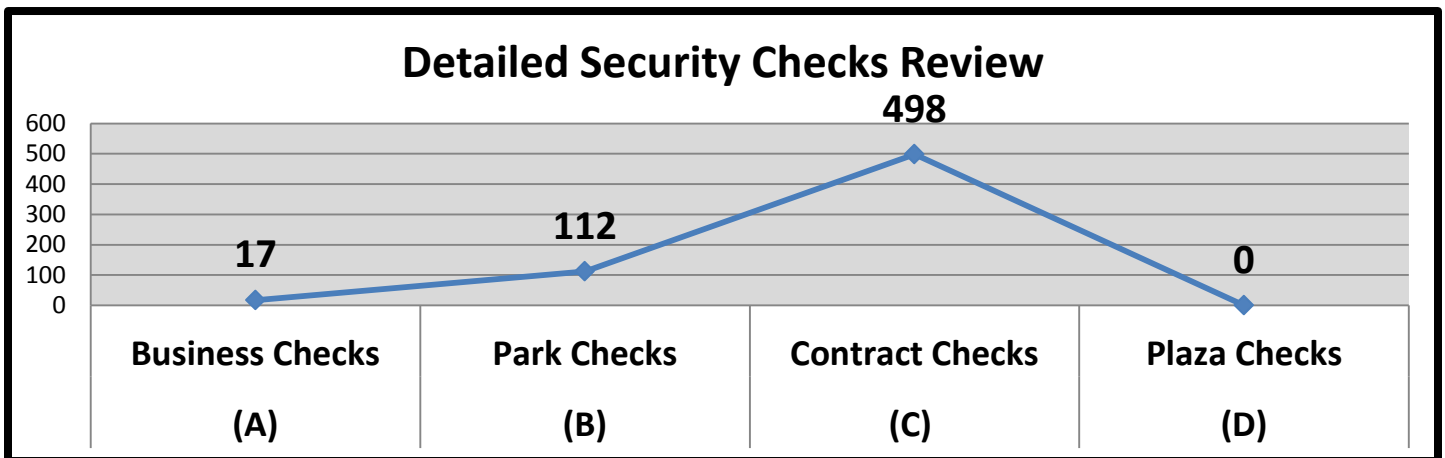


C. Security Checks Monthly Total:

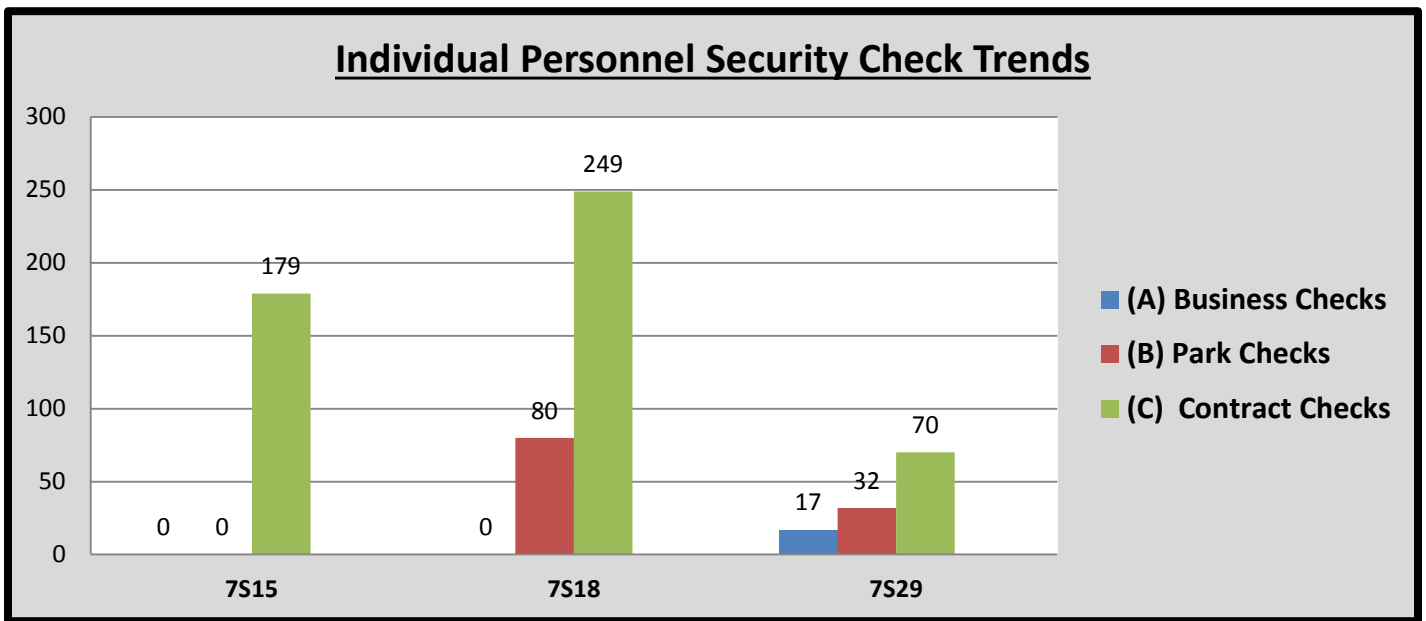
0627

*	Security Checks	7S18	7S28	7S29	TOT	AVER	%
(A)	Business Checks	0	0	17	17	5.7	3%
(B)	Park Checks	0	80	32	112	37.3	18%
(C)	Contract Checks	179	249	70	498	166.0	79%
(D)	Plaza Checks	0	0	0	0	0.0	0%
(E)	<i>Totals</i>	179	329	119	627	209.0	100%

D. Detailed Security Checks Monthly:



E. Individual Personnel Security Check Trends:



F. CIT/MHO Dispositions Monthly Total:

000

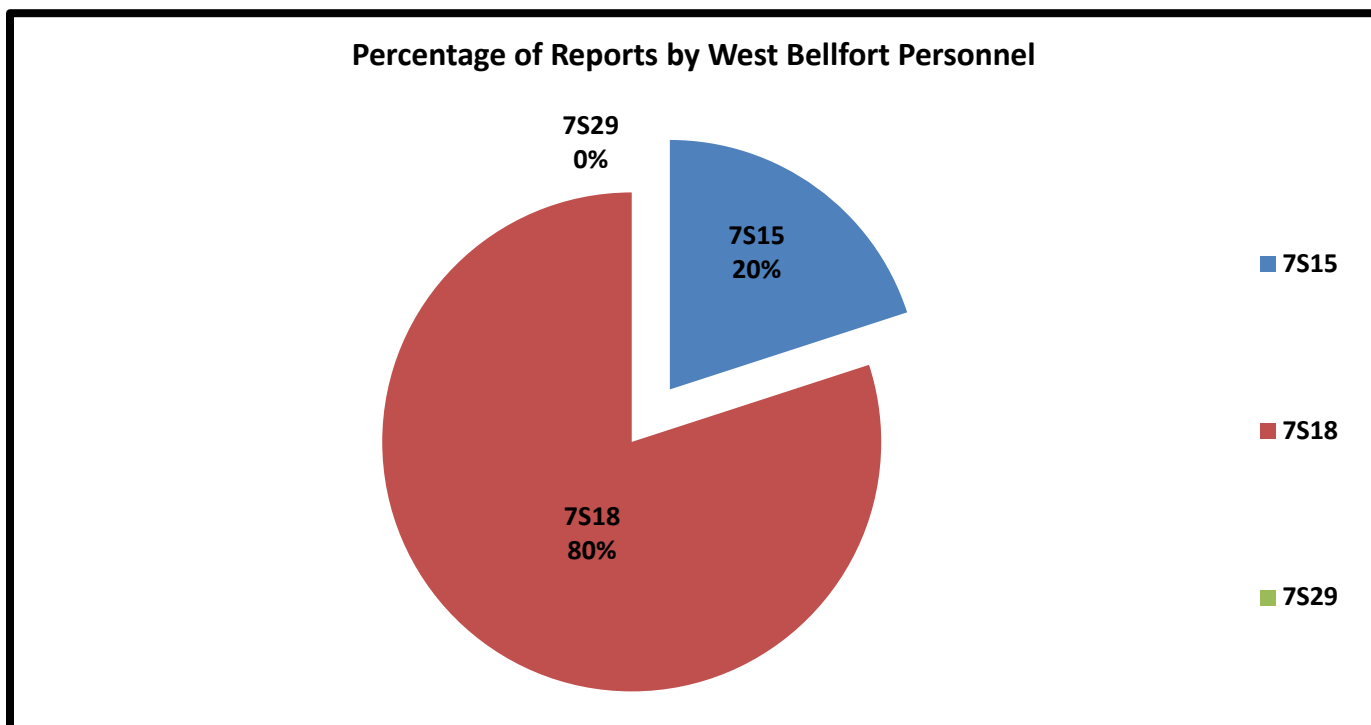
*	<i>C.I.T. Dispositions</i>	7S18	7S28	7S29	TOT	AVER	%
(A)	CIT/MHO Outside Referral	0	0	0	0	0.0	#DIV/0!
(B)	CIT/MHO Transport	0	0	0	0	0.0	#DIV/0!
(C)	CIT/MHO CIT Contact	0	0	0	0	0.0	#DIV/0!
(D)	CIT/MHO Arrest	0	0	0	0	0.0	#DIV/0!
(E)	<i>Totals</i>	0	0	0	0	0.0	#DIV/0!

G. Offense/Incident Reports Monthly Total:

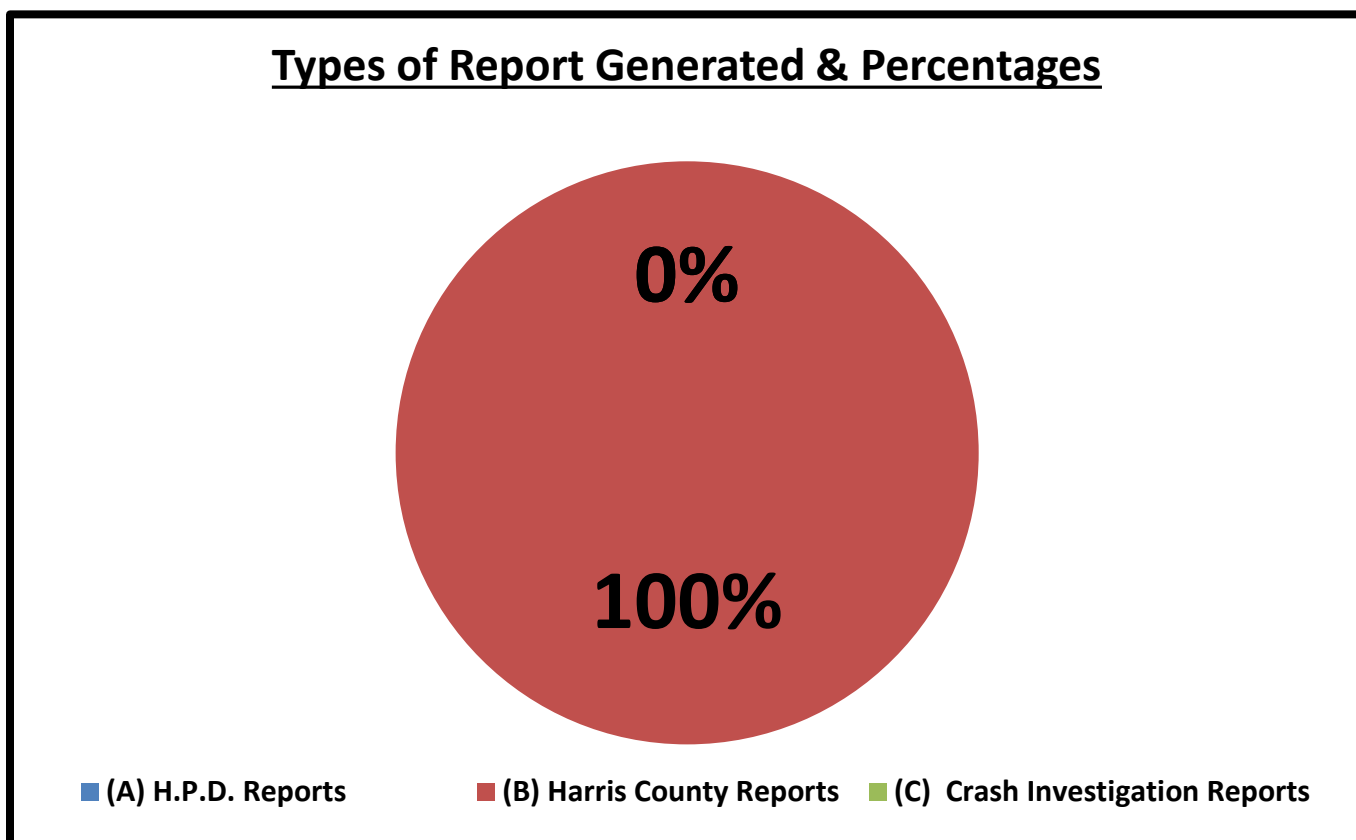
005

*	<i>Offense/Incident Reports</i>	7S18	7S28	7S29	TOT	AVER	%
(A)	H.P.D. Reports	0	0	0	0	0.0	0%
(B)	Harris County Reports	1	4	0	5	1.7	100%
(C)	Crash Investigation Reports	0	0	0	0	0.0	0%
(D)	<i>Totals</i>	1	4	0	5	1.7	100%

H. Report Generation Percentages:



I. Percentages:

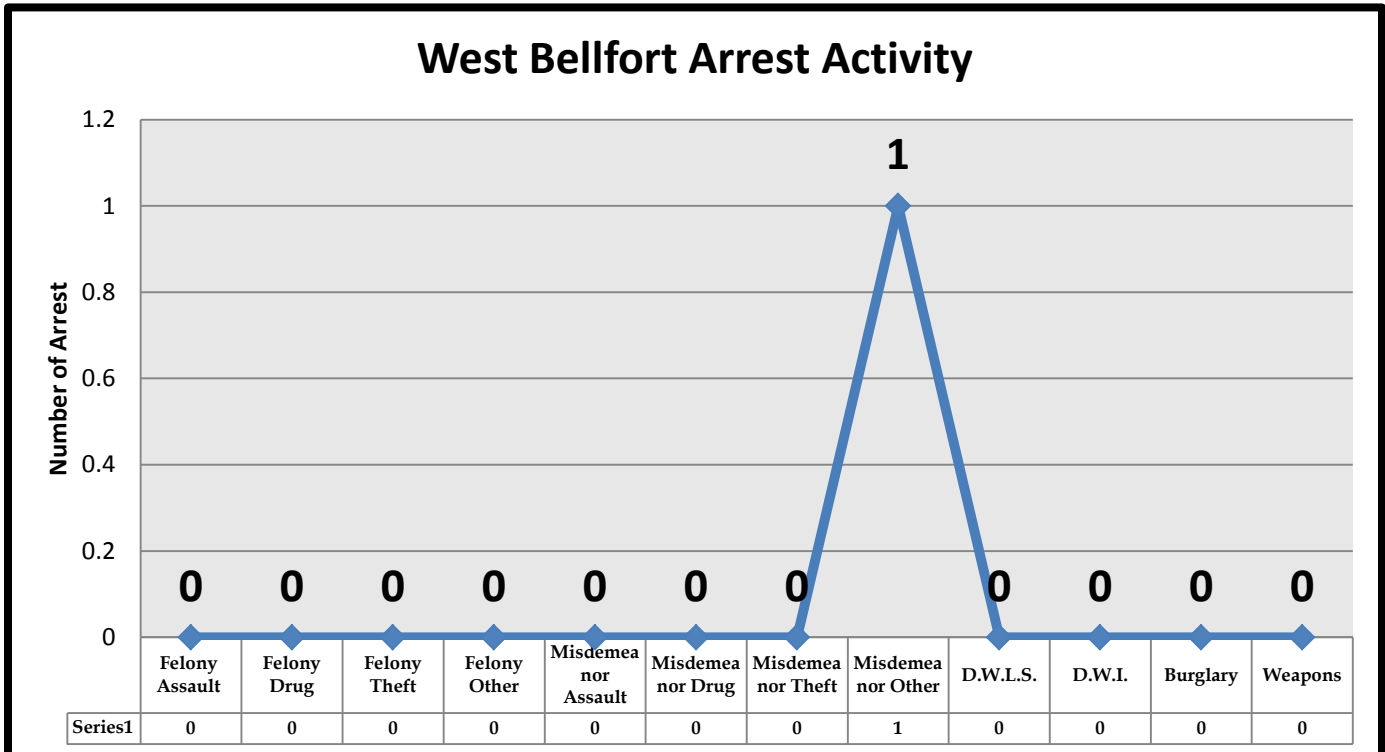


J. Types of Criminal Arrests Monthly Total:

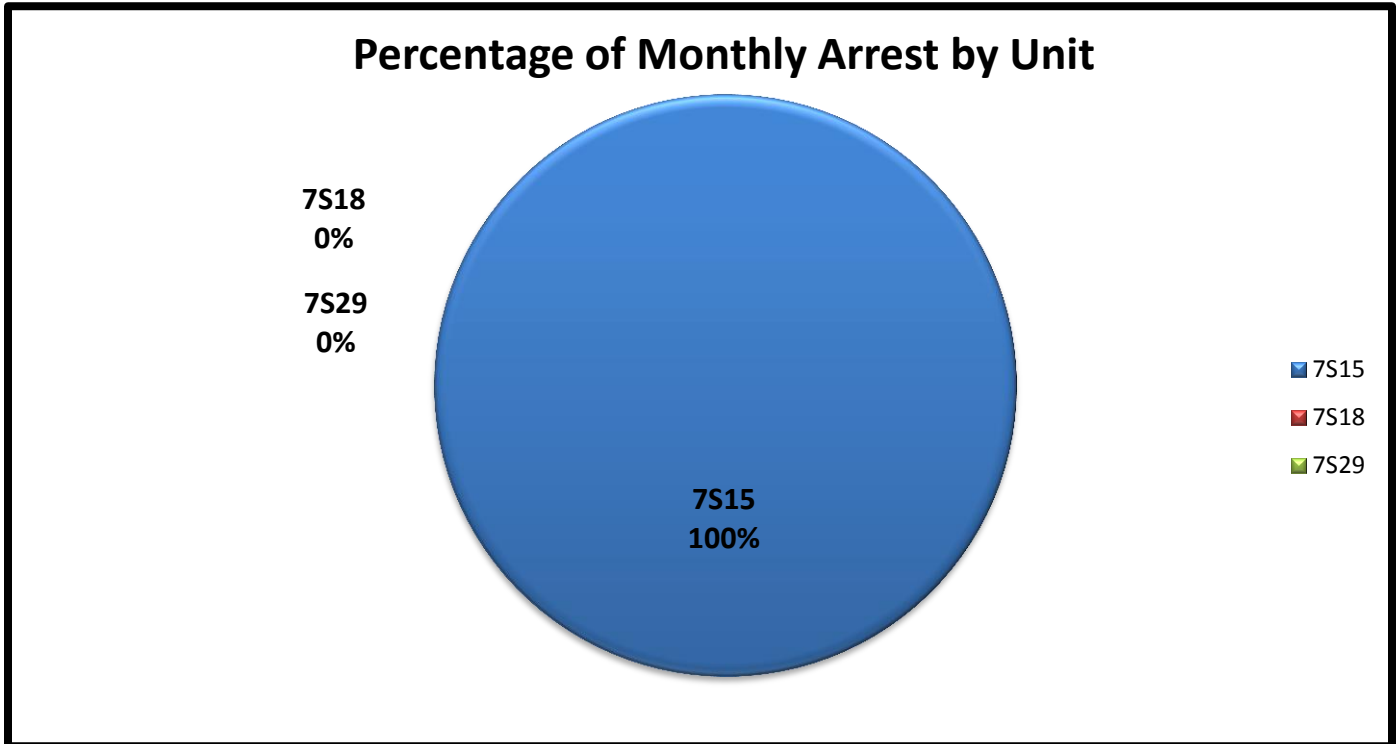
001

*	Types of Criminal Arrests	7S18	7S28	7S29	TOT	AVER	%
A	Felony Assault	0	0	0	0	0.0	0%
B	Felony Drug	0	0	0	0	0.0	0%
C	Felony Theft	0	0	0	0	0.0	0%
D	Felony Other	0	0	0	0	0.0	0%
E	Misdemeanor Assault	0	0	0	0	0.0	0%
F	Misdemeanor Drug	0	0	0	0	0.0	0%
G	Misdemeanor Theft	0	0	0	0	0.0	0%
H	Misdemeanor Other	1	0	0	1	0.3	100%
I	D.W.L.S.	0	0	0	0	0.0	0%
J	D.W.I.	0	0	0	0	0.0	0%
K	Burglary	0	0	0	0	0.0	0%
L	Weapons	0	0	0	0	0.0	0%
M	Totals	1	0	0	1	0.3	100%

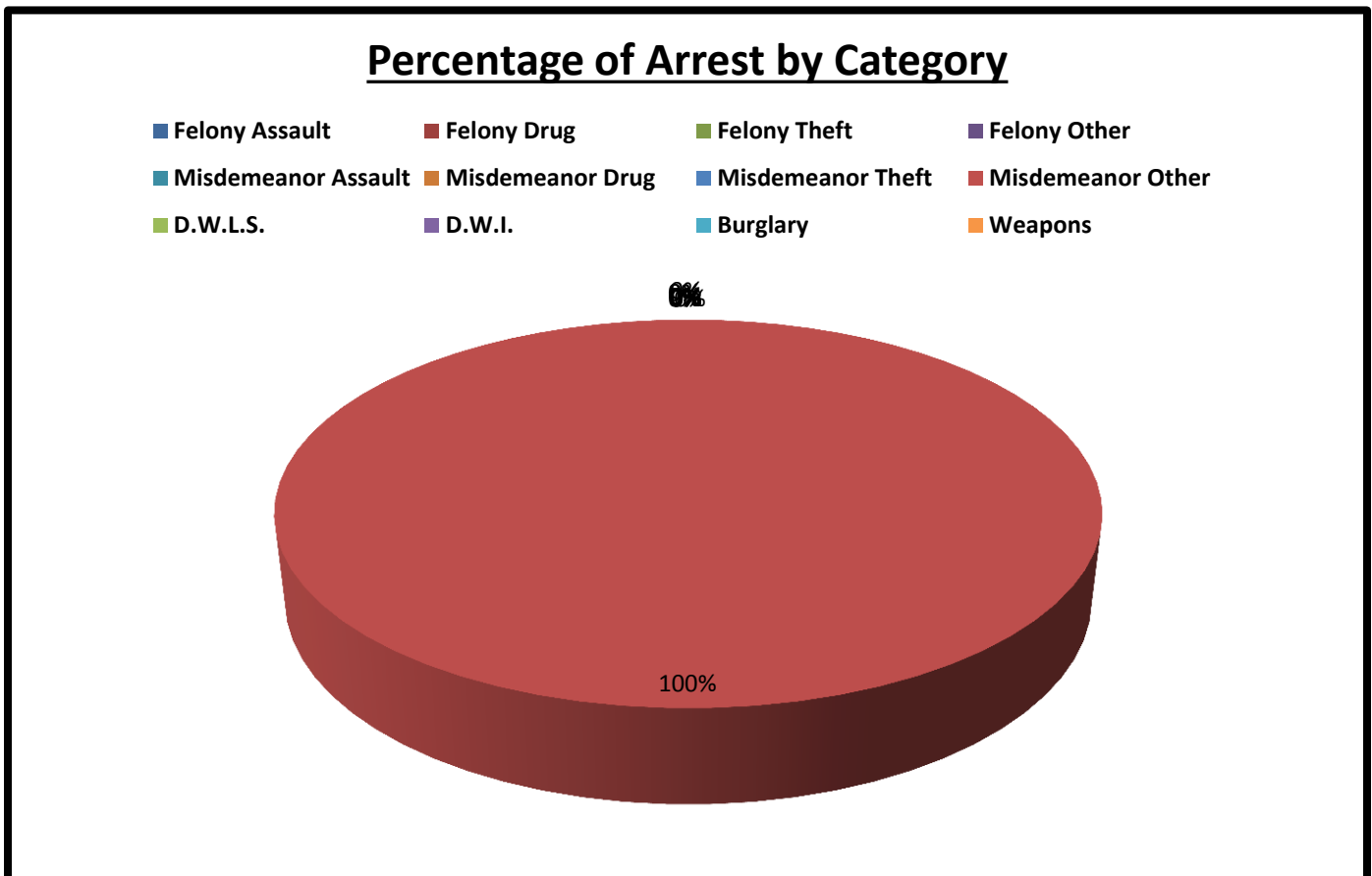
K. Types of Criminal Arrests Monthly Total:



L. Types of Criminal Arrests Monthly Total:



M. Types of Criminal Arrests Monthly Total:



N. Executed Warrant Monthly Total:

002

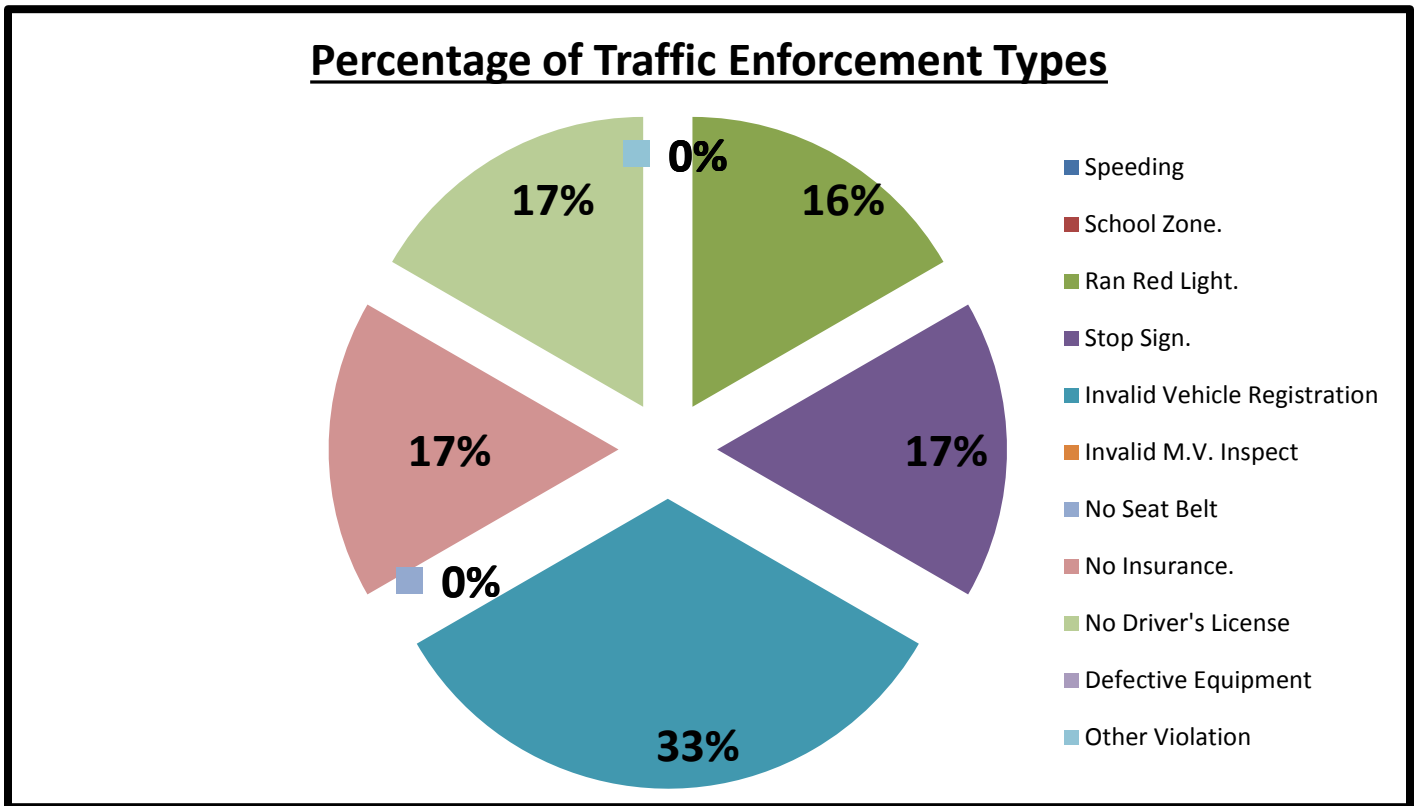
*	<i>Executed Warrants</i>	7S18	7S28	7S29	TOT	AVER	%
(A)	Felony Warrants	0	0	0	0	0.0	0%
(B)	Misdemeanor Warrants	2	0	0	2	0.7	100%
(C)	<i>Totals</i>	2	0	0	2	0.7	100%

O. Traffic Law Enforcement Total:

031

*	<i>Traffic Enforcement</i>	7S18	7S28	7S29	TOT	AVER	%
A	Speeding	0	0	0	0	0.0	0%
B	School Zone.	0	0	0	0	0.0	0%
C	Ran Red Light.	0	2	0	2	0.7	17%
D	Stop Sign.	1	1	0	2	0.7	17%
E	Invalid Vehicle Registration	4	0	0	4	1.3	33%
F	Invalid M.V. Inspect	0	0	0	0	0.0	0%
G	No Seat Belt	0	0	0	0	0.0	0%
H	No Insurance.	0	2	0	2	0.7	17%
I	No Driver's License	0	2	0	2	0.7	17%
J	Defective Equipment	0	0	0	0	0.0	0%
K	Other Violation	0	0	0	0	0.0	0%
L	Written Warnings	0	0	0	0	0.0	0%
M	Verbal Warning	11	4	4	19	6.3	100%
N	Citation	5	7	0	12	4.0	39%
O	Total Violations	16	11	4	31	10.3	100%

P. Traffic Law Enforcement Total:



Q. Citations vs. Warnings Monthly Total:

0031

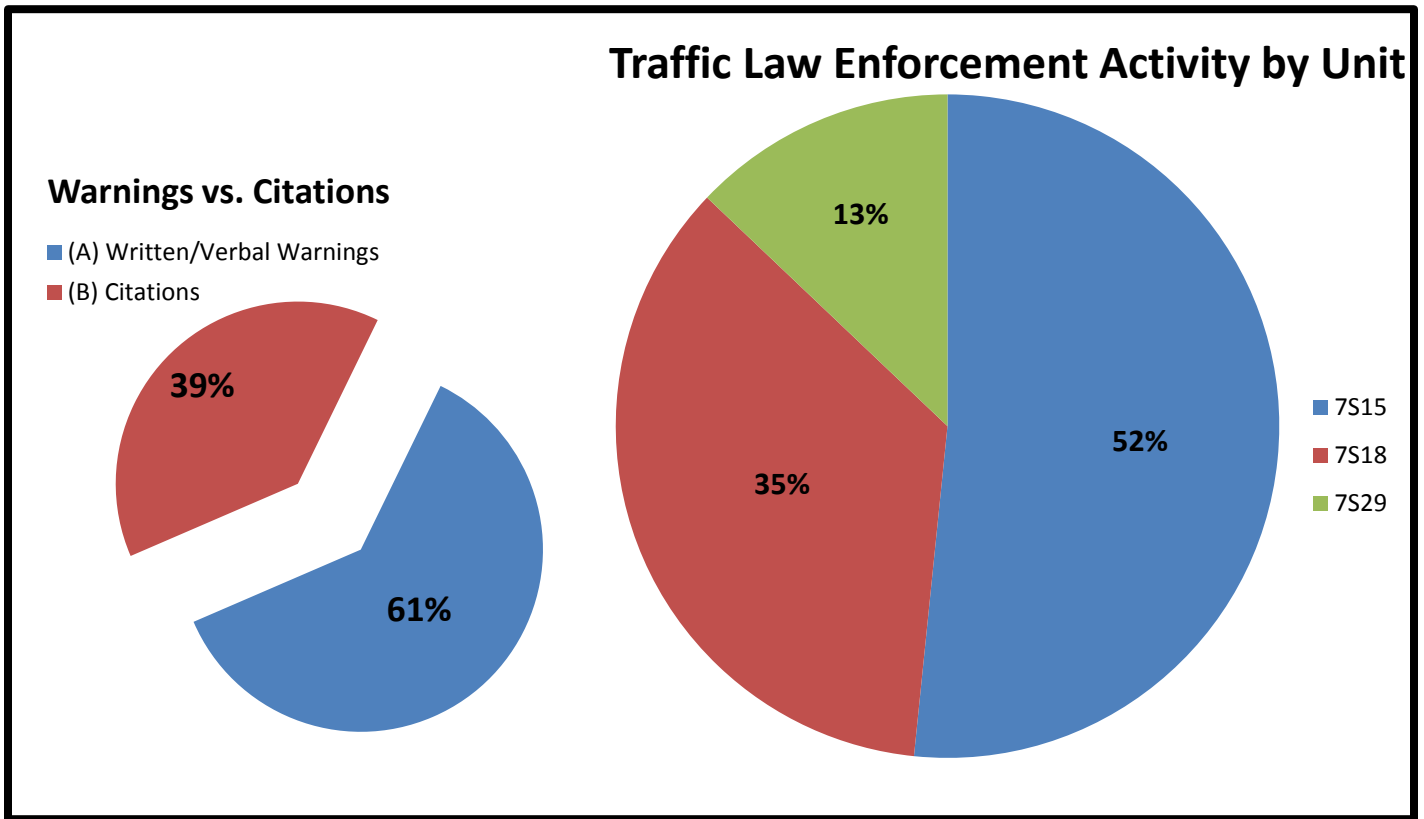
*	Warnings vs. Citations	7S18	7S28	7S29	TOT	AVER	%
(A)	Written/Verbal Warnings	11	4	4	19	6.3	61%
(B)	Citations	5	7	0	12	4.0	39%
(C)	<i>Totals</i>	16	11	4	31	10.3	100%

R. Sources of Calls for Service Monthly Total:

0779

*	Sources of Calls for Service	7S18	7S28	7S29	TOT	AVER	%
(A)	On View	0	0	0	0	0.0	0%
(B)	Dispatched	2	11	8	21	7.0	3%
(C)	Self-Initiated	194	323	241	758	252.7	97%
(D)	<i>Totals</i>	196	334	249	779	259.7	100%

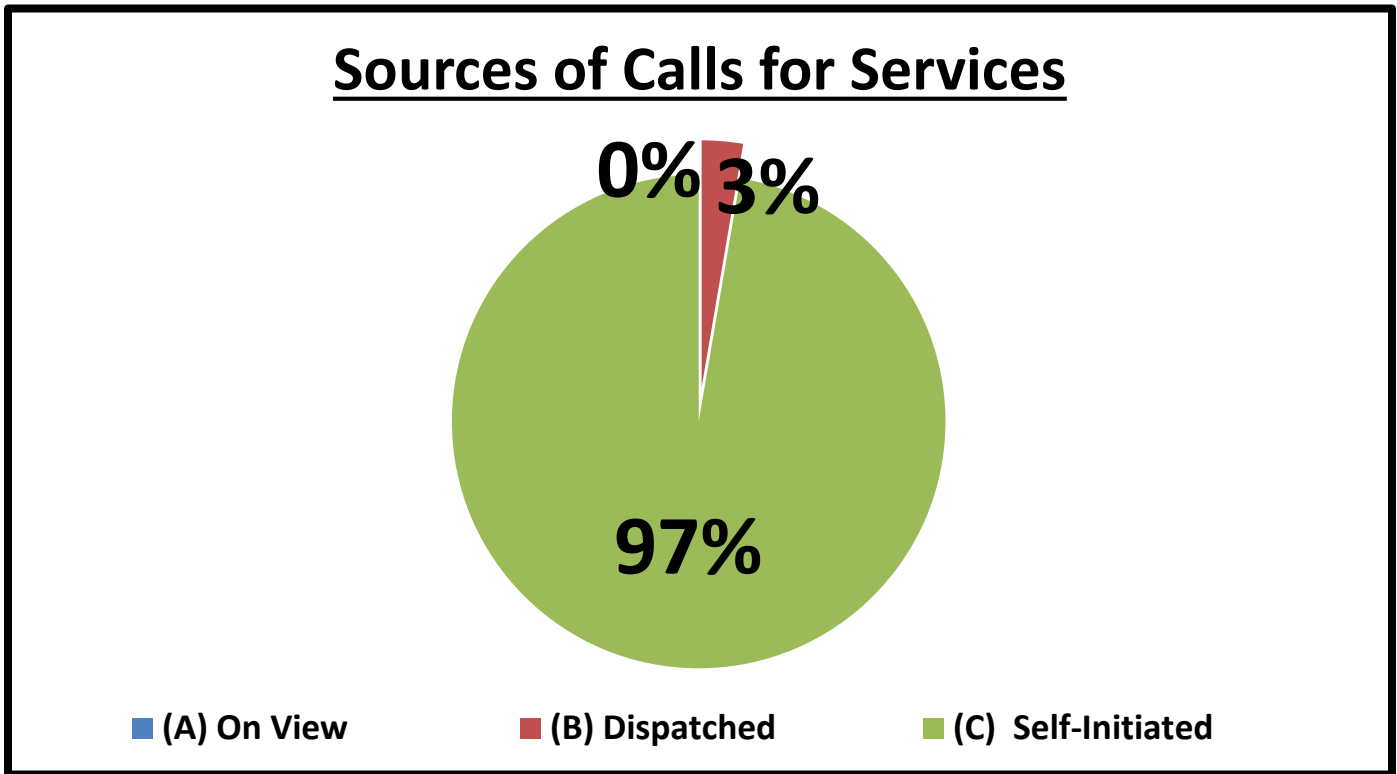
S. Sources of Calls for Service Percentages:



T. Sources of Calls for Service Percentages:

*	<i>Sources of Calls for Service</i>	7S18	7S28	7S29	TOT
(A)	On View	0%	0%	0%	0%
(B)	Dispatched	1%	3%	3%	3%
(C)	Self-Initiated	99%	97%	97%	97%
(D)	<i>Totals</i>	100%	100%	100%	100%

U. Sources of Calls for Service Percentages:



V. Free Reserve Personnel Time Utilized in Contract Monthly Total: 072

*	<i>Free Reserve Personnel Time</i>	7S18	7S28	7S29		TOT	AVER	%	7S15	7S18	7S29
(A)	<i>Totals</i>	72	0	0		72	24.0	100%	100%	0%	0%

W. Monthly Productivity Analysis Report (M.P.A.R.) - Executive Summary:

*	<i>Units</i>	7S18	7S28	7S29		TOT	AVER
1	Patrol Activity	197	338	249		784	261.3
2	Security Checks	179	329	119		627	209.0
3	C.I.T. Interactions	0	0	0		0	0.0
4	Offense/Incident Reports	1	4	0		5	1.7
*	<i>Total Service Calls</i>	377	671	368		1416	472.0
1	Criminal Arrests	1	0	0		1	0.3
2	Citations Issued	5	7	0		12	4.0
3	Written & Verbal Warnings	11	4	4		19	6.3
*	<i>Enforcement Service Calls</i>	17	11	4		32	10.7
*	<i>Total Hours</i>	160	160	160		480	160.0
1	Sick Time Used	8	0	16		24	8.0
2	Vacation Time Used	0	0	0		0	0.0
3	Training Time Used	0	0	0		0	0.0
4	Compensatory Time Used	32	0	8		40	13.3
*	<i>Hours Actually Worked</i>	120	160	136		416	138.7
*	<i>Unit Productivity Ratio</i>	3.3	4.3	2.7		3.5	3.5

X. Mileage Total:

2684

*	<i>Mileage</i>	7S18	7S28	7S29		TOT	AVER	%
(A)	<i>Totals</i>	556	999	1129		2684	894.7	342%

Y. Patrol Alert Submission Report:

*	<i>Received</i>				<i>Subject</i>
00x	<i>Date</i>	<i>Time</i>	<i>Code</i>	<i>Location</i>	
A.					

Z. Incident Summaries:

01.	JULY 07, 2017	1700 HOURS	WARRANT ARREST		DEPUTY J. PYLAND	
	EVENING SHIFT:	7700 CREEKBEND DRIVE	WB	"M"	HC:	17-0109434
<p>On July 07, 2017, a Friday, at approximately 1712 hours while on patrol in the "West Belfort" contract, I Deputy J. Pyland unit 87S28 with the Harris County Constable Department of Precinct 7 was performing routine patrol and law enforcement services when I observed a violator fail to make a complete stop at a designated point. I discovered that the violator had an out of state warrant. The violator was detained and transported to the Assistant D.A.'s office to start the extradition process. The patrol activity type is "PAT=E".</p>						

02.	JULY 10, 2017	1600 HOURS	BURGLARY OF HABITATION		DEPUTY J. PYLAND	
	EVENING SHIFT:	11800 PEPPERDINE LN	WB	"F"	HC:	17-0110557
<p>On July 10, 2017, a Monday, at approximately 1620 hours while on patrol in the "West Belfort" contract, I Deputy J. Pyland unit 87S28 with the Harris County Constable Department of Precinct 7 was performing routine patrol and law enforcement services when I was dispatched to a Burglary of Habitation that already occurred. Upon my arrival, I spoke with the complainant who advised that there was a possible entry made from one of the back kitchen windows that was left unlocked. Two guns were stolen from the residence. A report was generated. The patrol activity type is "PAT=T".</p>						

03.	JULY 10, 2017	1800 HOURS	BURGLARY OF HABITATION		DEPUTY J. PYLAND	
	EVENING SHIFT:	11800 PEPPERDINE LN	WB	"F"	HC:	17-0110584
<p>On July 10, 2017, a Monday, at approximately 1837 hours while on patrol in the "West Belfort" contract, I Deputy J. Pyland unit 87S28 with the Harris County Constable Department of Precinct 7 was performing routine patrol and law enforcement services when I was dispatched to a Burglary of Habitation that already occurred. Upon my arrival, I spoke with the complainant who advised that there was a possible entry made from one of the back sliding door's that was possibly left unlocked. Two iPad's were stolen from the residence. A report was generated. The patrol activity type is "PAT=T".</p>						

04.	JULY 13, 2017	1000 HOURS	WARRANT ARREST		DEPUTY W. NOWLIN III	
	EVENING SHIFT:	7700 CREEKBEND DRIVE	WB	"M"	HC:	17-0112096
<p>On July 13, 2017, a Thursday, at approximately 10:48 am hours, while on patrol in the "West Belfort" Contract, I on viewed a vehicle operating on Texas roadways with expired registration/ buyer's tag. Vehicle was stopped and investigated. Suspect was found to be a fugitive from justice and was subsequently arrested. Suspect was transported to Harris County Jail. A CAD report was generated for this incident. The patrol activity type is "PAT=D".</p>						

05.	JULY 15, 2017	2000 HOURS	BURGLARY OF HABITATION		DEPUTY J. PYLAND	
	EVENING SHIFT:	7500 LUDINGTON	WB	"F"	HC:	17-0113586
<p>On July 15, 2017, a Friday, at approximately 2035 hours while on patrol in the "West Belfort" contract, I Deputy J. Pyland unit 87S28 with the Harris County Constable Department of Precinct 7 was performing routine patrol and law enforcement services when I was dispatched to a Burglary of Habitation that already occurred five days earlier, but was never initially reported. Upon my arrival, I spoke with the complainant who advised that entry was made from one of the living room windows that was left unlocked. One computer-tablet, antiques, and multiple pieces of jewelry were stolen from the residence. A report was generated. The patrol activity type is "PAT=T".</p>						

AA. Hotspot Report:

See Appendix A1 for Hotspot Report:

Please note: 87s18 = Deputy W. Nowlin, 87s28 = Deputy J. Pyland and 87s29 = Deputy N. Anton.

Sergeant Jon Meek

Sergeant Jon Meek
Neighborhood Patrol Division, First Line Supervisor
Harris County Constable's Office of Precinct 713-643-6602