



MAY WALKER, CONSTABLE
PRECINCT SEVEN
HARRIS COUNTY, TEXAS

MAIN OFFICE
5300 Griggs Road
Houston, Texas 77021
PHONE (713) 643-6602
FAX (713) 643-3401

Date: September 6, 2017

From: Sergeant Jon Meek
Neighborhood Patrol Division, First Line Supervisor
Harris County Constable's Office of Precinct "7"

To: Property Owners Association
Board of Directors & Management Company

Subject: August Monthly Productivity Analysis Report
Enclosure: **MPAR – August 2017**
Distribution: Executive Command Staff & Board of Directors & Management Company

The purpose of this "**Monthly Productivity Analysis Report**" (M.P.A.R.) is to provide the executive command staff with the appropriate data to analyze the productivity of assigned personnel and their shifts' activities to allow for the validation of individual and divisional performance evaluations. With regard to the specific contents of the report, there are 18 distinctive component parts of this report. These components are enumerated below:

- | | |
|--|---|
| 01. Patrol Activity Details | 10. Traffic Enforcement Report |
| 02. Patrol Activity Analytical Summary | 11. Trends & Percentages of Traffic |
| 03. Patrol Activity Percentages & Trends | 12. Citation & Warning Issuance Review |
| 04. Security Checks Report | 13. Call for Service Report (<i>C.F.S.</i>) |
| 05. Security Checks Percentages & Trends | 14. Trends & Percentages for <i>C.F.S.</i> |
| 06. Crisis Intervention Disposition Report | 15. Overtime Report (service at no Cost) |
| 07. Offense/Incident Generation Report | 16. Reserve Deputy Use (at no Cost) |
| 08. Criminal Arrest Types Report | 17. Incident Summarization |
| 09. Warrant Execution Report | 18. Hotspot Report Data Review |

A cursory analysis of the statistical data from this report should be demonstrative of the quality of performance of this agency in realizing the contractual obligations and the overall achievement of the goals and objectives of this Agency and the Contract Division.

2596 total miles were driven and the shift responded to **0970** total service calls and conducted **0000** crash investigations. The shift issued **004** traffic citations, made **00** arrests and handled **0009** enforcement service related calls. The average productivity ratio for this month for this shift is **2.5**.

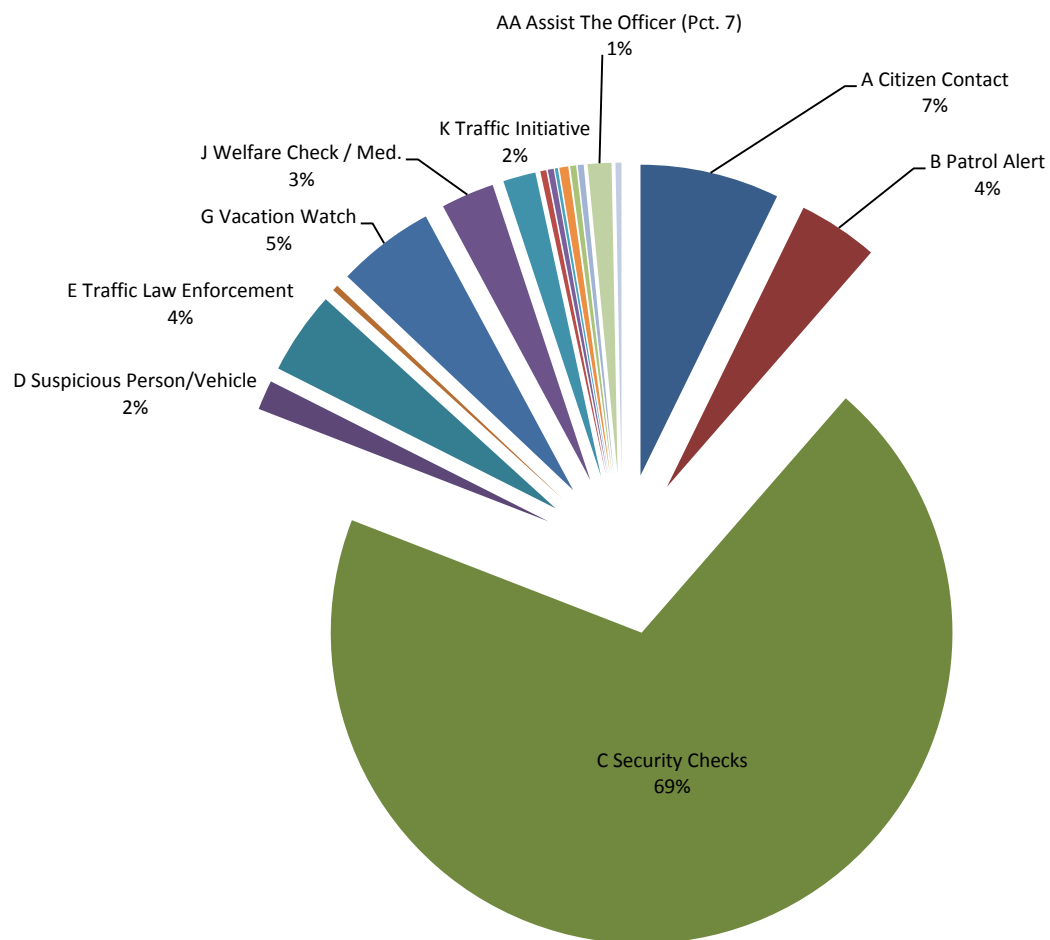
A. Patrol Activity Monthly Total:

0649

*	Patrol Activity Types	7S18	7S28	7S29	TOT	AVER	%
A	Citizen Contact	26	1	20	47	15.7	7%
B	Patrol Alert	0	0	27	27	9.0	4%
C	Security Checks	143	237	71	451	150.3	69%
D	Suspicious Person/Vehicle	6	3	1	10	3.3	2%
E	Traffic Law Enforcement	25	1	2	28	9.3	4%
F	Offense/Incident Reports	0	2	0	2	0.7	0%
G	Vacation Watch	15	13	5	33	11.0	5%
H	Open Door / Window	0	0	0	0	0.0	0%
I	Assist Contract Citizen	0	0	0	0	0.0	0%
J	Welfare Check / Med.	17	1	0	18	6.0	3%
K	Traffic Initiative	0	3	8	11	3.7	2%
L	Traffic Hazard	0	0	0	0	0.0	0%
M	Animal Humane	0	0	0	0	0.0	0%
N	Alarms	1	1	0	2	0.7	0%
O	Mental Cases (171)	0	0	0	0	0.0	0%
P	Disturbance	0	1	1	2	0.7	0%
Q	Criminal Investigation	0	1	0	1	0.3	0%
R	Follow-up Investigation	0	3	0	3	1.0	0%
S	Criminal Mischief	0	0	0	0	0.0	0%
T	Burglary Residence/Vehicle	0	0	0	0	0.0	0%
U	Theft / Theft of Business	2	0	0	2	0.7	0%
V	Citizen Assaulted	0	0	0	0	0.0	0%
W	Robbery of an Individual	0	0	0	0	0.0	0%
X	Trespass Warning	0	0	0	0	0.0	0%
Y	Major/Minor Crash	1	1	0	2	0.7	0%
Z	Child Custody Disputes	0	0	0	0	0.0	0%
AA	Assist The Officer (Pct. 7)	6	1	1	8	2.7	1%
BB	Runaway Missing Persons	0	0	0	0	0.0	0%
CC	Assisted LEA	0	0	0	0	0.0	0%
DD	Solicitors	0	0	0	0	0.0	0%
EE	Meeting/Event/Ct.	1	1	0	2	0.7	0%
*	MONTH TOTALS	243	270	136	649	216.3	100%

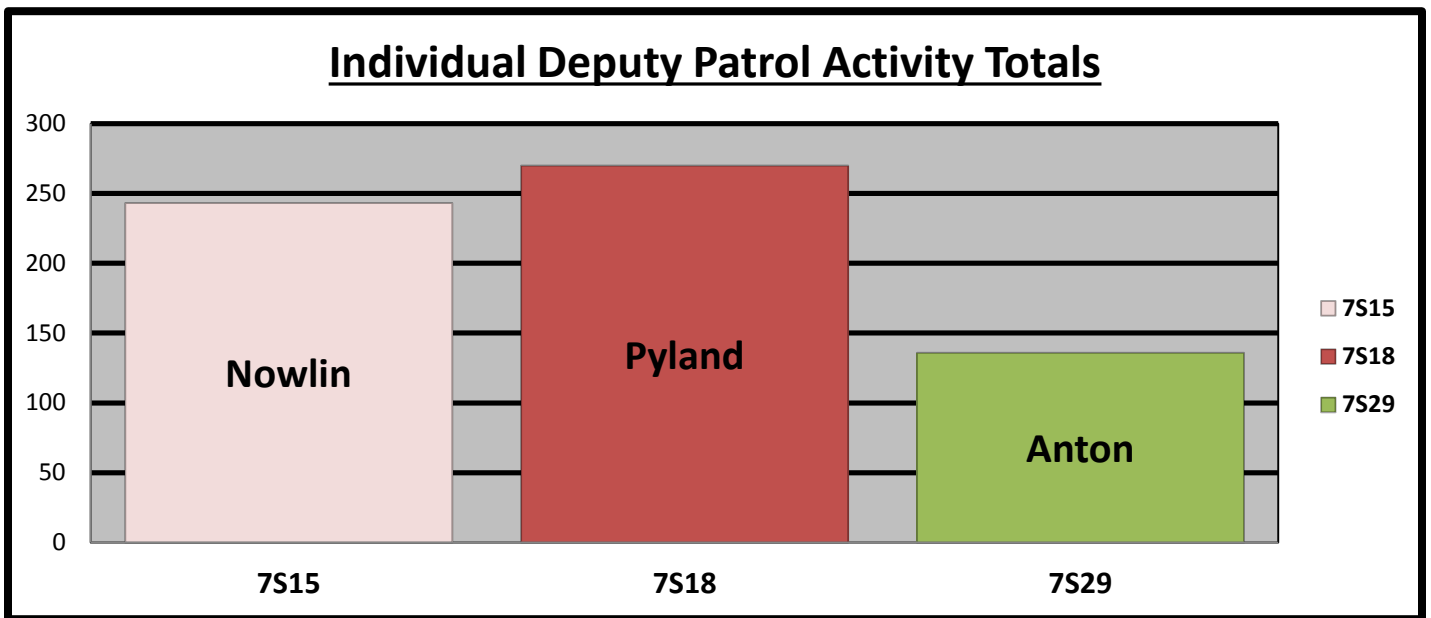
A1. Patrol Activity Percentage:

Percentage of Patrol Activity



- | | | | |
|-------------------------------|------------------------------|----------------------------------|--------------------------------|
| ■ A Citizen Contact | ■ B Patrol Alert | ■ C Security Checks | ■ D Suspicious Person/Vehicle |
| ■ E Traffic Law Enforcement | ■ F Offense/Incident Reports | ■ G Vacation Watch | ■ H Open Door / Window |
| ■ I Assist Contract Citizen | ■ J Welfare Check / Med. | ■ K Traffic Initiative | ■ L Traffic Hazard |
| ■ M Animal Humane | ■ N Alarms | ■ O Mental Cases (171) | ■ P Disturbance |
| ■ Q Criminal Investigation | ■ R Follow-up Investigation | ■ S Criminal Mischief | ■ T Burglary Residence/Vehicle |
| ■ U Theft / Theft of Business | ■ V Citizen Assaulted | ■ W Robbery of an Individual | ■ X Trespass Warning |
| ■ Y Major/Minor Crash | ■ Z Child Custody Disputes | ■ AA Assist The Officer (Pct. 7) | ■ BB Runaway Missing Persons |
| ■ CC Assisted LEA | ■ DD Solicitors | ■ EE Meeting/Event/Ct. | |

B. Patrol Activity by West Belfort Personnel:

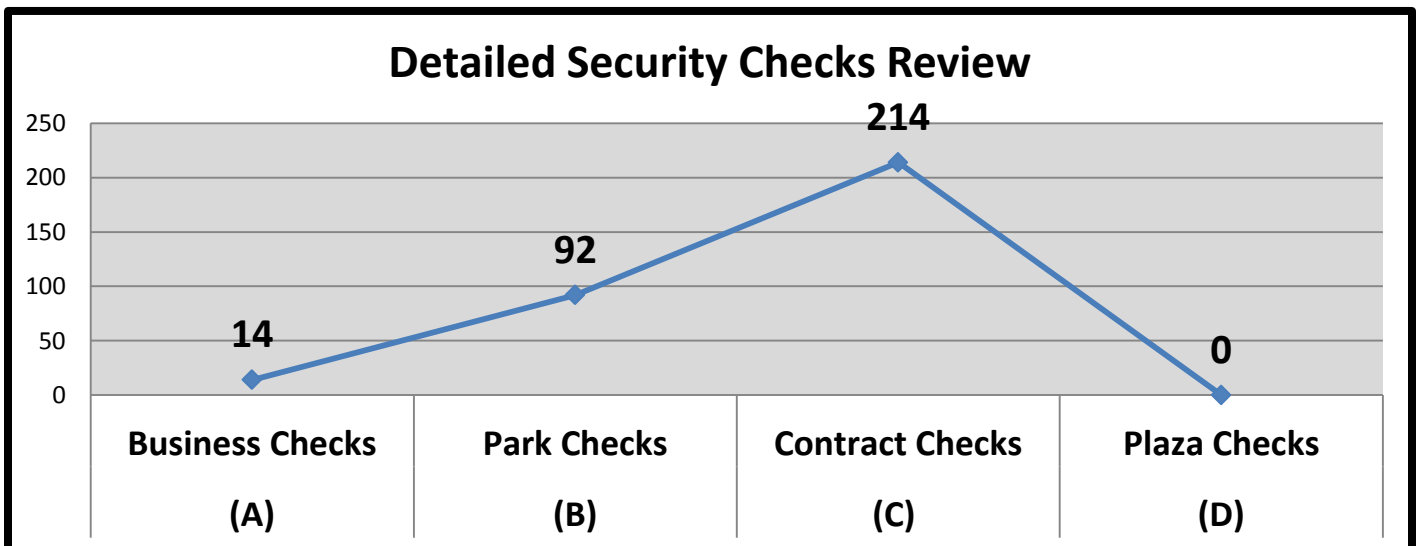


C. Security Checks Monthly Total:

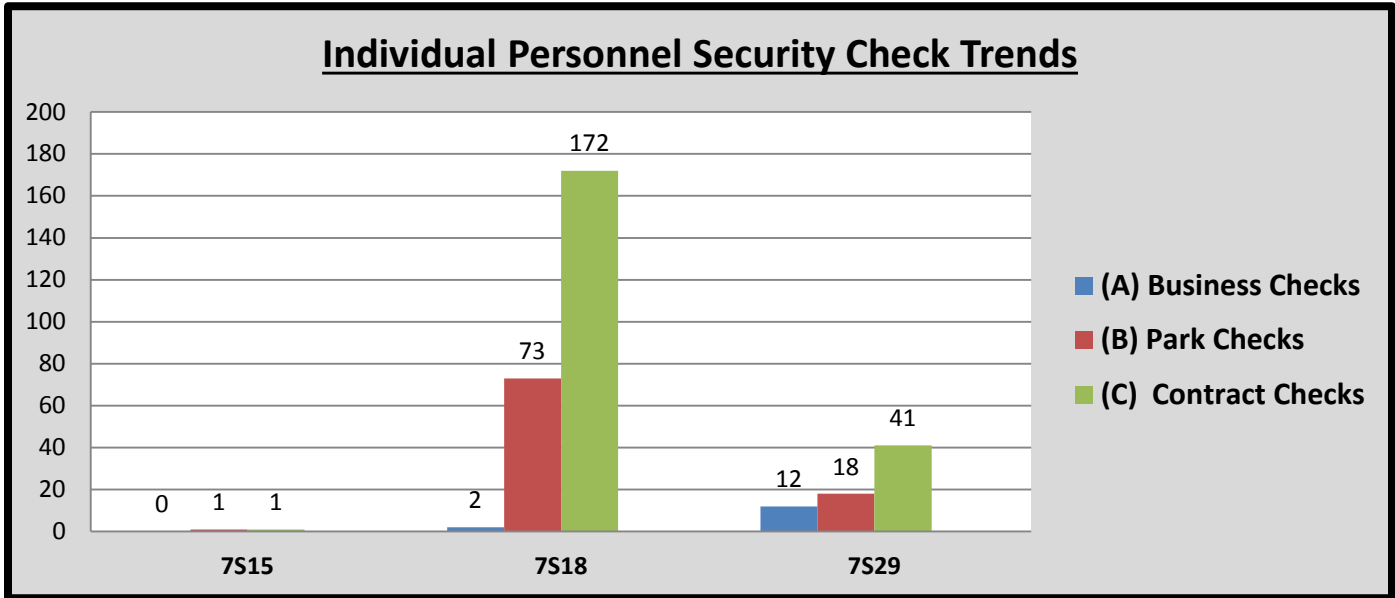
0320

*	Security Checks	7S18	7S28	7S29	TOT	AVER	%
(A)	Business Checks	0	2	12	14	4.7	4%
(B)	Park Checks	1	73	18	92	30.7	29%
(C)	Contract Checks	1	172	41	214	71.3	67%
(D)	Plaza Checks	0	0	0	0	0.0	0%
(E)	<i>Totals</i>	2	247	71	320	106.7	100%

D. Detailed Security Checks Monthly:



E. Individual Personnel Security Check Trends:



F. CIT/MHO Dispositions Monthly Total:

000

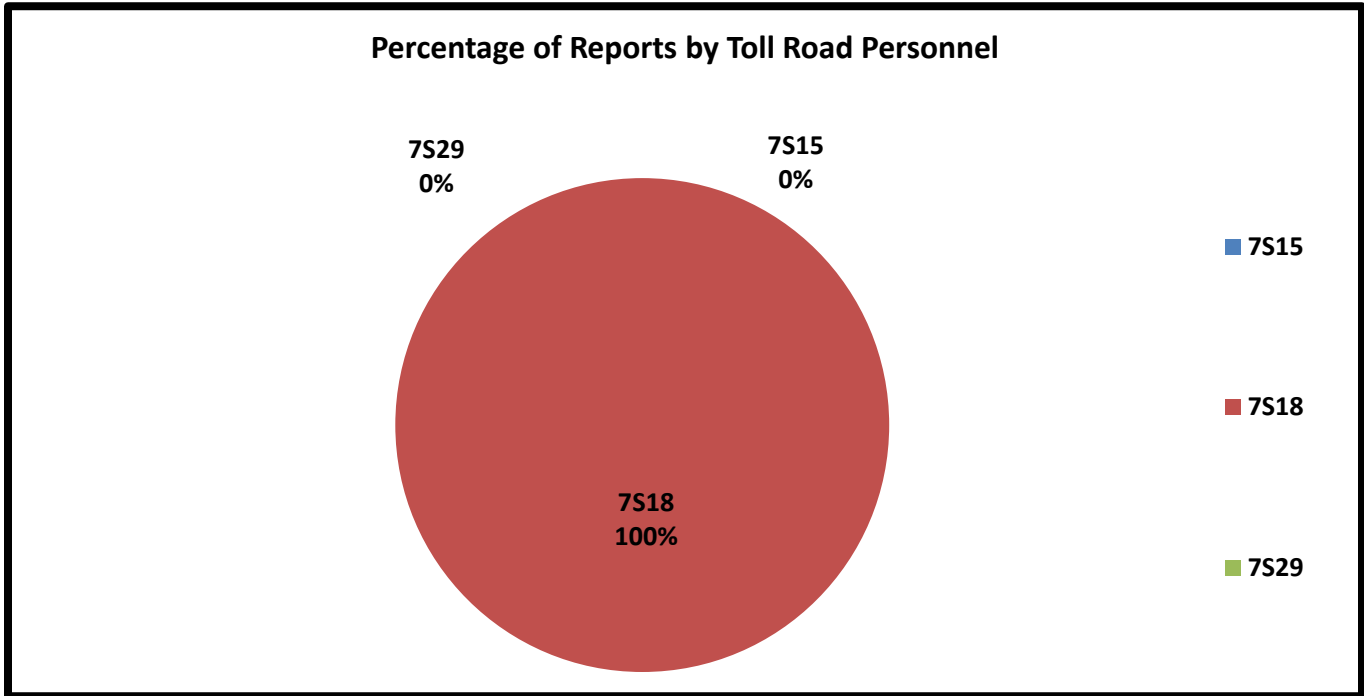
*	<i>C.I.T. Dispositions</i>	7S18	7S28	7S29	TOT	AVER	%
(A)	CIT/MHO Outside Referral	0	0	0	0	0.0	#DIV/0!
(B)	CIT/MHO Transport	0	0	0	0	0.0	#DIV/0!
(C)	CIT/MHO CIT Contact	0	0	0	0	0.0	#DIV/0!
(D)	CIT/MHO Arrest	0	0	0	0	0.0	#DIV/0!
(E)	<i>Totals</i>	0	0	0	0	0.0	#DIV/0!

G. Offense/Incident Reports Monthly Total:

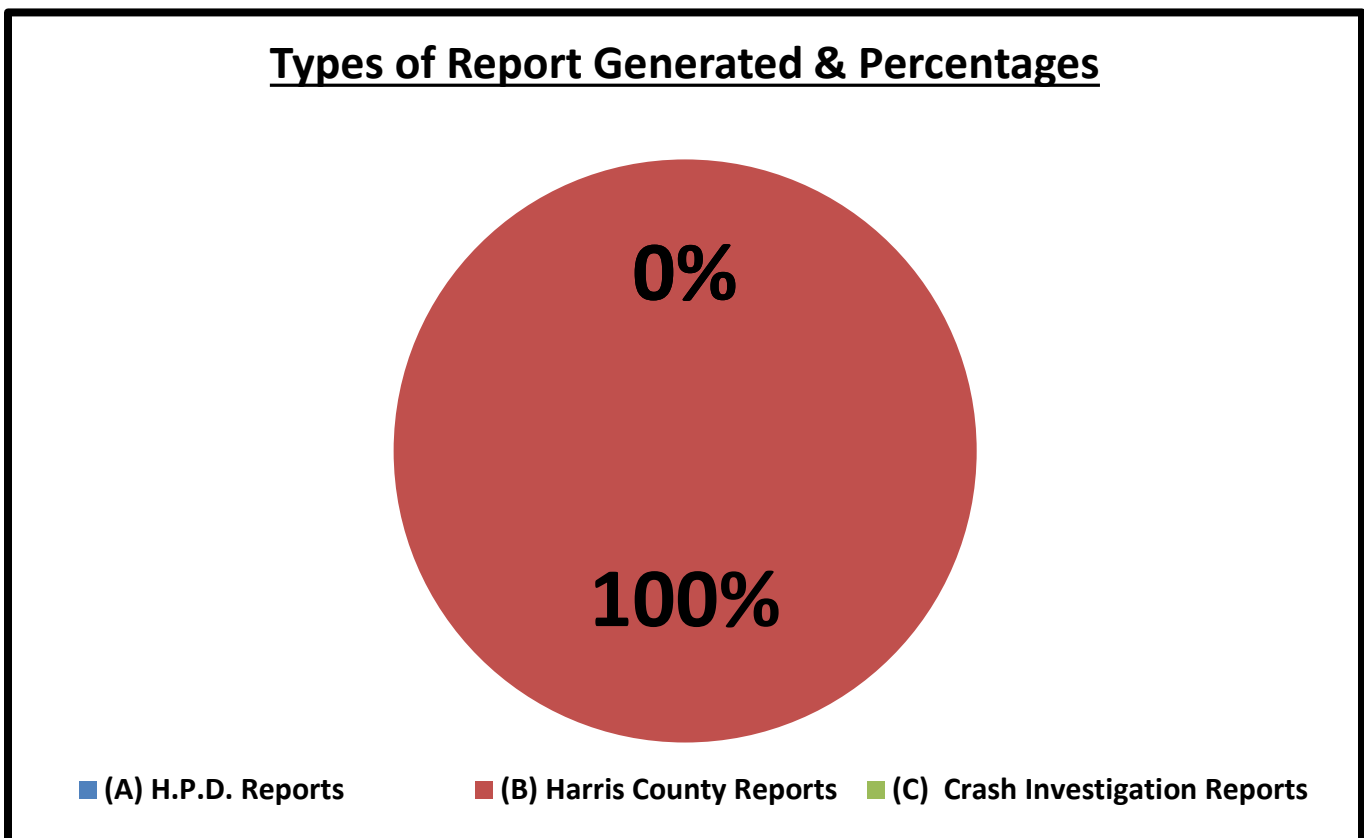
002

*	<i>Offense/Incident Reports</i>	7S18	7S28	7S29	TOT	AVER	%
(A)	H.P.D. Reports	0	0	0	0	0.0	0%
(B)	Harris County Reports	0	2	0	2	0.7	100%
(C)	Crash Investigation Reports	0	0	0	0	0.0	0%
(D)	<i>Totals</i>	0	2	0	2	0.7	100%

H. Report Generation Percentages:



I. Percentages:

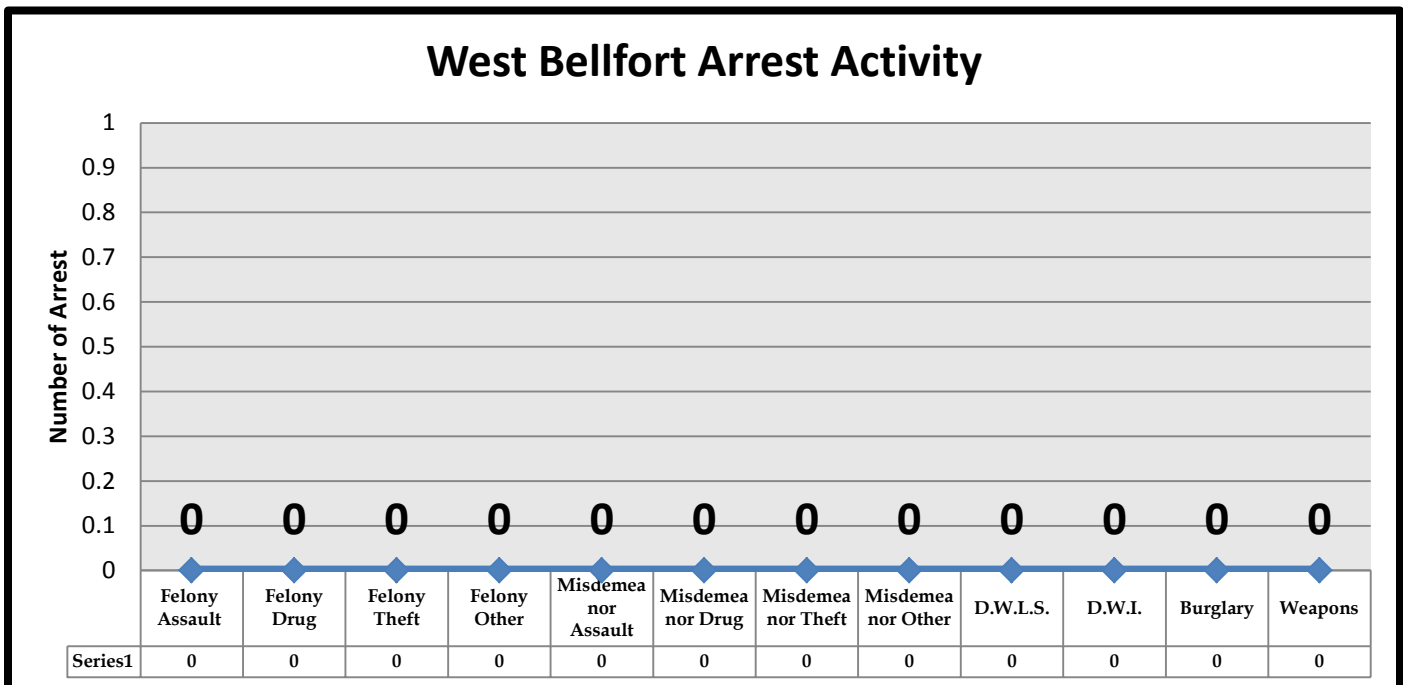


J. Types of Criminal Arrests Monthly Total:

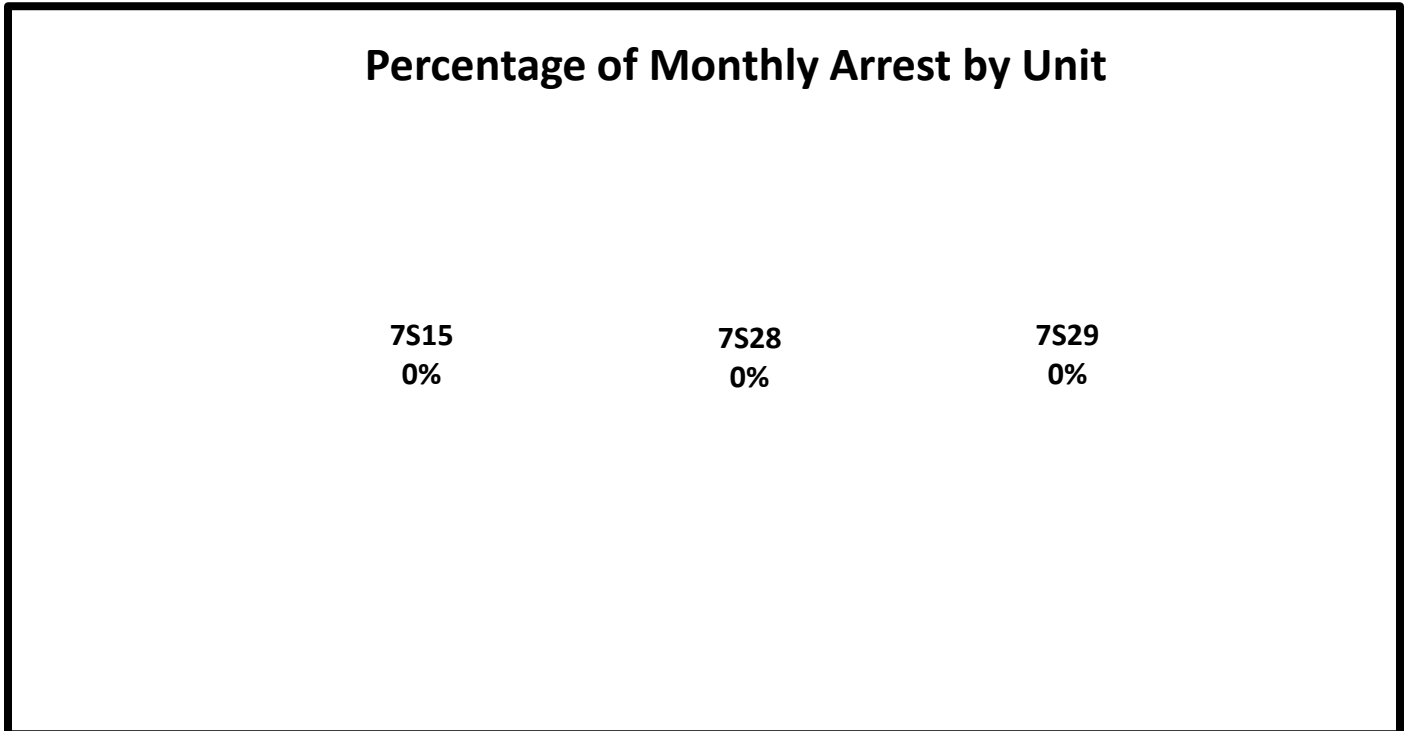
000

*	Types of Criminal Arrests	7S18	7S28	7S29	TOT	AVER	%
A	Felony Assault	0	0	0	0	0.0	#DIV/0!
B	Felony Drug	0	0	0	0	0.0	#DIV/0!
C	Felony Theft	0	0	0	0	0.0	#DIV/0!
D	Felony Other	0	0	0	0	0.0	#DIV/0!
E	Misdemeanor Assault	0	0	0	0	0.0	#DIV/0!
F	Misdemeanor Drug	0	0	0	0	0.0	#DIV/0!
G	Misdemeanor Theft	0	0	0	0	0.0	#DIV/0!
H	Misdemeanor Other	0	0	0	0	0.0	#DIV/0!
I	D.W.L.S.	0	0	0	0	0.0	#DIV/0!
J	D.W.I.	0	0	0	0	0.0	#DIV/0!
K	Burglary	0	0	0	0	0.0	#DIV/0!
L	Weapons	0	0	0	0	0.0	#DIV/0!
M	Totals	0	0	0	0	0.0	#DIV/0!


K. Types of Criminal Arrests Monthly Total:



L. Types of Criminal Arrests Monthly Total:



M. Types of Criminal Arrests Monthly Total:



N. Executed Warrant Monthly Total:

000

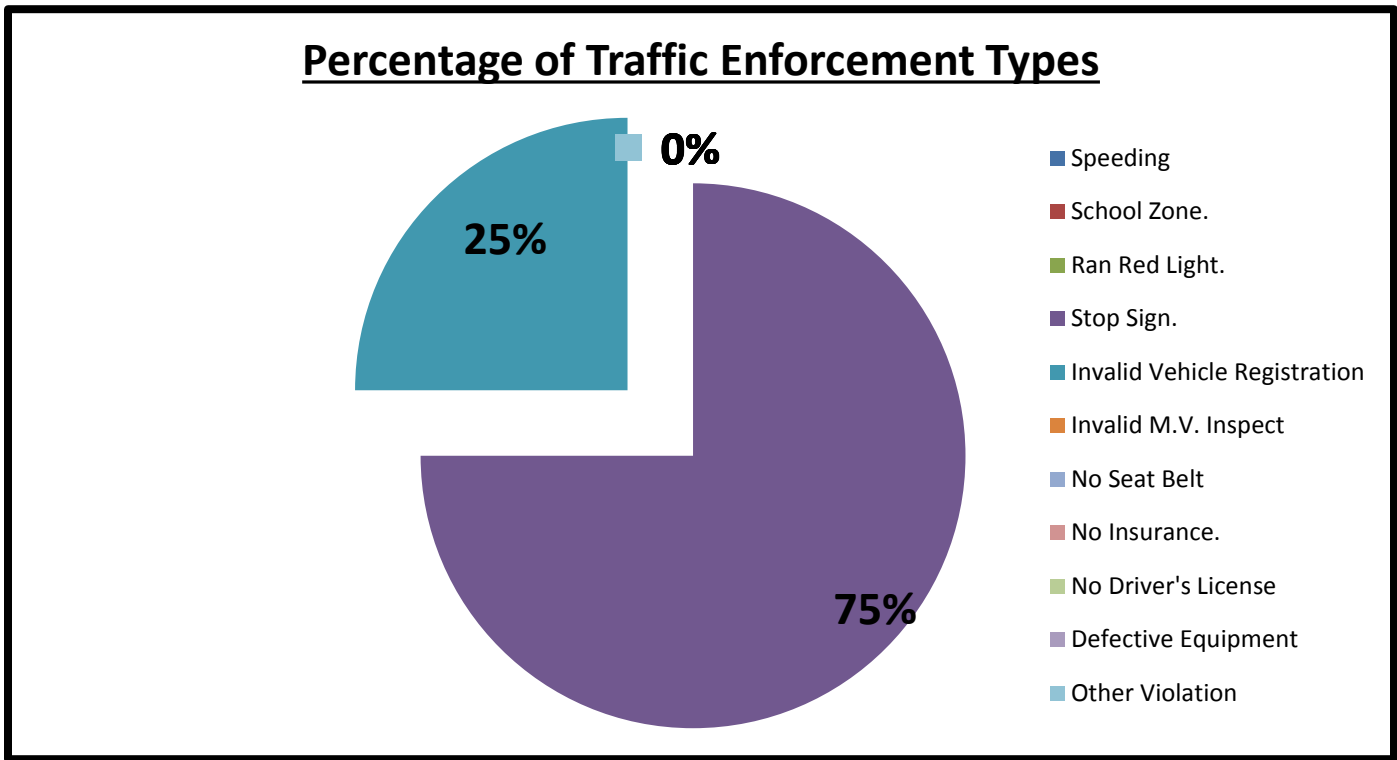
*	Executed Warrants	7S18	7S28	7S29	TOT	AVER	%
(A)	Felony Warrants	0	0	0	0	0.0	#DIV/0!
(B)	Misdemeanor Warrants	0	0	0	0	0.0	#DIV/0!
(C)	Totals	0	0	0	0	0.0	#DIV/0!

O. Traffic Law Enforcement Total:

009

*	Traffic Enforcement	7S18	7S28	7S29	TOT	AVER	%
A	Speeding	0	0	0	0	0.0	0%
B	School Zone.	0	0	0	0	0.0	0%
C	Ran Red Light.	0	0	0	0	0.0	0%
D	Stop Sign.	3	0	0	3	1.0	75%
E	Invalid Vehicle Registration	1	0	0	1	0.3	25%
F	Invalid M.V. Inspect	0	0	0	0	0.0	0%
G	No Seat Belt	0	0	0	0	0.0	0%
H	No Insurance.	0	0	0	0	0.0	0%
I	No Driver's License	0	0	0	0	0.0	0%
J	Defective Equipment	0	0	0	0	0.0	0%
K	Other Violation	0	0	0	0	0.0	0%
L	Written Warnings	0	0	0	0	0.0	0%
M	Verbal Warning	2	1	2	5	1.7	100%
N	Citation	4	0	0	4	1.3	44%
O	Total Violations	6	1	2	9	3.0	100%

P. Traffic Law Enforcement Total:



Q. Citations vs. Warnings Monthly Total:

0009

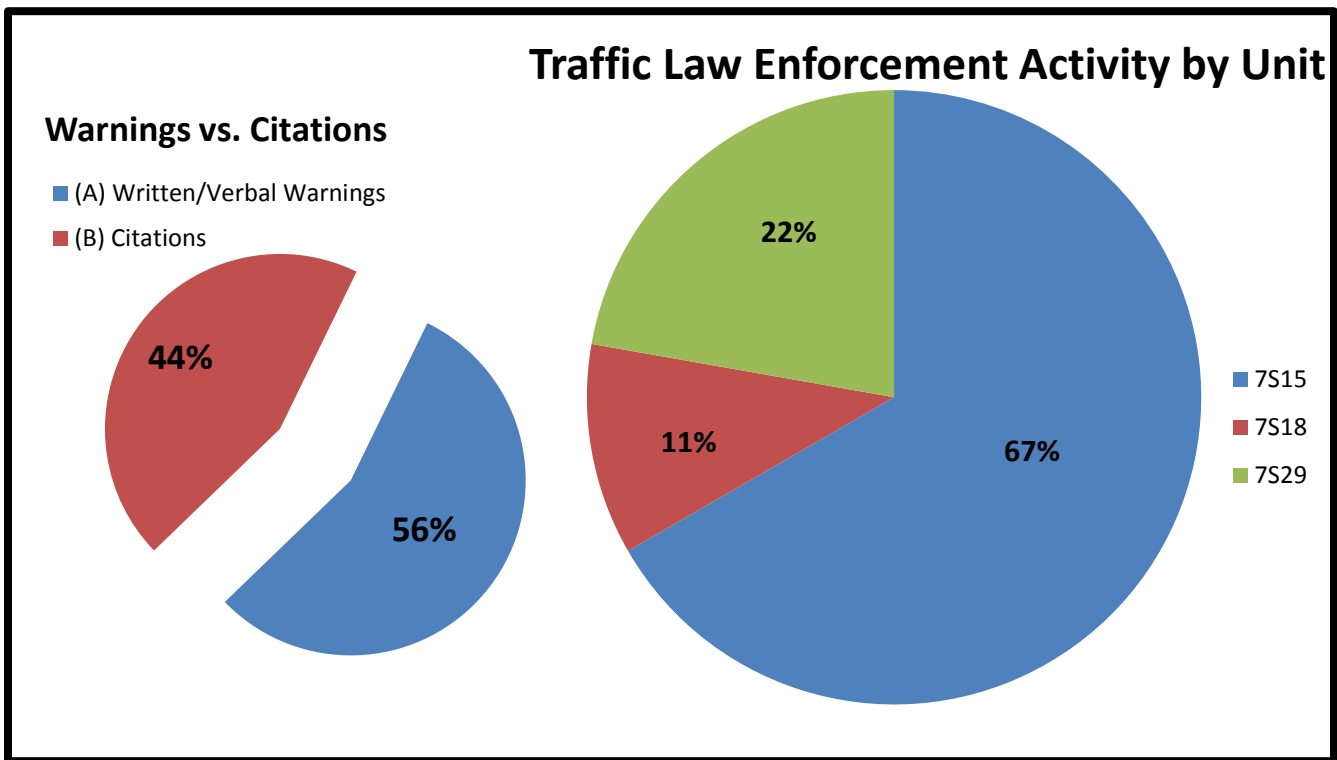
*	<i>Warnings vs. Citations</i>	7S18	7S28	7S29	TOT	AVER	%
(A)	Written/Verbal Warnings	2	1	2	5	1.7	56%
(B)	Citations	4	0	0	4	1.3	44%
(C)	<i>Totals</i>	6	1	2	9	3.0	100%

R. Sources of Calls for Service Monthly Total:

0648

*	<i>Sources of Calls for Service</i>	7S18	7S28	7S29	TOT	AVER	%
(A)	On View	3	1	2	6	2.0	1%
(B)	Dispatched	5	10	3	18	6.0	3%
(C)	Self-Initiated	235	258	131	624	208.0	96%
(D)	<i>Totals</i>	243	269	136	648	216.0	100%

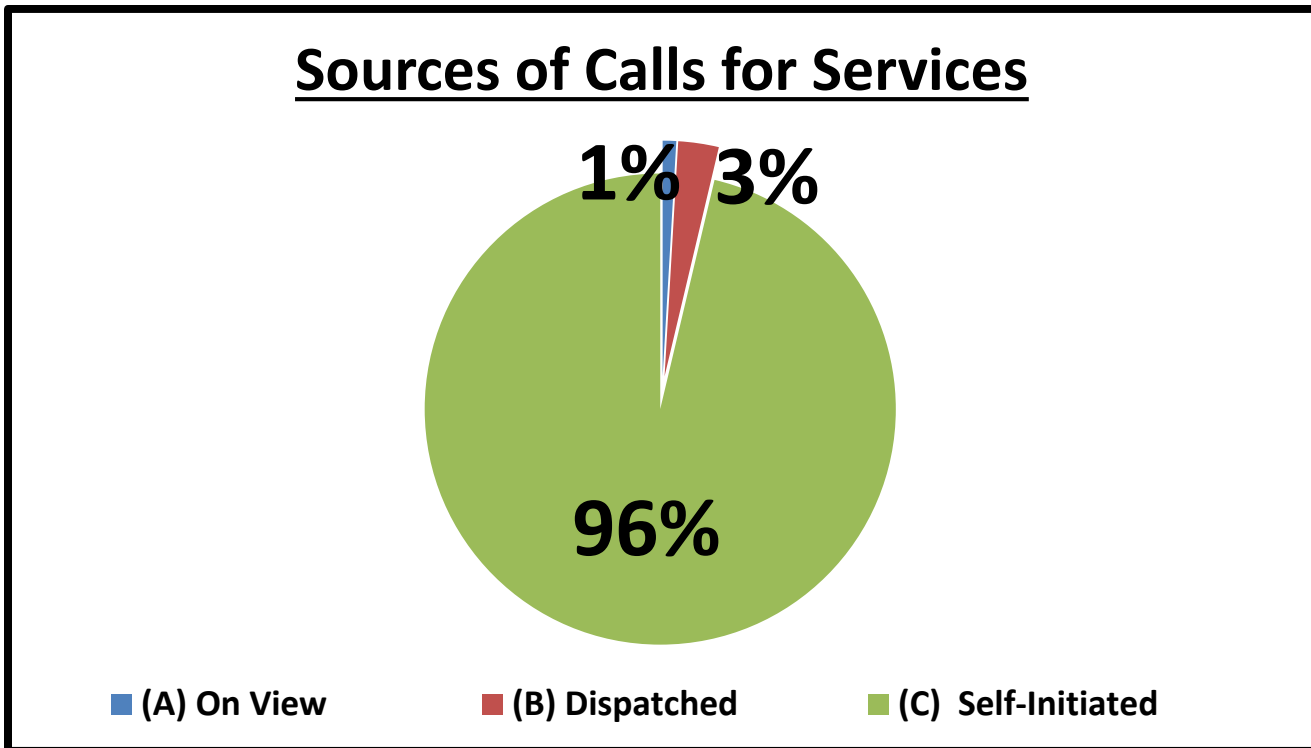
S. Sources of Calls for Service Percentages:



T. Sources of Calls for Service Percentages:

*	<i>Sources of Calls for Service</i>	7S18	7S28	7S29	TOT
(A)	On View	1%	0%	1%	1%
(B)	Dispatched	2%	4%	2%	3%
(C)	Self-Initiated	97%	96%	96%	96%
(D)	<i>Totals</i>	100%	100%	100%	100%

U. Sources of Calls for Service Percentages:



V. Free Reserve Personnel Time Utilized in Contract Monthly Total: 092

*	Free Reserve Personnel Time	7S18	7S28	7S29		TOT	AVER	%	7S15	7S18	7S29
(A)	Totals	92	0	0		92	30.7	100%	100%	0%	0%

W. Monthly Productivity Analysis Report (M.P.A.R.) - Executive Summary:

*	<i>Units</i>	7S18	7S28	7S29		TOT	AVER
1	Patrol Activity	243	270	136		649	216.3
2	Security Checks	2	247	71		320	106.7
3	C.I.T. Interactions	0	0	0		0	0.0
4	Offense/Incident Reports	0	2	0		2	0.7
*	<i>Total Service Calls</i>	245	519	207		971	323.7
1	Criminal Arrests	0	0	0		0	0.0
2	Citations Issued	4	0	0		4	1.3
3	Written & Verbal Warnings	2	1	2		5	1.7
*	<i>Enforcement Service Calls</i>	6	1	2		9	3.0
*	<i>Total Hours</i>	160	160	160		480	160.0
1	Sick Time Used	0	0	8		8	2.7
2	Vacation Time Used	0	0	0		0	0.0
3	Training Time Used	0	0	0		0	0.0
4	Compensatory Time Used	24	0	64		88	29.3
*	<i>Hours Actually Worked</i>	136	160	88		384	128.0
*	<i>Unit Productivity Ratio</i>	1.8	3.3	2.4		2.6	2.6

X. Mileage Total:

2596

*	<i>Mileage</i>	7S18	7S28	7S29		TOT	AVER	%
(A)	<i>Totals</i>	988	916	692		2596	865.3	400%

Y. Patrol Alert Submission Report:

*	<i>Received</i>				<i>Subject</i>
<i>00x</i>	<i>Date</i>	<i>Time</i>	<i>Code</i>	<i>Location</i>	
A.					

Z. Incident Summaries:

01.	AUGUST 11, 2017	1500 HOURS	FOLLOW-UP INVESTIGATION	DEPUTY J. PYLAND
	EVENING SHIFT:	11800 PEPPERDINE LN.	WB	N/A
			HC:	17-0110557
<p>On August 11, 2017, a Friday, at approximately 1550 hours while on patrol in the “West Bellfort” contract, I Deputy J. Pyland unit 87S28 with the Harris County Constable Department of Precinct 7 was performing routine patrol and law enforcement services when I filed a Criminal Trespass charge against the suspect who broke into the residence located at 11800 block of Pepperdine Lane last month on July 10. I arrived at the Assistant D.A.’s office where I was able to persuade the A.D.A. to increase the initial charge to a Burglary of a Habitation charge. I had a To Be warrant generated and activated by the judge on duty. The patrol activity type is “PAT=R”.</p>				

02.	AUGUST 20, 2017	2000 HOURS	ATTEMPTED ROBBERY	DEPUTY J. PYLAND
	EVENING SHIFT:	BRAESRIDGE/ VICKIJOH	WB	N/A
			HC:	17-0134038
<p>On August 20, 2017, a Sunday, at approximately 2020 hours while on patrol in the “West Bellfort” contract, I Deputy J. Pyland unit 87S28 with the Harris County Constable Department of Precinct 7 was performing routine patrol and law enforcement services when I was dispatched to an Attempted Robbery of an Individual that occurred at Braesridge Dr. at Vickijohn Dr. Upon my arrival, I spoke with the complainant who lives on 7700 block of Claridge Dr. who advised that her son was the victim of an Attempted Robbery of an Individual by two unknown black males in a Silver Nissan Juke. No items were stolen from the victim, and the victim was able to run away to his home without being harmed. A report was generated. The patrol activity type is “PAT=X”.</p>				

AA. Hotspot Report:

See Appendix A1 for Hotspot Report:

Please note: 87s18 = Deputy W. Nowlin, 87s28 = Deputy J. Pyland and 87s29 = Deputy N. Anton.

Sergeant Jon Meek

Sergeant Jon Meek
 Neighborhood Patrol Division, First Line Supervisor
 Harris County Constable’s Office of Precinct 713-643-6602