



MAY WALKER, CONSTABLE
PRECINCT SEVEN
HARRIS COUNTY, TEXAS

MAIN OFFICE
5300 Griggs Road
Houston, Texas 77021
PHONE (713) 643-6602
FAX (713) 643-3401

Date: May 8, 2019

From: Sergeant Jon Meek
Neighborhood Patrol Division, First Line Supervisor
Harris County Constable's Office of Precinct "7"

To: Property Owners Association
Board of Directors & Management Company

Subject: April Monthly Productivity Analysis Report
Enclosure: **MPAR – April 2019**
Distribution: Executive Command Staff & Board of Directors & Management Company

The purpose of this "**Monthly Productivity Analysis Report**" (M.P.A.R.) is to provide the executive command staff with the appropriate data to analyze the productivity of assigned personnel and their shifts' activities to allow for the validation of individual and divisional performance evaluations. With regard to the specific contents of the report, there are 18 distinctive component parts of this report. These components are enumerated below:

- | | |
|--|---|
| 01. Patrol Activity Details | 10. Traffic Enforcement Report |
| 02. Patrol Activity Analytical Summary | 11. Trends & Percentages of Traffic |
| 03. Patrol Activity Percentages & Trends | 12. Citation & Warning Issuance Review |
| 04. Security Checks Report | 13. Call for Service Report (<i>C.F.S.</i>) |
| 05. Security Checks Percentages & Trends | 14. Trends & Percentages for <i>C.F.S.</i> |
| 06. Crisis Intervention Disposition Report | 15. Overtime Report (service at no Cost) |
| 07. Offense/Incident Generation Report | 16. Reserve Deputy Use (at no Cost) |
| 08. Criminal Arrest Types Report | 17. Incident Summarization |
| 09. Warrant Execution Report | 18. Hotspot Report Data Review |

A cursory analysis of the statistical data from this report should be demonstrative of the quality of performance of this agency in realizing the contractual obligations and the overall achievement of the goals and objectives of this Agency and the Contract Division.

1753 total miles were driven and the shift responded to **0752** total service calls and conducted **000** crash investigations. The shift issued **016** traffic citations, made **02** arrests and handled **035** enforcement service related calls.

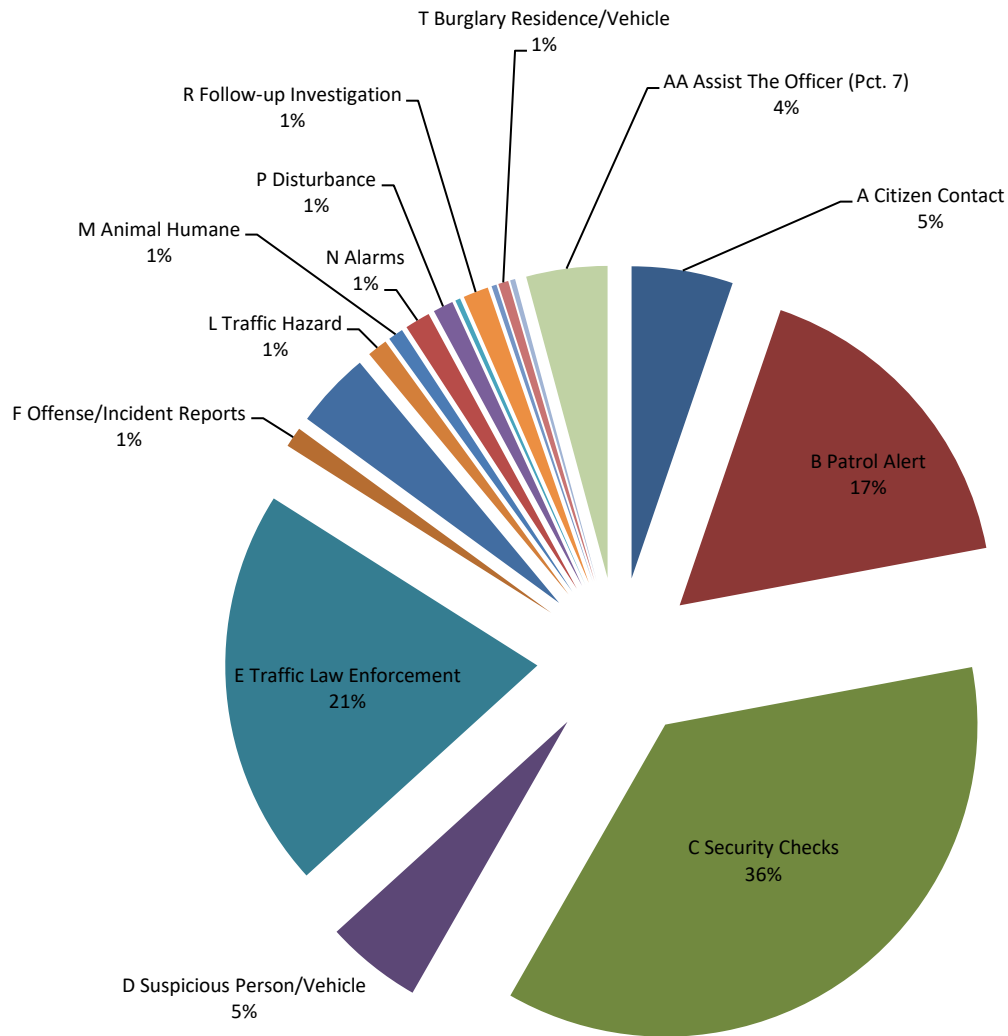
A. Patrol Activity Monthly Total:

0381

*	Patrol Activity Types	7S18	7S28	7S29	TOT	AVER	%
A	Citizen Contact	14	6	0	20	6.7	5%
B	Patrol Alert	4	60	0	64	21.3	17%
C	Security Checks	74	64	0	138	46.0	36%
D	Suspicious Person/Vehicle	16	3	0	19	6.3	5%
E	Traffic Law Enforcement	57	22	0	79	26.3	21%
F	Offense/Incident Reports	3	1	0	4	1.3	1%
G	Vacation Watch	1	14	0	15	5.0	4%
H	Open Door / Window	0	0	0	0	0.0	0%
I	Assist Contract Citizen	0	0	0	0	0.0	0%
J	Welfare Check / Med.	0	0	0	0	0.0	0%
K	Traffic Initiative	0	0	0	0	0.0	0%
L	Traffic Hazard	3	1	0	4	1.3	1%
M	Animal Humane	2	1	0	3	1.0	1%
N	Alarms	1	4	0	5	1.7	1%
O	Mental Cases (171)	0	0	0	0	0.0	0%
P	Disturbance	1	3	0	4	1.3	1%
Q	Criminal Investigation	0	1	0	1	0.3	0%
R	Follow-up Investigation	5	0	0	5	1.7	1%
S	Criminal Mischief	1	0	0	1	0.3	0%
T	Burglary Residence/Vehicle	2	0	0	2	0.7	1%
U	Theft / Theft of Business	0	0	0	0	0.0	0%
V	Citizen Assaulted	0	0	0	0	0.0	0%
W	Robbery of an Individual	0	0	0	0	0.0	0%
X	Trespass Warning	0	0	0	0	0.0	0%
Y	Major/Minor Crash	1	0	0	1	0.3	0%
Z	Child Custody Disputes	0	0	0	0	0.0	0%
AA	Assist The Officer (Pct. 7)	16	0	0	16	5.3	4%
BB	Runaway Missing Persons	0	0	0	0	0.0	0%
CC	Assisted LEA	0	0	0	0	0.0	0%
DD	Solicitors	0	0	0	0	0.0	0%
EE	Meeting/Event/Ct.	0	0	0	0	0.0	0%
*	MONTH TOTALS	201	180	0	381	127.0	100%

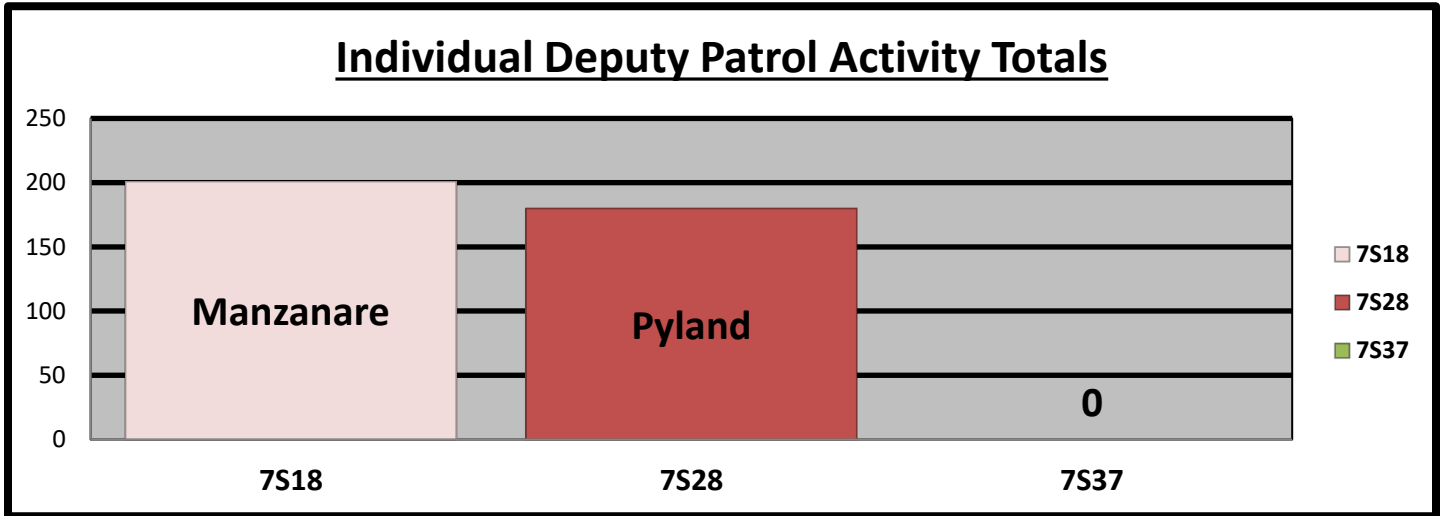
A1. Patrol Activity Percentage:

Percentage of Patrol Activity



- | | | | |
|-------------------------------|------------------------------|----------------------------------|--------------------------------|
| ■ A Citizen Contact | ■ B Patrol Alert | ■ C Security Checks | ■ D Suspicious Person/Vehicle |
| ■ E Traffic Law Enforcement | ■ F Offense/Incident Reports | ■ G Vacation Watch | ■ H Open Door / Window |
| ■ I Assist Contract Citizen | ■ J Welfare Check / Med. | ■ K Traffic Initiative | ■ L Traffic Hazard |
| ■ M Animal Humane | ■ N Alarms | ■ O Mental Cases (171) | ■ P Disturbance |
| ■ Q Criminal Investigation | ■ R Follow-up Investigation | ■ S Criminal Mischief | ■ T Burglary Residence/Vehicle |
| ■ U Theft / Theft of Business | ■ V Citizen Assaulted | ■ W Robbery of an Individual | ■ X Trespass Warning |
| ■ Y Major/Minor Crash | ■ Z Child Custody Disputes | ■ AA Assist The Officer (Pct. 7) | ■ BB Runaway Missing Persons |
| ■ CC Assisted LEA | ■ DD Solicitors | ■ EE Meeting/Event/Ct. | |

B. Patrol Activity by West Bellfort Personnel:

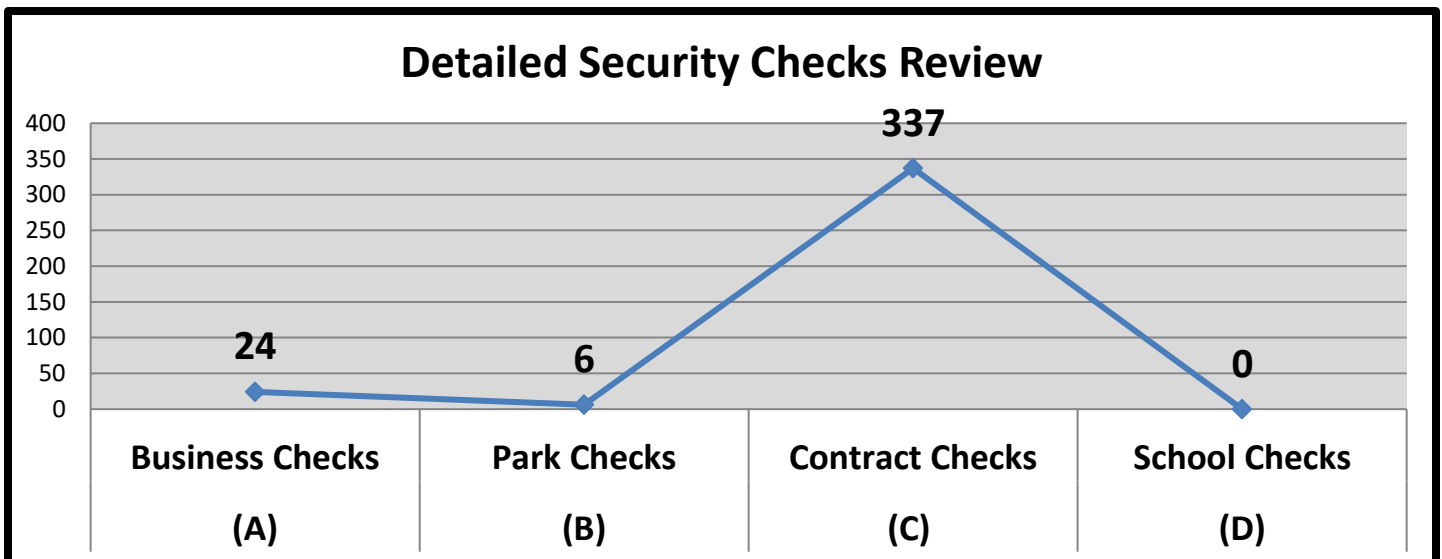


C. Security Checks Monthly Total:

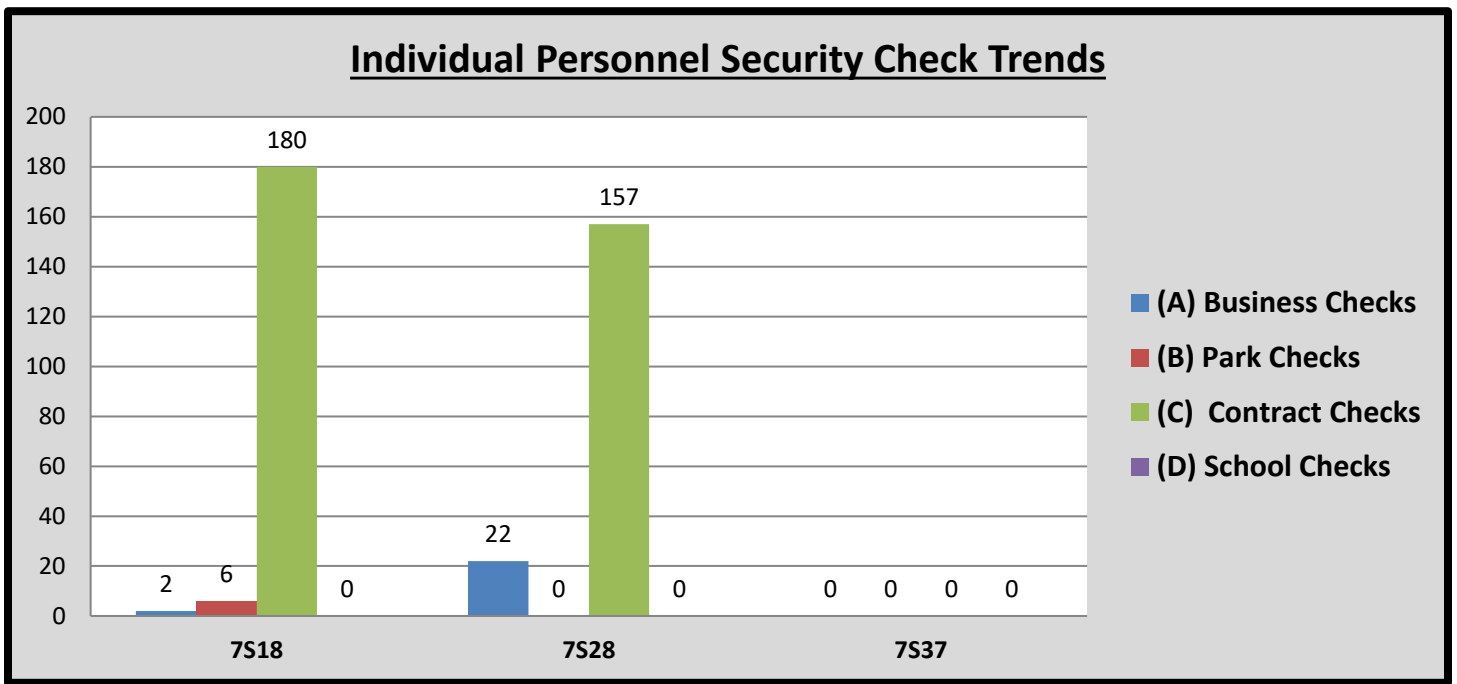
0367

* Security Checks	7S18	7S28	7S29	TOT	AVER	%
(A) Business Checks	2	22	0	24	8.0	7%
(B) Park Checks	6	0	0	6	2.0	2%
(C) Contract Checks	180	157	0	337	112.3	92%
(D) Plaza Checks	0	0	0	0	0.0	0%
(E) Totals	188	179	0	367	122.3	100%

D. Detailed Security Checks Monthly:



E. Individual Personnel Security Check Trends:



F. CIT/MHO Dispositions Monthly Total:

000

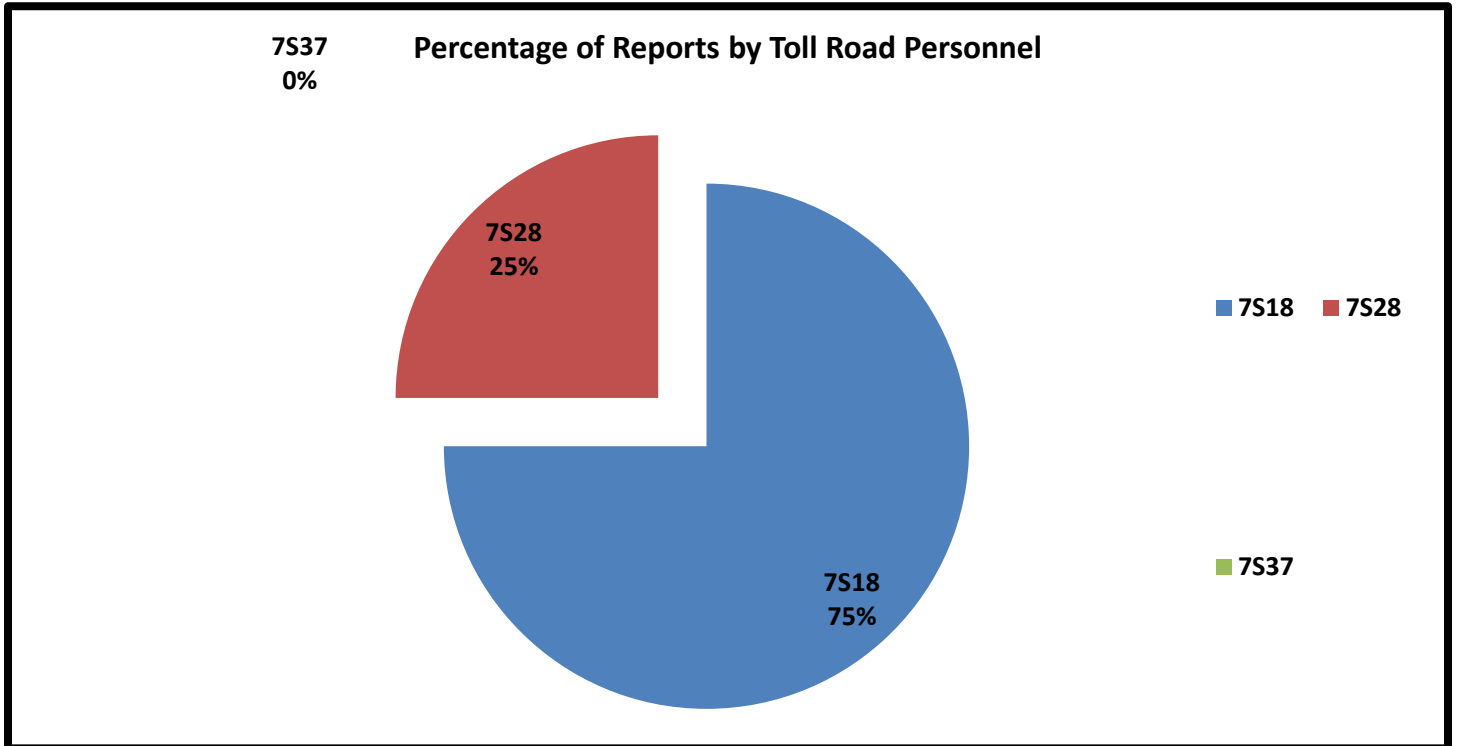
*	<i>C.I.T. Dispositions</i>	7S18	7S28	7S29	TOT	AVER	%
(A)	CIT/MHO Outside Referral	0	0	0	0	0.0	#DIV/0!
(B)	CIT/MHO Transport	0	0	0	0	0.0	#DIV/0!
(C)	CIT/MHO CIT Contact	0	0	0	0	0.0	#DIV/0!
(D)	CIT/MHO Arrest	0	0	0	0	0.0	#DIV/0!
(E)	<i>Totals</i>	0	0	0	0	0.0	#DIV/0!

G. Offense/Incident Reports Monthly Total:

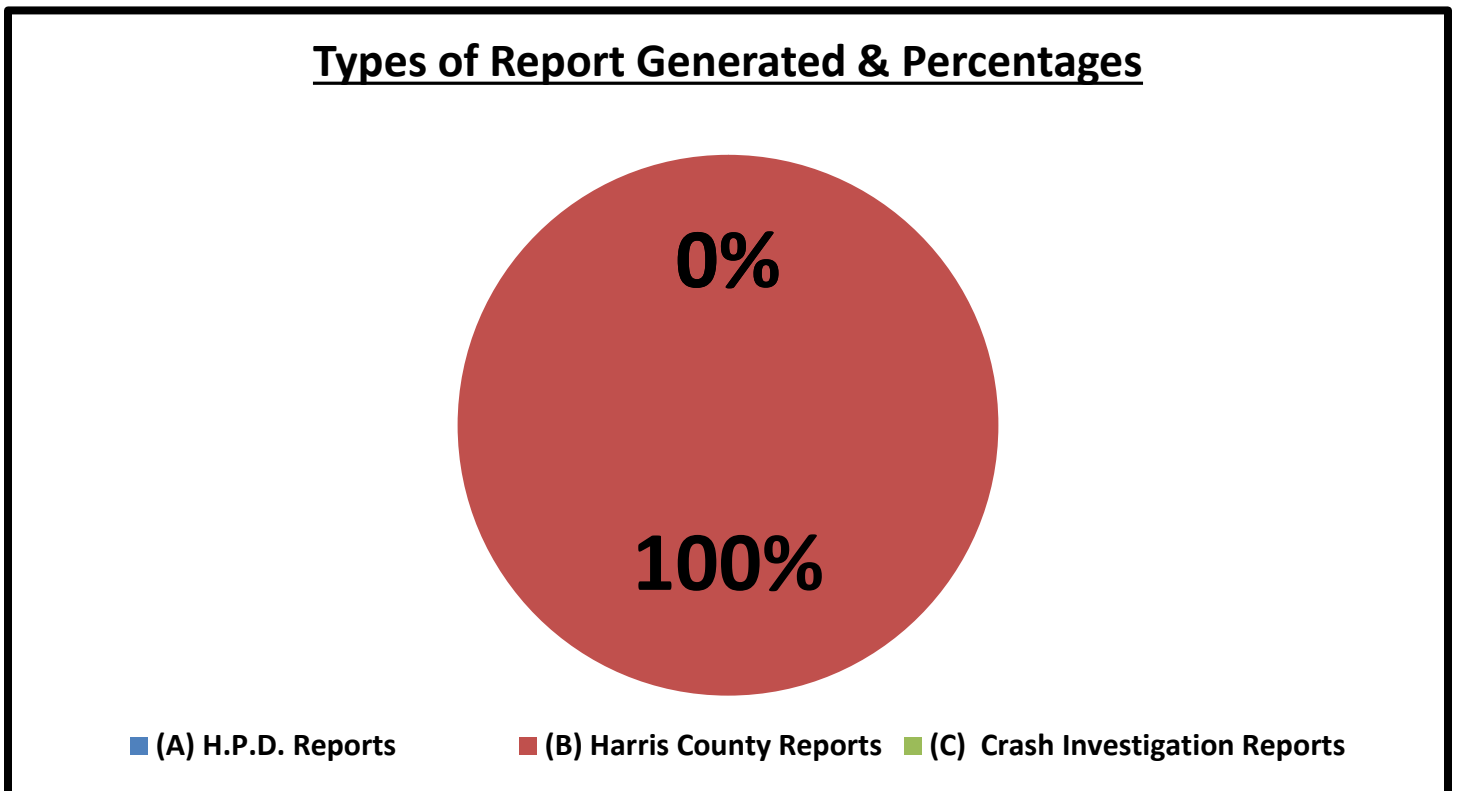
004

*	<i>Offense/Incident Reports</i>	7S18	7S28	7S29	TOT	AVER	%
(A)	H.P.D. Reports	0	0	0	0	0.0	0%
(B)	Harris County Reports	3	1	0	4	1.3	100%
(C)	Crash Investigation Reports	0	0	0	0	0.0	0%
(D)	<i>Totals</i>	3	1	0	4	1.3	100%

H. Report Generation Percentages:



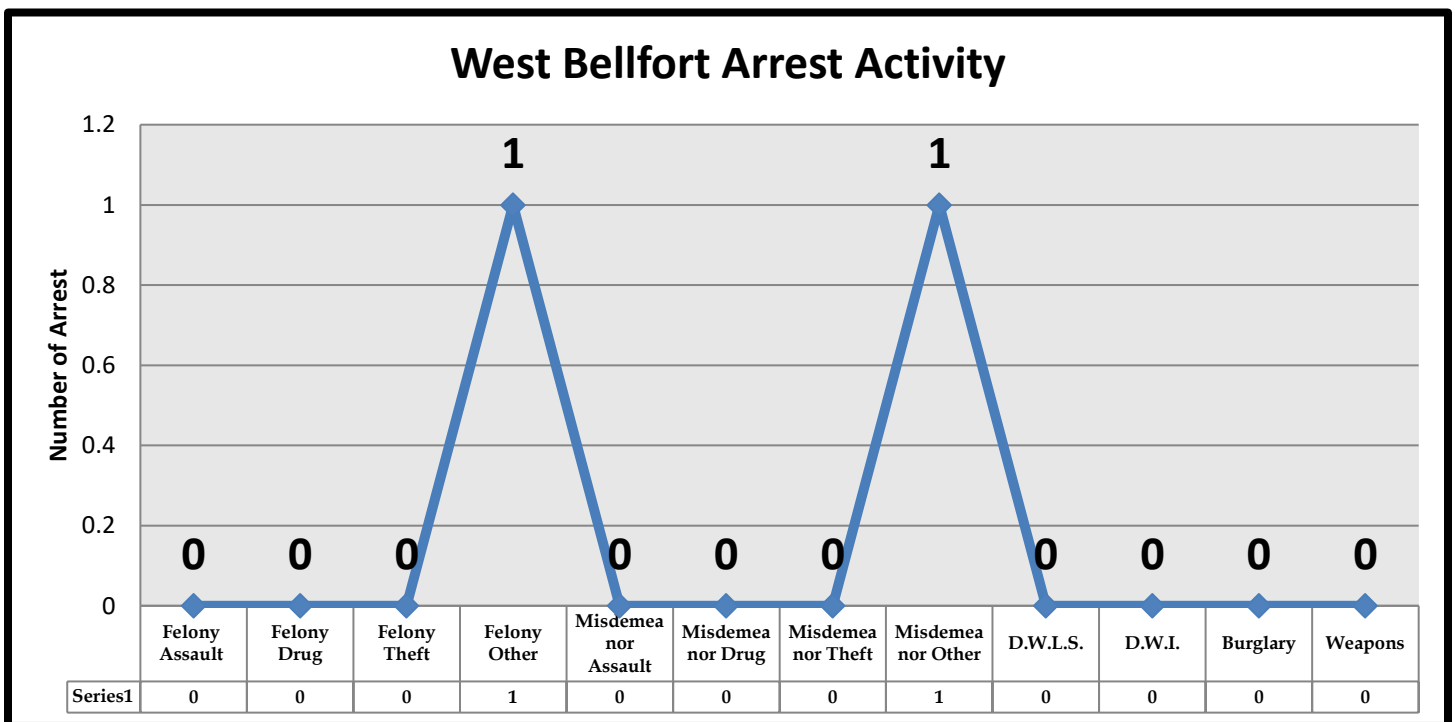
I. Percentages:



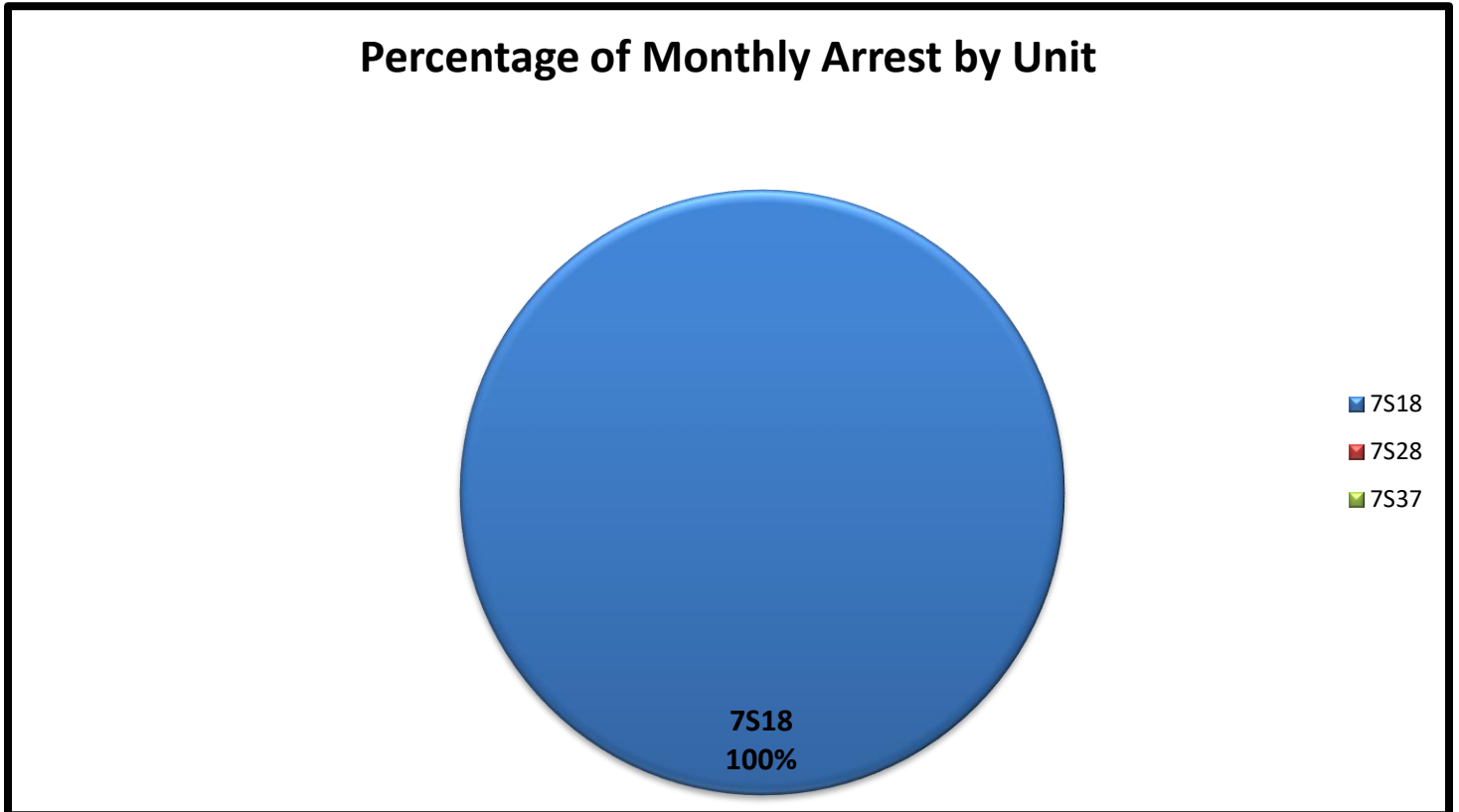
J. Types of Criminal Arrests Monthly Total:

*	Types of Criminal Arrests	7S18	7S28	7S29	TOT	AVER	%
A	Felony Assault	0	0	0	0	0.0	0%
B	Felony Drug	0	0	0	0	0.0	0%
C	Felony Theft	0	0	0	0	0.0	0%
D	Felony Other	1	0	0	1	0.3	50%
E	Misdemeanor Assault	0	0	0	0	0.0	0%
F	Misdemeanor Drug	0	0	0	0	0.0	0%
G	Misdemeanor Theft	0	0	0	0	0.0	0%
H	Misdemeanor Other	1	0	0	1	0.3	50%
I	D.W.L.S.	0	0	0	0	0.0	0%
J	D.W.I.	0	0	0	0	0.0	0%
K	Burglary	0	0	0	0	0.0	0%
L	Weapons	0	0	0	0	0.0	0%
M	<i>Totals</i>	2	0	0	2	0.7	100%

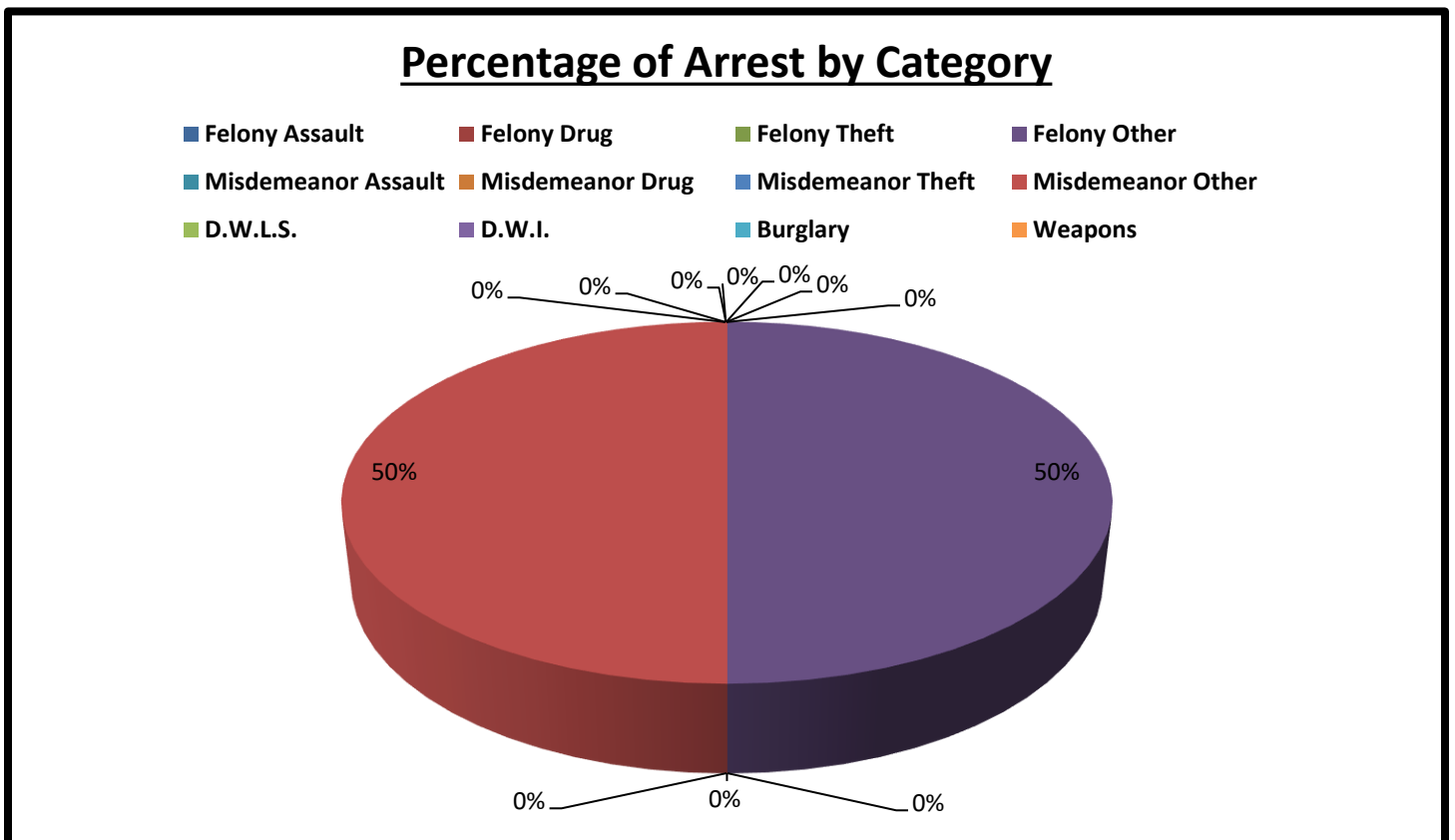
K. Types of Criminal Arrests Monthly Total:



L. Types of Criminal Arrests Percentage Total:



M. Types of Criminal Arrests Monthly Percentage Total:



N. Executed Warrant Monthly Total:

002

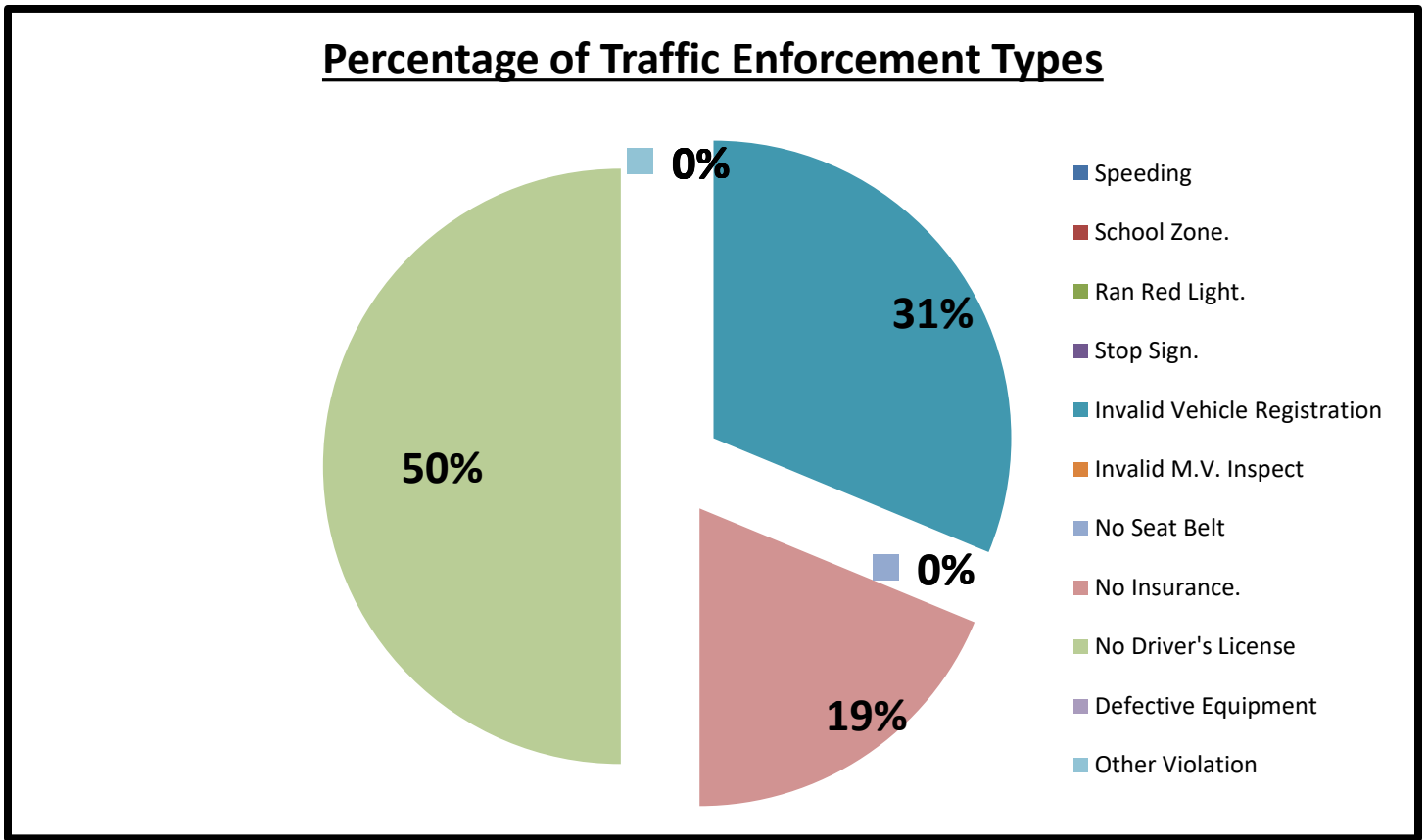
*	<i>Executed Warrants</i>	7S18	7S28	7S29	TOT	AVER	%
(A)	Felony Warrants	0	0	0	0	0.0	0%
(B)	Misdemeanor Warrants	2	0	0	2	0.7	100%
(C)	<i>Totals</i>	2	0	0	2	0.7	100%

O. Traffic Law Enforcement Total:

033

*	<i>Traffic Enforcement</i>	7S18	7S28	7S29	TOT	AVER	%
A	Speeding	0	0	0	0	0.0	0%
B	School Zone.	0	0	0	0	0.0	0%
C	Ran Red Light.	0	0	0	0	0.0	0%
D	Stop Sign.	0	0	0	0	0.0	0%
E	Invalid Vehicle Registration	3	2	0	5	1.7	31%
F	Invalid M.V. Inspect	0	0	0	0	0.0	0%
G	No Seat Belt	0	0	0	0	0.0	0%
H	No Insurance.	0	3	0	3	1.0	19%
I	No Driver's License	4	4	0	8	2.7	50%
J	Defective Equipment	0	0	0	0	0.0	0%
K	Other Violation	0	0	0	0	0.0	0%
L	Written Warnings	0	0	0	0	0.0	0%
M	Verbal Warning	0	17	0	17	5.7	100%
N	Citation	7	9	0	16	5.3	48%
O	Total Violations	7	26	0	33	11.0	100%

P. Traffic Law Enforcement Total:



Q. Citations vs. Warnings Monthly Total:

033

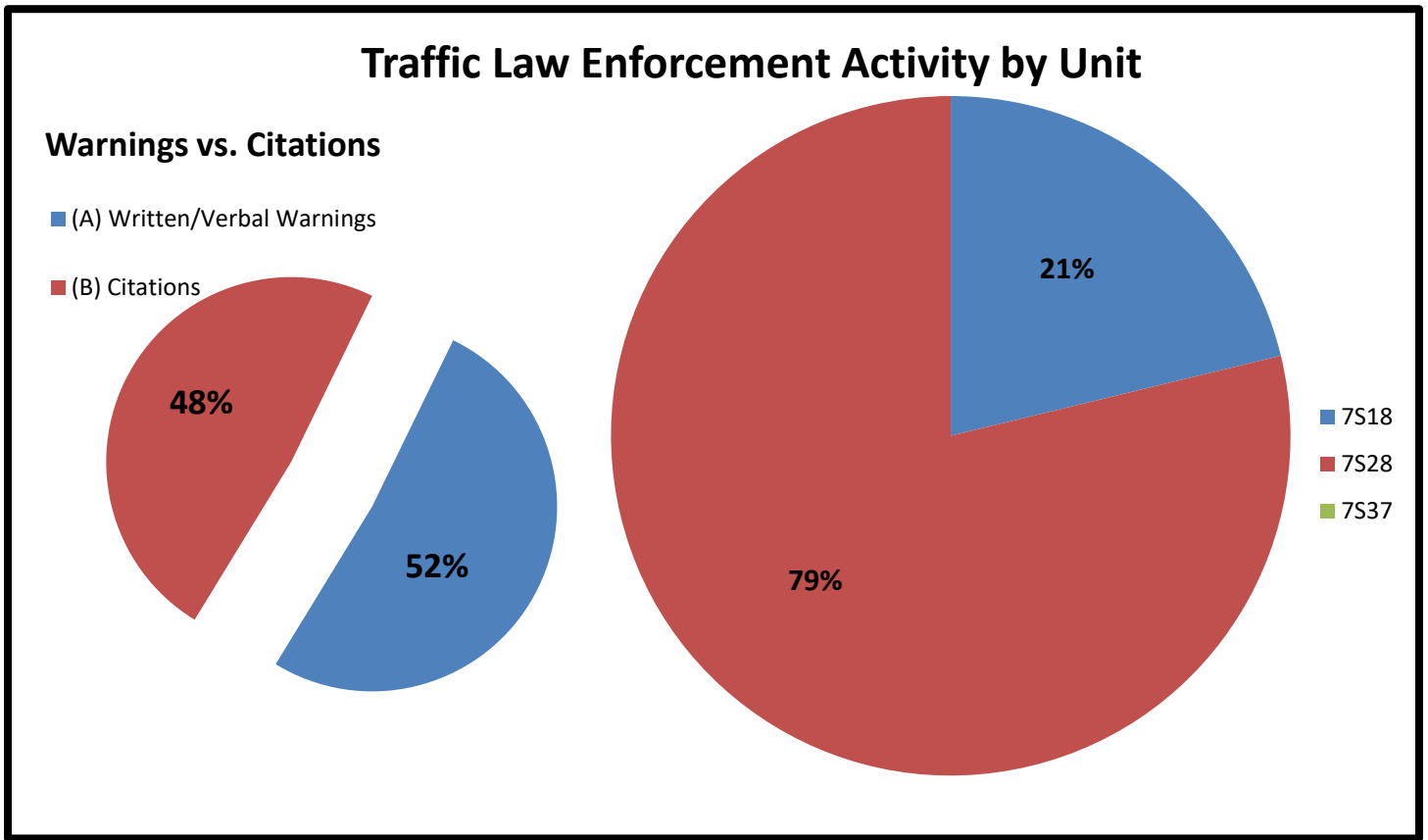
*	<i>Warnings vs. Citations</i>	7S18	7S28	7S29	TOT	AVER	%
(A)	Written/Verbal Warnings	0	17	0	17	5.7	52%
(B)	Citations	7	9	0	16	5.3	48%
(C)	<i>Totals</i>	7	26	0	33	11.0	100%

R. Sources of Calls for Service Monthly Total:

377

*	<i>Sources of Calls for Service</i>	7S18	7S28	7S29	TOT	AVER	%
(A)	On View	0	0	0	0	0.0	0%
(B)	Dispatched	12	16	0	28	9.3	7%
(C)	Self-Initiated	186	163	0	349	116.3	93%
(D)	<i>Totals</i>	198	179	0	377	125.7	100%

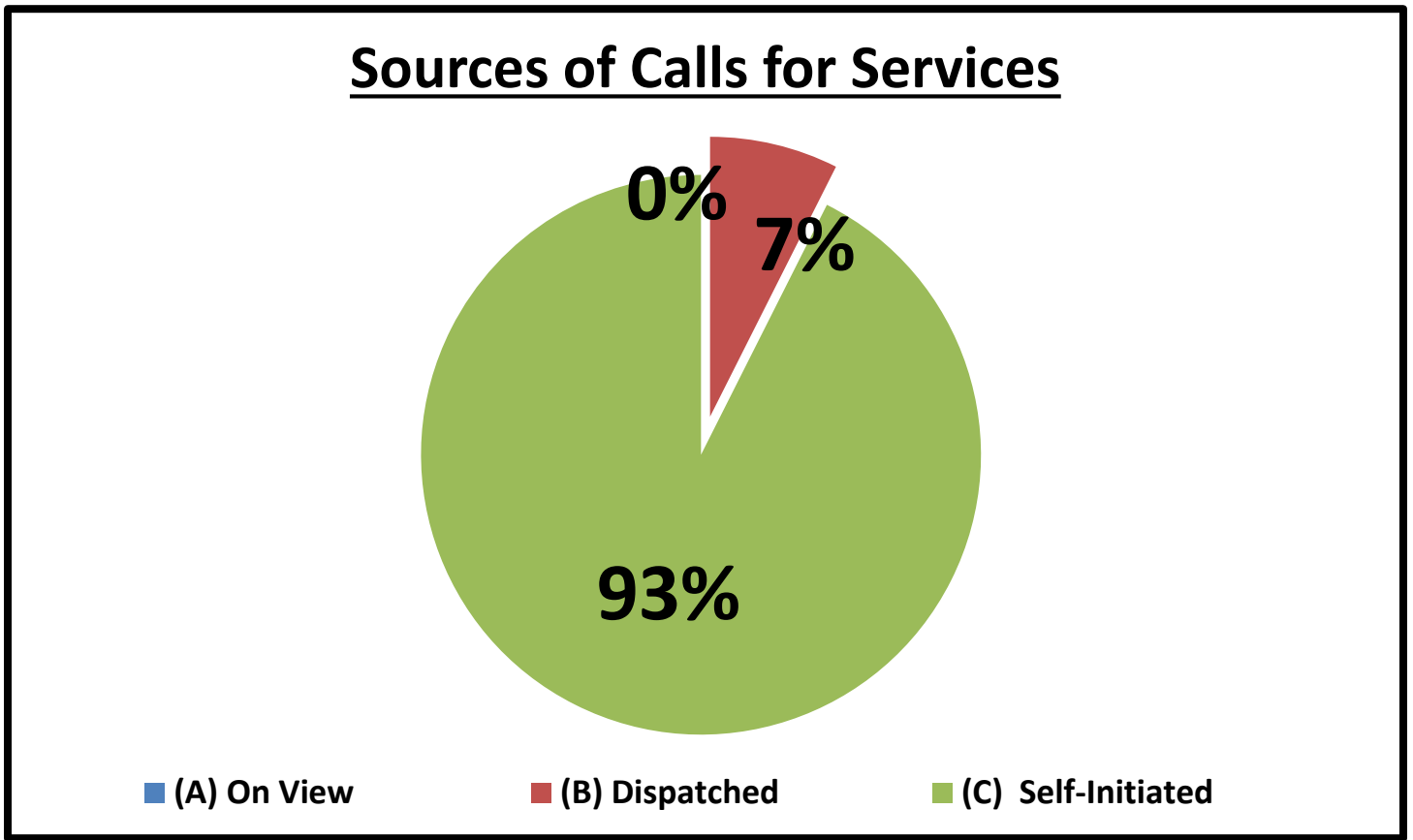
S. Traffic Law Enforcement Activity by Unit Percentages:



T. Sources of Calls for Service Percentages:

*	Sources of Calls for Service	7S18	7S28	7S29		TOT
(A)	On View	0%	0%	#DIV/0!		0%
(B)	Dispatched	6%	9%	#DIV/0!		7%
(C)	Self-Initiated	94%	91%	#DIV/0!		93%
(D)	Totals	100%	100%	#DIV/0!		100%

U. Sources of Calls for Service Percentages:



V. Free Reserve Personnel Time Utilized in Contract Monthly Total: 000

*	Free Reserve Personnel Time	7S18	7S28	7S29		TOT	AVER	%
(A)	Totals	0	0	0		0	0.0	#DIV/0!

W. Monthly Productivity Analysis Report (M.P.A.R.) - Executive Summary:

*	<i>Units</i>	7S18	7S28	7S29		TOT	AVER
1	Patrol Activity	201	180	0		381	127.0
2	Security Checks	188	179	0		367	122.3
3	C.I.T. Interactions	0	0	0		0	0.0
4	Offense/Incident Reports	3	1	0		4	1.3
*	<i>Total Service Calls</i>	392	360	0		752	250.7
1	Criminal Arrests	2	0	0		2	0.7
2	Citations Issued	7	9	0		16	5.3
3	Written & Verbal Warnings	0	17	0		17	5.7
*	<i>Enforcement Service Calls</i>	9	26	0		35	11.7
*	<i>Total Hours</i>	160	160	160		480	160.0
1	Sick Time Used	0	8	0		8	2.7
2	Vacation Time Used	0	8	0		8	2.7
3	Training Time Used	0	0	0		0	0.0
4	Compensatory Time Used	0	48	0		48	16.0
*	<i>Hours Actually Worked</i>	160	96	160		416	138.7
*	<i>Unit Productivity Ratio</i>	2.5	4.0	0.0		1.9	1.9

X. Mileage Total:

1753

*	<i>Mileage</i>	7S18	7S28	7S29		TOT	AVER	%
(A)	<i>Totals</i>	1188	565	0		1753	584.3	460%

Y. Patrol Alert Submission Report:

*	<i>Received</i>				<i>Subject</i>
00x	<i>Date</i>	<i>Time</i>	<i>Code</i>	<i>Location</i>	
A.					

Z. Incident Summaries:

01.	APRIL 10, 2019	0900 HOURS	Burglary Motor Vehicle		DEPUTY C. MANZANARE	
	DAY SHIFT:	7800 CANDLE LN	WB	"M"	HC:	1904-00070
<p>On April 10, 2019, a Wednesday, at approximately 0915 hours, while on patrol in the "West Bellfort Contract", Deputy C. Manzanare was performing routine patrol and law enforcement services when I (Deputy C. Manzanare) got dispatched to a Burglary of a motor vehicle call for service. Upon making contact with the complainant deputy discovered a Burglary had occurred involving unknown suspect(s), Deputy gathered all pertinent information needed to make a report. Report Generated. The patrol activity type is "PAT=T".</p>						

02.	APRIL 10, 2019	1000 HOURS	WARRANT ARREST		DEPUTY C. MANZANARE	
	DAY SHIFT:	10700 BRAES FOREST	WB	"M"	HC:	1904-00072
<p>On April 10, 2019, a Wednesday, at approximately 1014 hours, while on patrol in the "Midtown Contract", Deputy C. Manzanare was performing routine patrol and law enforcement services when I (Deputy C. Manzanare) initiated a Traffic stop on a motor vehicle. The driver and the front passenger of the vehicle were found to have open warrants out of Pct7 and Missouri City Police Department. Both suspects were arrested, one suspect was transported to Missouri City PD and the other to Harris county Jail without further incident. The patrol activity type is "PAT=E".</p>						

03.	APRIL 28, 2019	2055 HOURS	DISTURBANCE		DEPUTY J. PYLAND	
	EVENING SHIFT:	7700 CREEKBEND DR.	WB	"N/A"	HC:	1904-00222
<p>On April 28, 2019, a Sunday, at approximately 20:55 hours while on patrol in the "West Bellfort" contract, I Deputy J. Pyland unit 87S28 along with, Deputy J. Sanchez unit 87S37, with the Harris County Constable Office of Precinct 7 were performing routine patrol and law enforcement services when we were dispatched to investigate a possible discharge of a firearm on the 7600 block of Quail Meadow Dr. Deputies observed a vacant home for sale and performed a clearing of the residence. Deputies heard a possible suspect(s) hopping over the west-side fence line of the vacant home and onto a neighboring business parking lot. Deputies went to the parking lot and observed no signs of shell-casings behind the fence-line, but a screw-driver that was possibly used to gain entry into the vacant home. Deputies made contact with the reportee who advised that the home has been vacant for a few weeks, and provided us with a number of the real estate agent to contact. The patrol activity type is "PAT=P".</p>						

04.	APRIL 30, 2019	1300 HOURS	BURGLARY OF A BUILDING		DEPUTY C. MANZANARE	
	DAY SHIFT:	7600 QUAIL MEADOW	WB	"F"	HC:	1904-00222
<p>On April 30, 2019, a Tuesday, at approximately 1322 hours, while on patrol in the "West Bellfort Contract", Deputy C. Manzanare was performing routine patrol and law enforcement services when I (Deputy C. Manzanare) got dispatched to a Burglary of a Building that had occurred over the weekend call for service. Upon making contact with the complainant deputy discovered a Burglary had occurred involving unknown suspect(s), Deputy gathered all pertinent information needed to make a report. Report Generated. The patrol activity type is "PAT=T".</p>						

Sergeant Jon Meek

Sergeant Jon Meek
 Neighborhood Patrol Division, First Line Supervisor
 Harris County Constable's Office of Precinct 713-643-6602