



MAY WALKER, CONSTABLE
PRECINCT SEVEN
HARRIS COUNTY, TEXAS

MAIN OFFICE
5300 Griggs Road
Houston, Texas 77021
PHONE (713) 643-6602
FAX (713) 643-3401

Date: May 5, 2017

From: Sergeant Jon Meek
Neighborhood Patrol Division, First Line Supervisor
Harris County Constable's Office of Precinct "7"

To: Property Owners Association
Board of Directors & Management Company

Subject: April Monthly Productivity Analysis Report
Enclosure: **MPAR – April 2017**
Distribution: Executive Command Staff & Board of Directors & Management Company

The purpose of this "**Monthly Productivity Analysis Report**" (M.P.A.R.) is to provide the executive command staff with the appropriate data to analyze the productivity of assigned personnel and their shifts' activities to allow for the validation of individual and divisional performance evaluations. With regard to the specific contents of the report, there are 18 distinctive component parts of this report. These components are enumerated below:

- | | |
|--|---|
| 01. Patrol Activity Details | 10. Traffic Enforcement Report |
| 02. Patrol Activity Analytical Summary | 11. Trends & Percentages of Traffic |
| 03. Patrol Activity Percentages & Trends | 12. Citation & Warning Issuance Review |
| 04. Security Checks Report | 13. Call for Service Report (<i>C.F.S.</i>) |
| 05. Security Checks Percentages & Trends | 14. Trends & Percentages for <i>C.F.S.</i> |
| 06. Crisis Intervention Disposition Report | 15. Overtime Report (service at no Cost) |
| 07. Offense/Incident Generation Report | 16. Reserve Deputy Use (at no Cost) |
| 08. Criminal Arrest Types Report | 17. Incident Summarization |
| 09. Warrant Execution Report | 18. Hotspot Report Data Review |

A cursory analysis of the statistical data from this report should be demonstrative of the quality of performance of this agency in realizing the contractual obligations and the overall achievement of the goals and objectives of this Agency and the Contract Division.

3013 total miles were driven and the shift responded to **0753** total service calls and conducted **0000** crash investigations. The shift issued **008** traffic citations, made **01** arrest and handled **0014** enforcement service related calls. The average productivity ratio for this month for this shift is **2.6**.

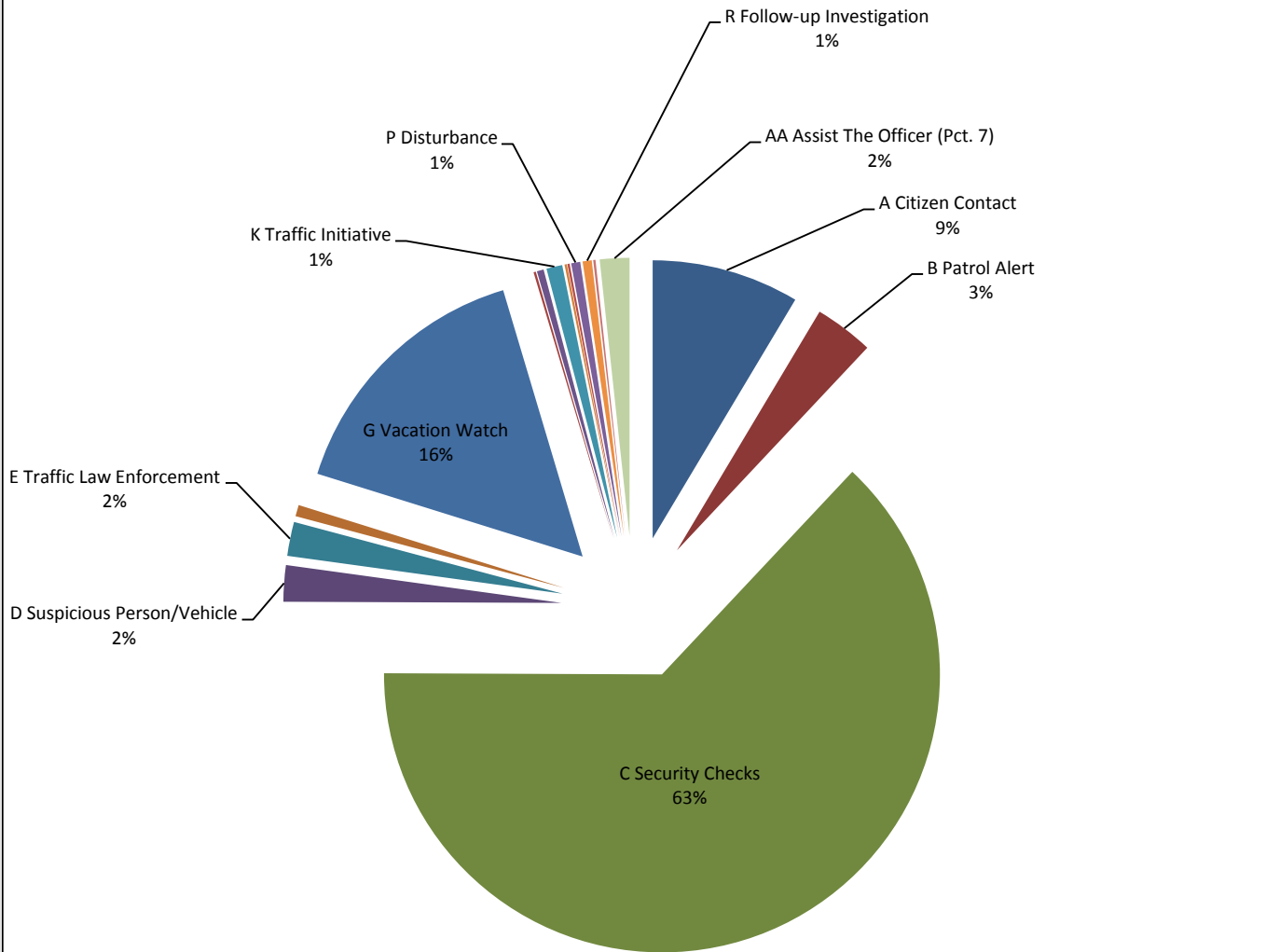
A. Patrol Activity Monthly Total:

0758

*	Patrol Activity Types	7S15	7S18	7S29	TOT	AVER	%
A	Citizen Contact	3	33	29	65	21.7	9%
B	Patrol Alert	7	9	10	26	8.7	3%
C	Security Checks	299	70	109	478	159.3	63%
D	Suspicious Person/Vehicle	5	8	3	16	5.3	2%
E	Traffic Law Enforcement	10	4	1	15	5.0	2%
F	Offense/Incident Reports	3	2	0	5	1.7	1%
G	Vacation Watch	37	28	53	118	39.3	16%
H	Open Door / Window	0	1	0	1	0.3	0%
I	Assist Contract Citizen	0	0	0	0	0.0	0%
J	Welfare Check / Med.	1	1	1	3	1.0	0%
K	Traffic Initiative	0	0	7	7	2.3	1%
L	Traffic Hazard	0	0	1	1	0.3	0%
M	Animal Humane	0	0	0	0	0.0	0%
N	Alarms	0	1	0	1	0.3	0%
O	Mental Cases (171)	0	0	0	0	0.0	0%
P	Disturbance	2	1	1	4	1.3	1%
Q	Criminal Investigation	0	0	0	0	0.0	0%
R	Follow-up Investigation	4	0	0	4	1.3	1%
S	Criminal Mischief	0	0	0	0	0.0	0%
T	Burglary Residence/Vehicle	0	1	0	1	0.3	0%
U	Theft / Theft of Business	0	0	0	0	0.0	0%
V	Citizen Assaulted	0	0	0	0	0.0	0%
W	Robbery of an Individual	0	0	0	0	0.0	0%
X	Trespass Warning	0	0	0	0	0.0	0%
Y	Major/Minor Crash	0	0	0	0	0.0	0%
Z	Child Custody Disputes	0	0	0	0	0.0	0%
AA	Assist The Officer (Pct. 7)	2	4	7	13	4.3	2%
BB	Runaway Missing Persons	0	0	0	0	0.0	0%
CC	Assisted LEA	0	0	0	0	0.0	0%
DD	Solicitors	0	0	0	0	0.0	0%
EE	Meeting/Event/Ct.	0	0	0	0	0.0	0%
*	MONTH TOTALS	373	163	222	758	252.7	100%

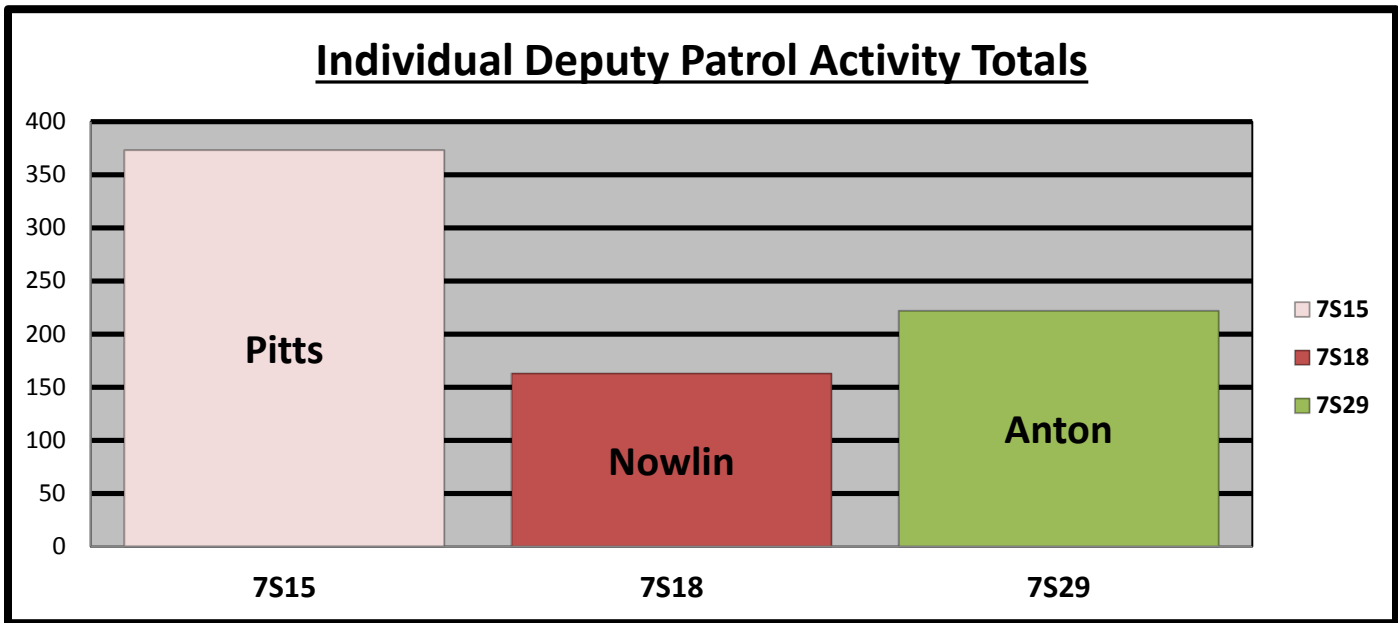
A1. Patrol Activity Percentage:

Percentage of Patrol Activity



- | | | | |
|-------------------------------|------------------------------|----------------------------------|--------------------------------|
| ■ A Citizen Contact | ■ B Patrol Alert | ■ C Security Checks | ■ D Suspicious Person/Vehicle |
| ■ E Traffic Law Enforcement | ■ F Offense/Incident Reports | ■ G Vacation Watch | ■ H Open Door / Window |
| ■ I Assist Contract Citizen | ■ J Welfare Check / Med. | ■ K Traffic Initiative | ■ L Traffic Hazard |
| ■ M Animal Humane | ■ N Alarms | ■ O Mental Cases (171) | ■ P Disturbance |
| ■ Q Criminal Investigation | ■ R Follow-up Investigation | ■ S Criminal Mischief | ■ T Burglary Residence/Vehicle |
| ■ U Theft / Theft of Business | ■ V Citizen Assaulted | ■ W Robbery of an Individual | ■ X Trespass Warning |
| ■ Y Major/Minor Crash | ■ Z Child Custody Disputes | ■ AA Assist The Officer (Pct. 7) | ■ BB Runaway Missing Persons |
| ■ CC Assisted LEA | ■ DD Solicitors | ■ EE Meeting/Event/Ct. | |

B. Patrol Activity by West Belfort Personnel:

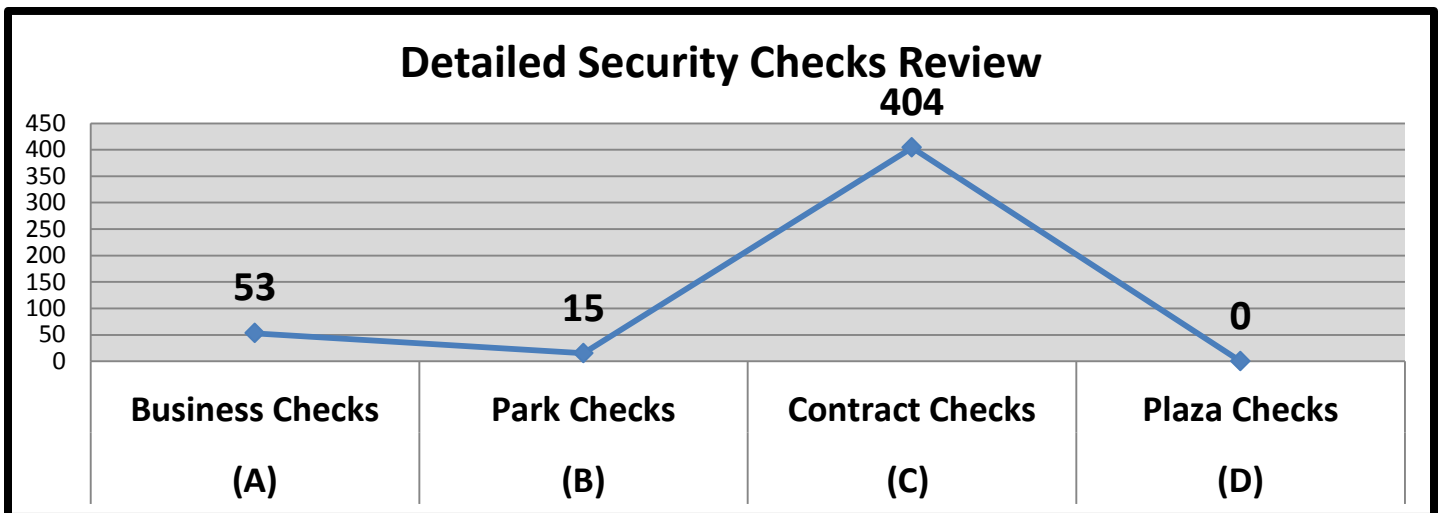


C. Security Checks Monthly Total:

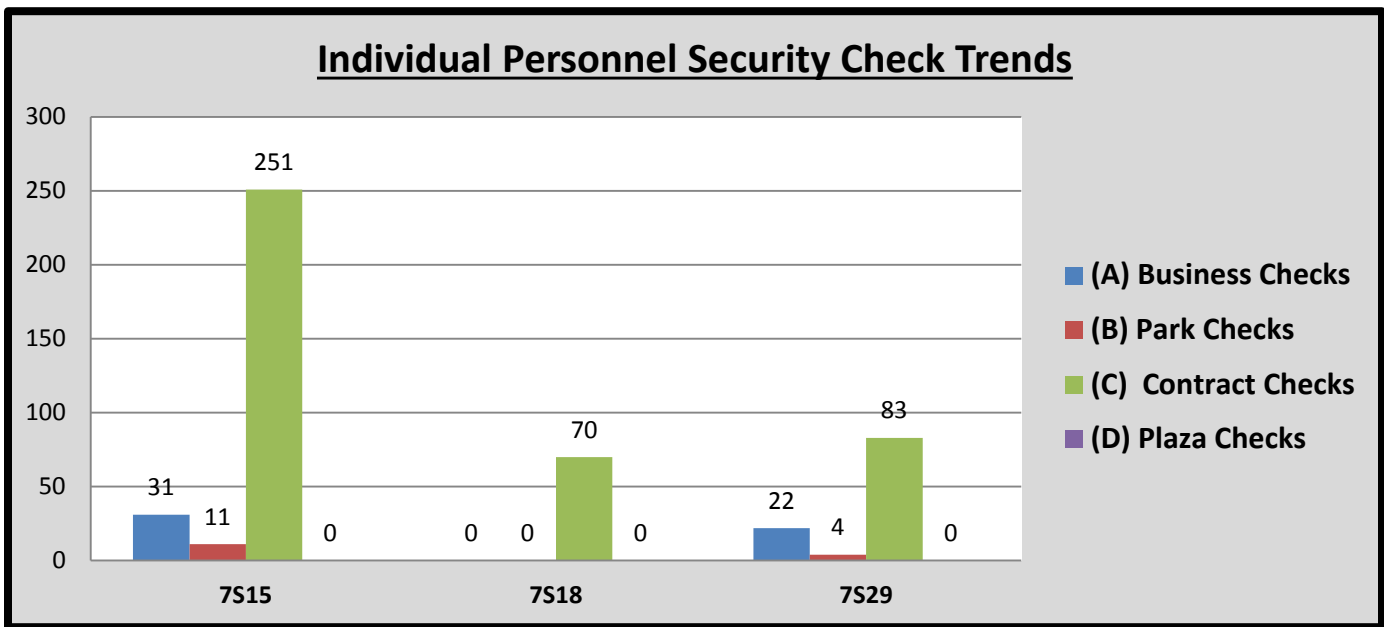
0472

*	Security Checks	7S15	7S18	7S29	TOT	AVER	%
(A)	Business Checks	31	0	22	53	17.7	11%
(B)	Park Checks	11	0	4	15	5.0	3%
(C)	Contract Checks	251	70	83	404	134.7	86%
(D)	Plaza Checks	0	0	0	0	0.0	0%
(E)	<i>Totals</i>	293	70	109	472	157.3	100%

D. Detailed Security Checks Monthly:



E. Individual Personnel Security Check Trends:



F. CIT/MHO Dispositions Monthly Total:

000

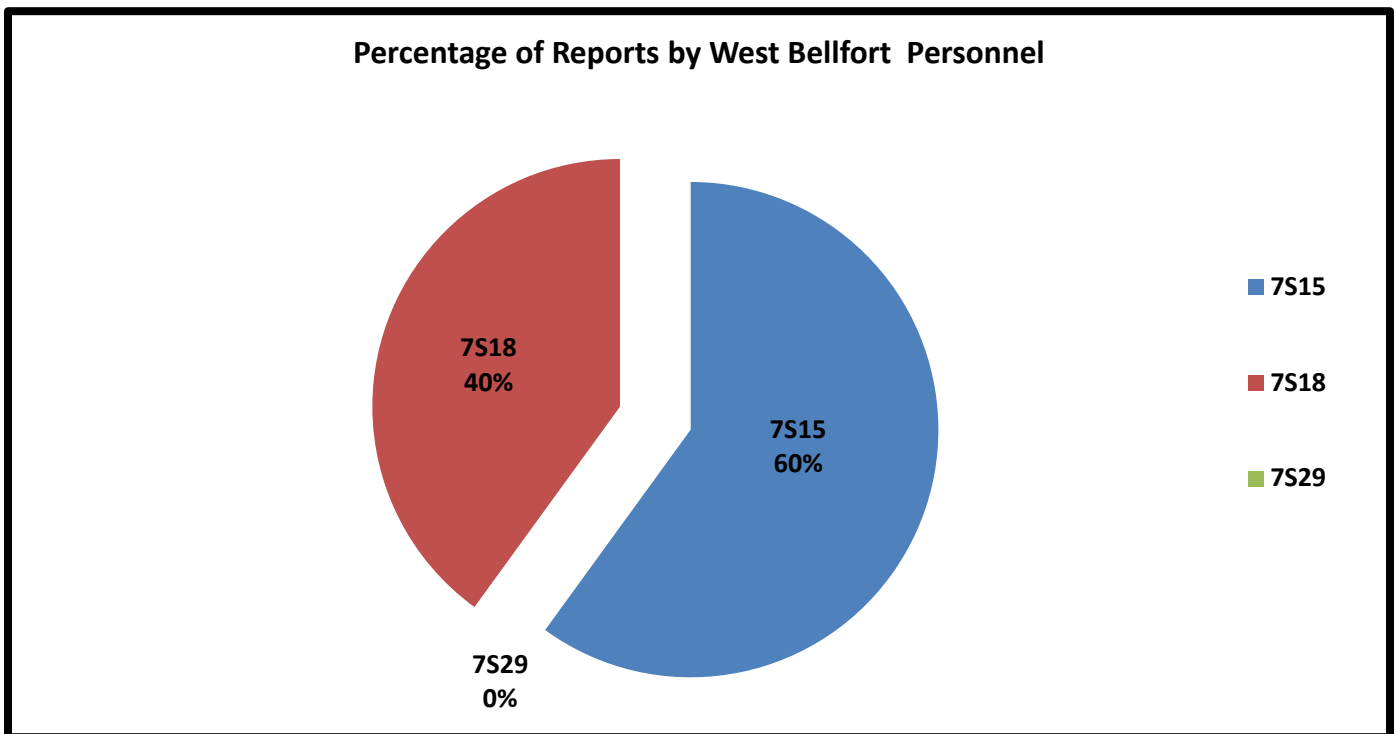
*	<i>C.I.T. Dispositions</i>	7S15	7S18	7S29	TOT	AVER	%
(A)	CIT/MHO Outside Referral	0	0	0	0	0.0	#DIV/0!
(B)	CIT/MHO Transport	0	0	0	0	0.0	#DIV/0!
(C)	CIT/MHO CIT Contact	0	0	0	0	0.0	#DIV/0!
(D)	CIT/MHO Arrest	0	0	0	0	0.0	#DIV/0!
(E)	<i>Totals</i>	0	0	0	0	0.0	#DIV/0!

G. Offense/Incident Reports Monthly Total:

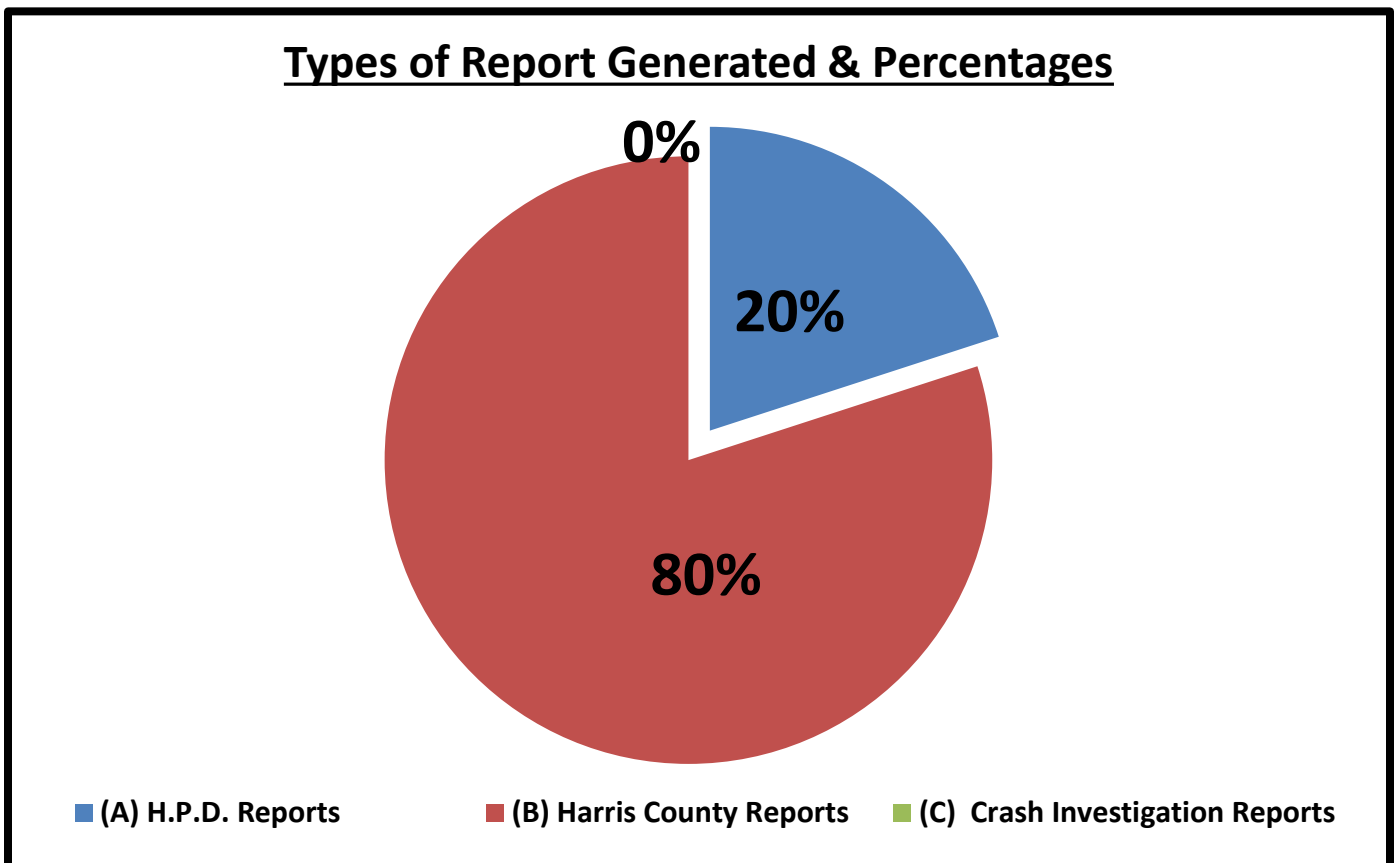
005

*	<i>Offense/Incident Reports</i>	7S15	7S18	7S29	TOT	AVER	%
(A)	H.P.D. Reports	0	1	0	1	0.3	20%
(B)	Harris County Reports	3	1	0	4	1.3	80%
(C)	Crash Investigation Reports	0	0	0	0	0.0	0%
(D)	<i>Totals</i>	3	2	0	5	1.7	100%

H. Report Generation Percentages:



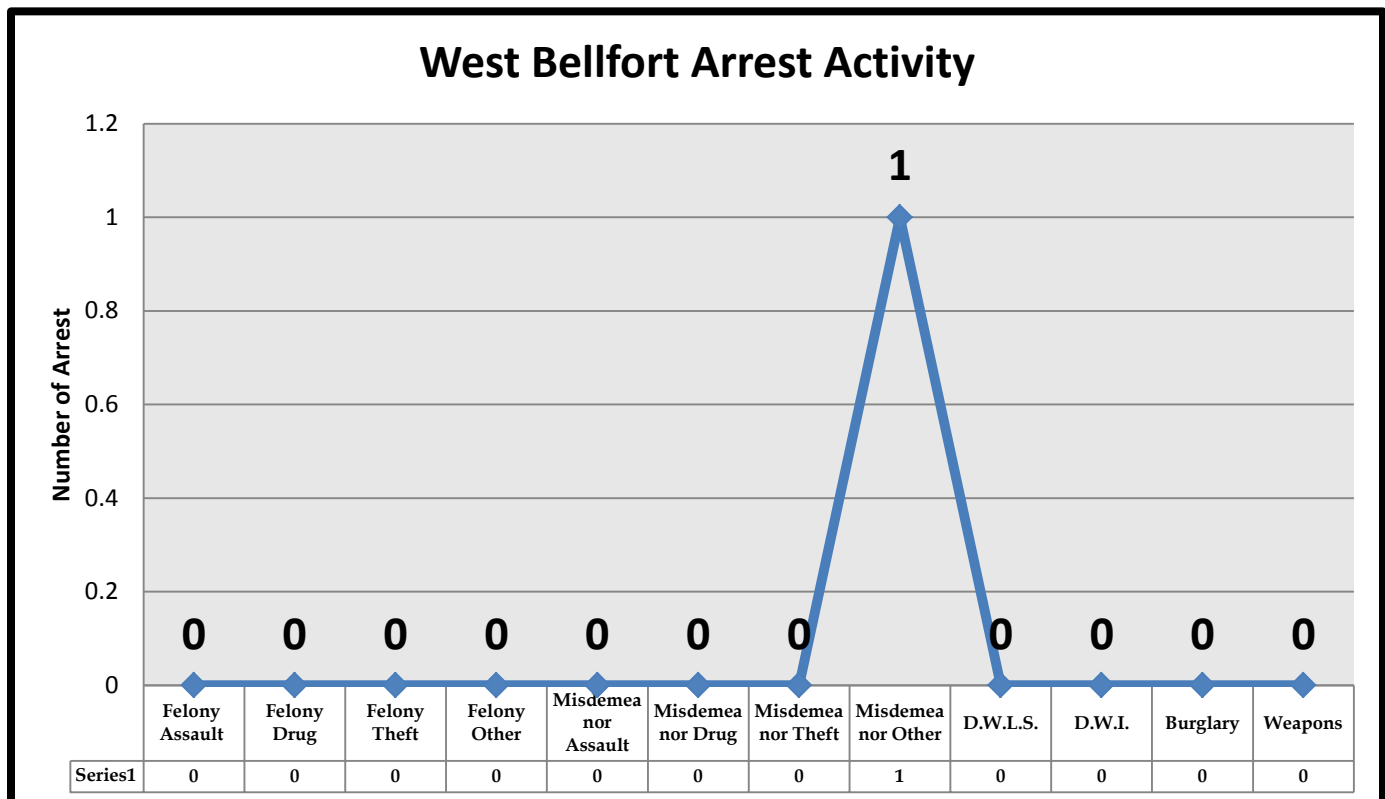
I. Percentages:



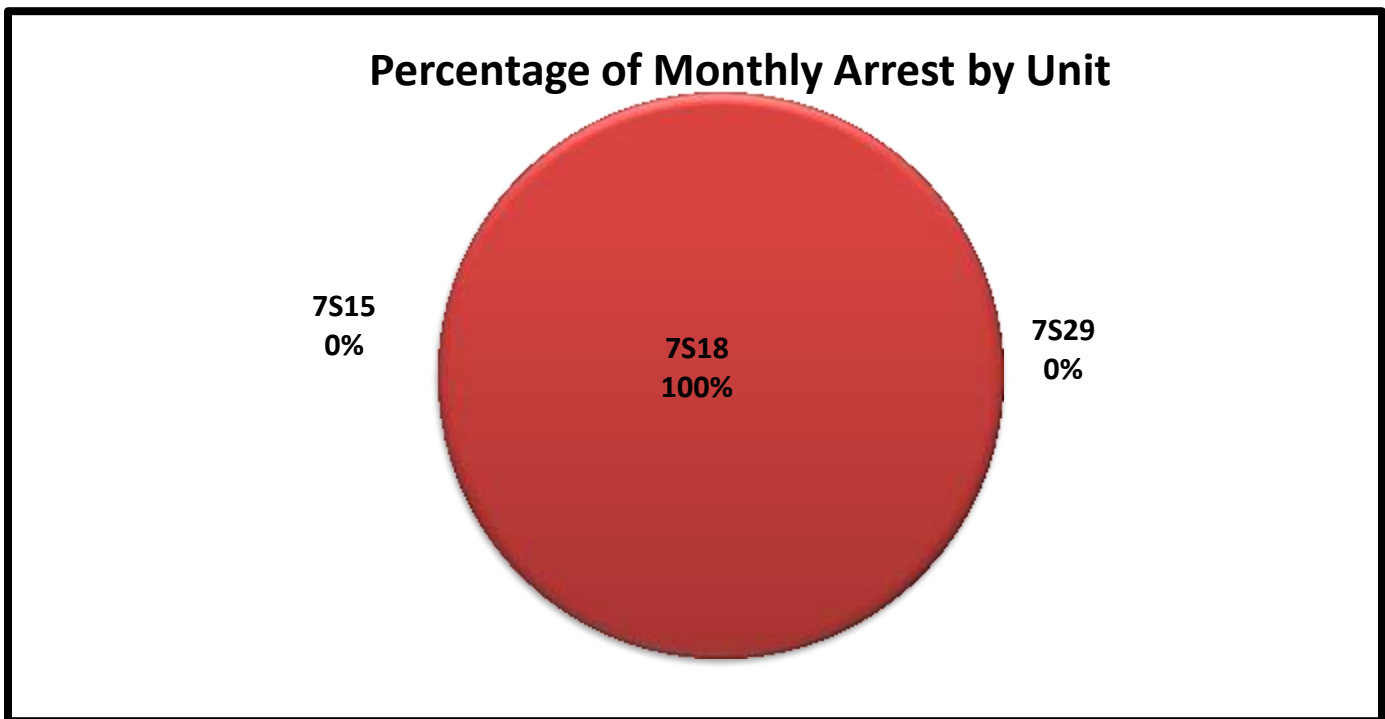
J. Types of Criminal Arrests Monthly Total:

*	Types of Criminal Arrests	7S15	7S18	7S29	TOT	AVER	%
A	Felony Assault	0	0	0	0	0.0	0%
B	Felony Drug	0	0	0	0	0.0	0%
C	Felony Theft	0	0	0	0	0.0	0%
D	Felony Other	0	0	0	0	0.0	0%
E	Misdemeanor Assault	0	0	0	0	0.0	0%
F	Misdemeanor Drug	0	0	0	0	0.0	0%
G	Misdemeanor Theft	0	0	0	0	0.0	0%
H	Misdemeanor Other	0	1	0	1	0.3	100%
I	D.W.L.S.	0	0	0	0	0.0	0%
J	D.W.I.	0	0	0	0	0.0	0%
K	Burglary	0	0	0	0	0.0	0%
L	Weapons	0	0	0	0	0.0	0%
M	Totals	0	1	0	1	0.3	100%

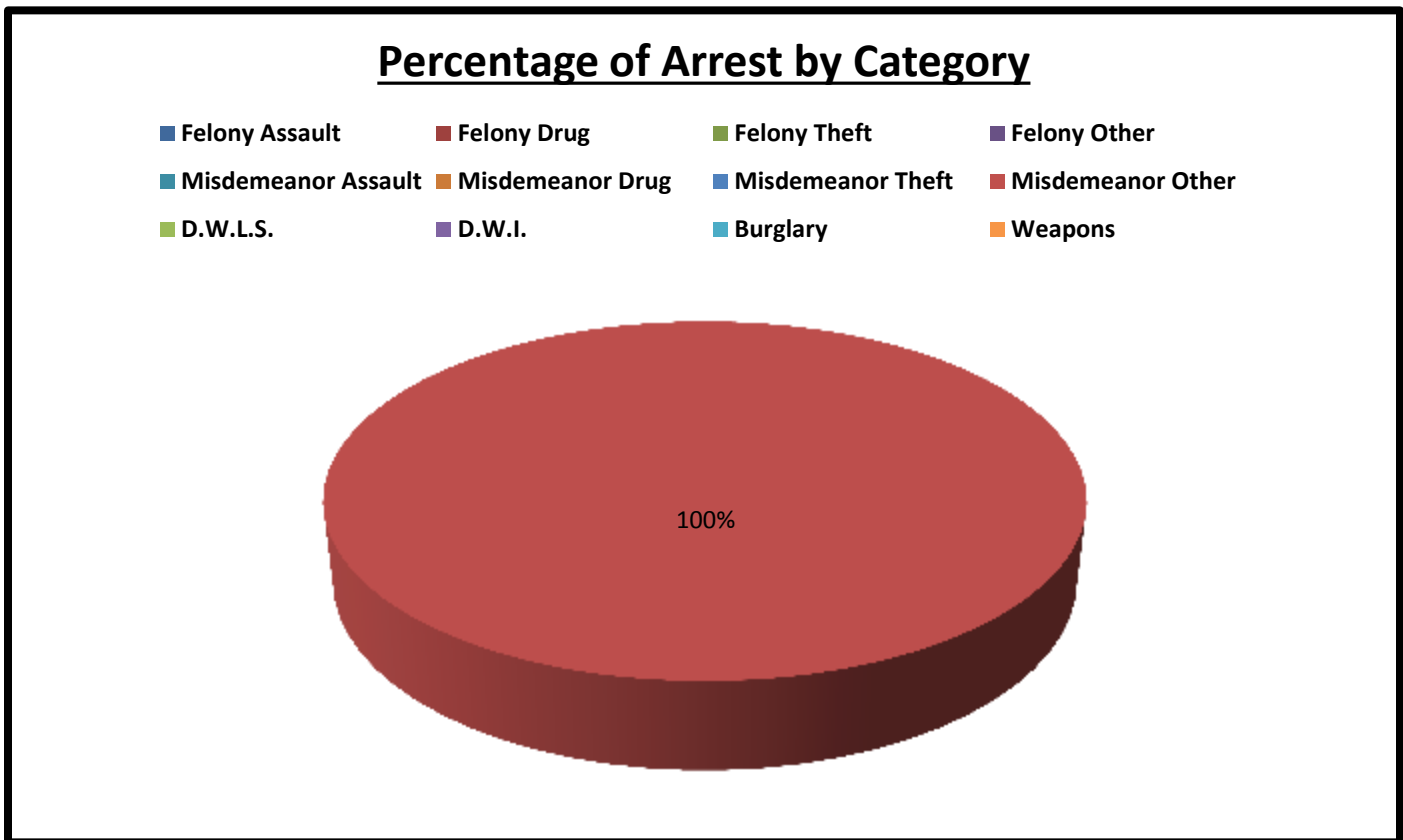
K. Types of Criminal Arrests Monthly Total:



L. Types of Criminal Arrests Monthly Total:



M. Types of Criminal Arrests Monthly Total:



N. Executed Warrant Monthly Total:

001

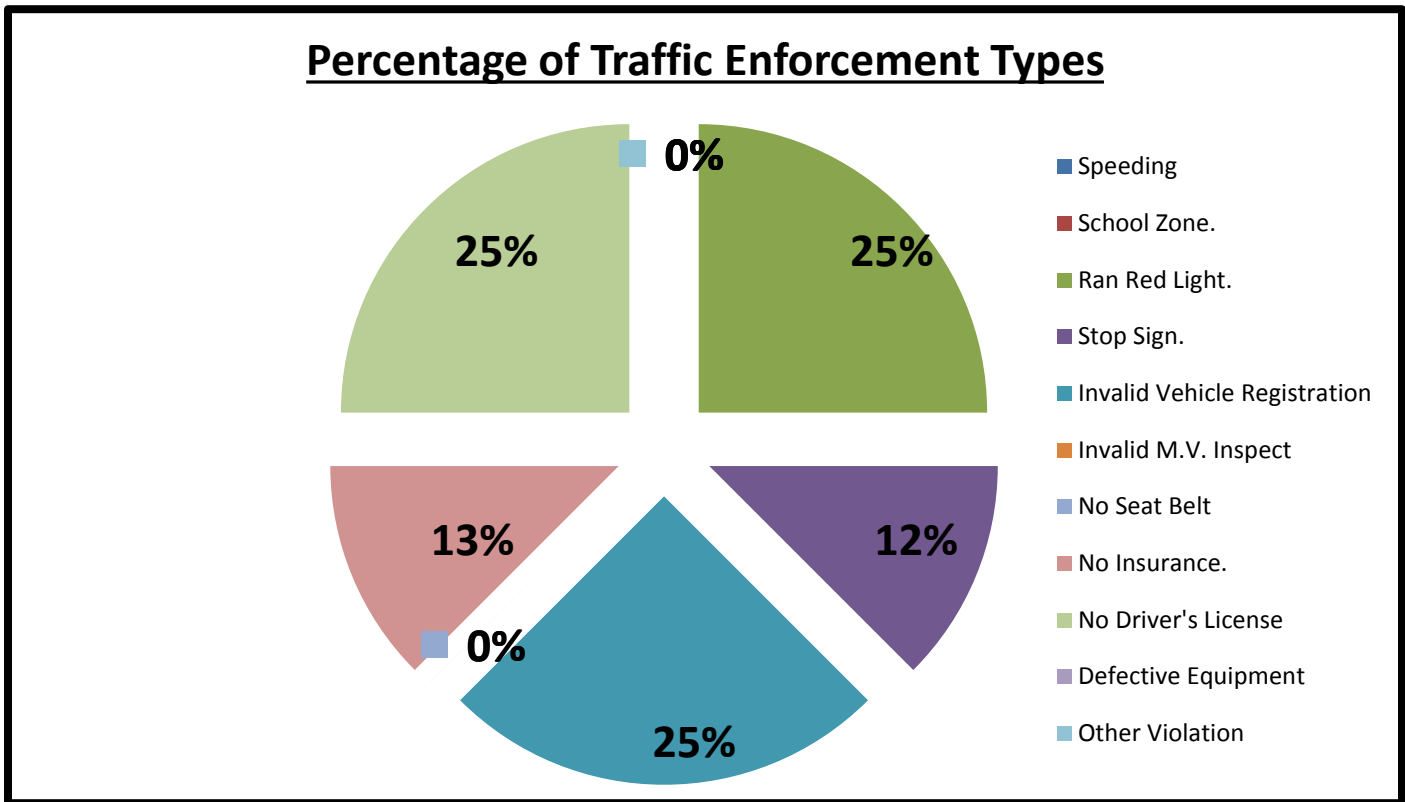
*	Executed Warrants	7S15	7S18	7S29		TOT	AVER	%
(A)	Felony Warrants	0	0	0		0	0.0	0%
(B)	Misdemeanor Warrants	0	1	0		1	0.3	100%
(C)	Totals	0	1	0		1	0.3	100%

O. Traffic Law Enforcement Total:

013

*	Traffic Enforcement	7S15	7S18	7S29		TOT	AVER	%
A	Speeding	0	0	0		0	0.0	0%
B	School Zone.	0	0	0		0	0.0	0%
C	Ran Red Light.	2	0	0		2	0.7	25%
D	Stop Sign.	1	0	0		1	0.3	13%
E	Invalid Vehicle Registration	0	2	0		2	0.7	25%
F	Invalid M.V. Inspect	0	0	0		0	0.0	0%
G	No Seat Belt	0	0	0		0	0.0	0%
H	No Insurance.	0	1	0		1	0.3	13%
I	No Driver's License	2	0	0		2	0.7	25%
J	Defective Equipment	0	0	0		0	0.0	0%
K	Other Violation	0	0	0		0	0.0	0%
L	Written Warnings	0	0	0		0	0.0	0%
M	Verbal Warning	3	1	1		5	1.7	100%
N	Citation	5	3	0		8	2.7	62%
O	Total Violations	8	4	1		13	4.3	100%

P. Traffic Law Enforcement Total:



Q. Citations vs. Warnings Monthly Total:

0013

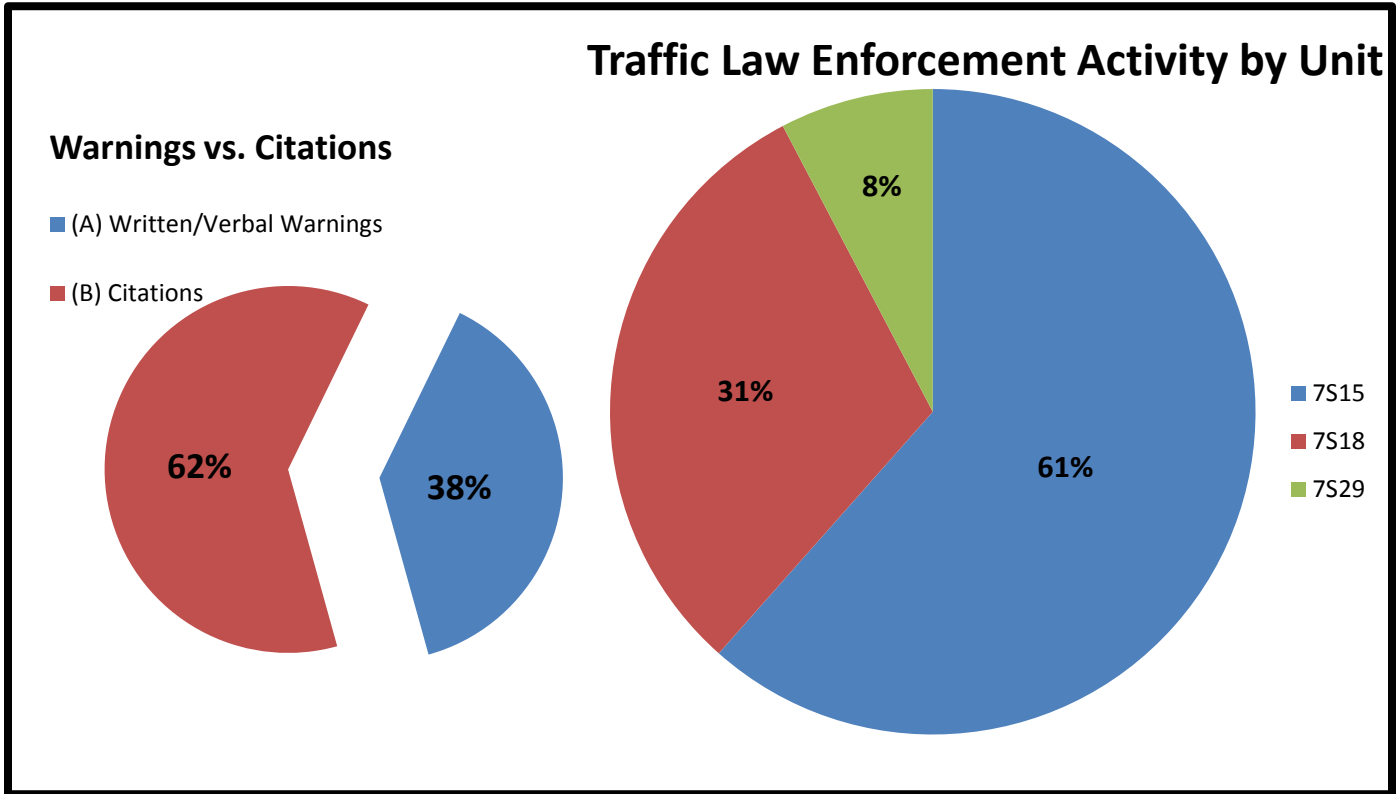
*	Warnings vs. Citations	7S15	7S18	7S29	TOT	AVER	%
(A)	Written/Verbal Warnings	3	1	1	5	1.7	38%
(B)	Citations	5	3	0	8	2.7	62%
(C)	<i>Totals</i>	8	4	1	13	4.3	100%

R. Sources of Calls for Service Monthly Total:

0753

*	Sources of Calls for Service	7S15	7S18	7S29	TOT	AVER	%
(A)	On View	66	2	0	68	22.7	9%
(B)	Dispatched	6	8	5	19	6.3	3%
(C)	Self-Initiated	298	151	217	666	222.0	88%
(D)	<i>Totals</i>	370	161	222	753	251.0	100%

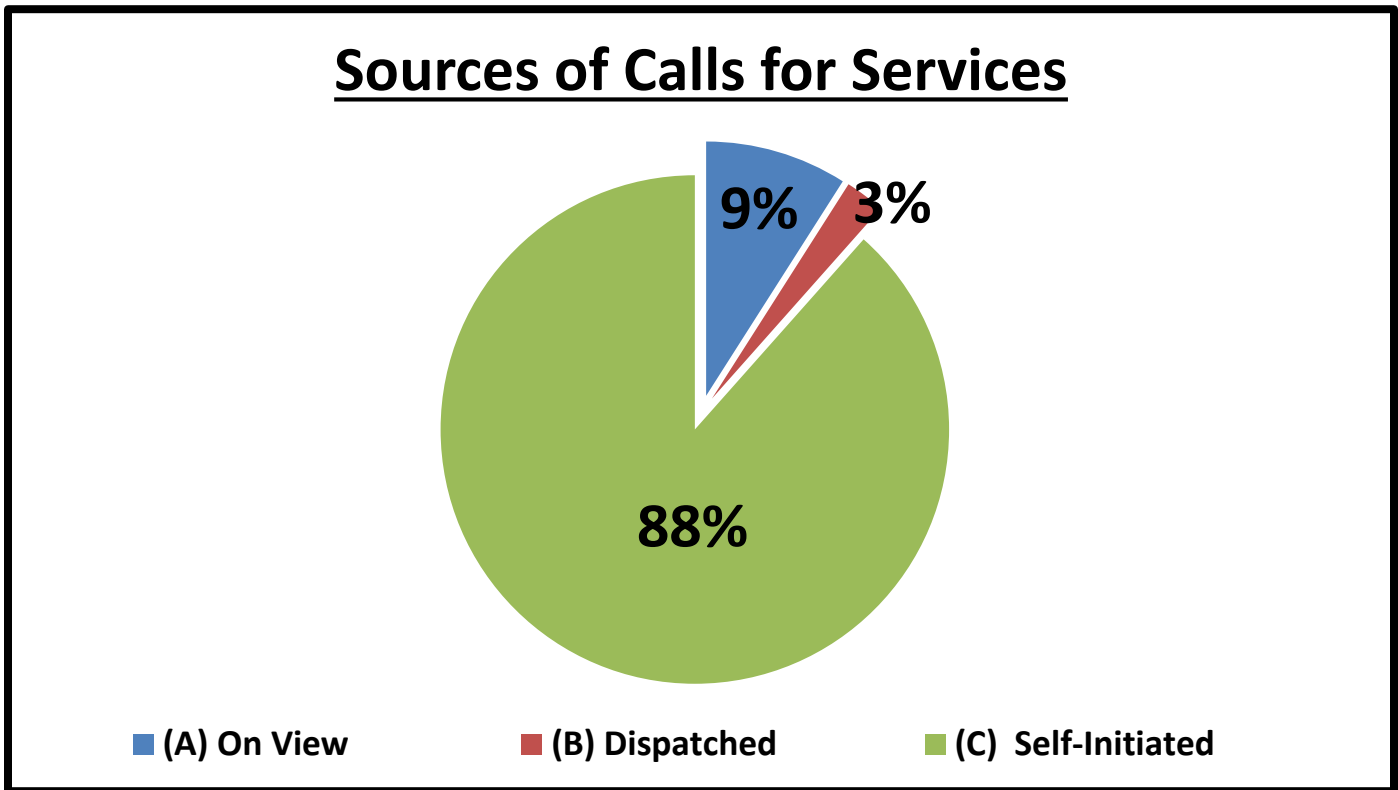
S. Sources of Calls for Service Percentages:



T. Sources of Calls for Service Percentages:

*	Sources of Calls for Service	7S15	7S18	7S29		TOT	AVER
(A)	On View	18%	1%	0%		9%	0.0
(B)	Dispatched	2%	5%	2%		3%	0.0
(C)	Self-Initiated	81%	94%	98%		88%	0.3
(D)	Totals	100%	100%	100%		100%	0.3

U. Sources of Calls for Service Percentages:



V. Free Reserve Personnel Time Utilized in Contract Monthly Total: 000

*	Free Reserve Personnel Time	7S15	7S18	7S29		TOT	AVER	%	7S15	7S18	7S29
(A)	Totals	0	0	0		0	0.0	#DIV/0!	#####	#DIV/0!	#DIV/0!

W. Monthly Productivity Analysis Report (M.P.A.R.) - Executive Summary:

*	Units	7S15	7S18	7S29		TOT	AVER
1	Patrol Activity	373	163	222		758	252.7
2	Security Checks	293	70	109		472	157.3
3	C.I.T. Interactions	0	0	0		0	0.0
4	Offense/Incident Reports	3	2	0		5	1.7
*	<i>Total Service Calls</i>	669	235	331		1235	411.7
1	Criminal Arrests	0	1	0		1	0.3
2	Citations Issued	5	3	0		8	2.7
3	Written & Verbal Warnings	3	1	1		5	1.7
*	<i>Enforcement Service Calls</i>	8	5	1		14	4.7
*	<i>Total Hours</i>	160	160	160		480	160.0
1	Sick Time Used	0	0	0		0	0.0
2	Vacation Time Used	8	0	0		8	2.7
3	Training Time Used	0	0	0		0	0.0
4	Compensatory Time Used	0	0	0		0	0.0
*	<i>Hours Actually Worked</i>	152	160	160		472	157.3
*	<i>Unit Productivity Ratio</i>	4.5	1.5	2.1		2.6	2.6

X. Mileage Total:

3013

*	Mileage	7S15	7S18	7S29		TOT	AVER	%
(A)	<i>Totals</i>	802	972	1239		3013	1004.3	399%

Y. Patrol Alert Submission Report:

*	Received				Subject
24x	Date	Time	Code	Location	
A.	Apr 19	1001 hours	WBPA – ID436	7718 Claridge	Extra patrol requested at the location to deter any criminal activity and loitering in the area.

Z. Incident Summaries:

01.	APRIL 01, 2017	0800 HOURS	BURGLARY OF VEHICLE		DEPUTY W. NOWLIN III	
	DAYSHIFT:	11800 GLADEWOOD	WB	“M”	HPD:	0406418-17
	On April 01, 2017 a Saturday , at approximately 0834 hours, while on patrol in the “West Bellfort” Contract, I, Deputy I, W. Nowlin III with the Harris County Constables Department of Precinct 7 was dispatched to burglary of motor vehicle. Upon my arrival, Deputy met with the complainant and gather information in reference to the theft. A report was generated. The patrol activity type is “PAT=T”.					

02.	APRIL 15, 2017	1800 HOURS	INFORMATION REPORT	DEPUTY D. PITTS		
	EVENINGSHIFT:	7800 WEST BELLFORT	WB	“N/A”	HC:	17-0060088
<p>On April 15, 2017, on Saturday 1815 hours, while on patrol in the “West Bellfort” Contract, I, Deputy I, Deputy D. Pitts (riding unit 87S15) with the Harris County Constables Department of Precinct 7 was dispatch to 7800 block of West Bellfort in regards to a suspicious person burning a mop on front porch. Deputy Pitts spoke with the complainant who advised they observed small juvenile running away. Complainant was unable to provide any description on possible suspect. A report was generated. The patrol activity type is “PAT=D”.</p>						

03.	APRIL 20, 2017	0800 HOURS	WARRANT ARREST	DEPUTY W. NOWLIN III		
	DAYSHIFT:	11100 FONDREN RD	WB	“M”	HC:	17-0062621
<p>On April 20, 2017 a Thursday, at approximately 0844 hours, while on patrol in the “West Bellfort” Contract, I, Deputy I, W. Nowlin III with the Harris County Constables Department of Precinct 7 conducted a traffic stop on a suspect vehicle for minor traffic violation. During the course of the traffic stop, individual was found to be a fugitive from justice. The individual was transported and released to Harris County Jail. A report was generated for this incident. The patrol activity type is “PAT=E”.</p>						

04.	APRIL 24, 2017	1800 HOURS	CRIMINAL MISCHIEF	DEPUTY D. PITTS		
	EVENINGSHIFT:	PORTAL/KITTY BROO	WB	“M”	HC:	17-0065360
<p>On April 24, 2017 a Monday, at approximately 1839 hours, while on patrol in the “West Bellfort” Contract, I, Deputy D. Pitts (riding unit 87S15) with the Harris County Constables Department of Precinct was dispatched to Portal Drive/Kitty Brook Drive in regards to criminal mischief to the sidewalk. Deputy Pitts conducted took pictures of the marking and removed it from the sidewalk. A report was generated. The patrol activity type is “PAT=S”.</p>						

05.	APRIL 25, 2017	1500 HOURS	CRIMINAL MISCHIEF	DEPUTY D. PITTS		
	EVENINGSHIFT:	11000 BRAES FOREST	WB	“M”	HC:	17-0067941
<p>On April 25, 2017 a Tuesday, at approximately 1536 hours, while on patrol in the “West Bellfort” Contract, I, Deputy D. Pitts (riding unit 87S15) with the Harris County Constables Department of Precinct was dispatched Braes Forest in reference to juveniles throwing rocks at a residence. The juveniles broke a window. Complainant declined to complete report or press charges. A report was generated. The patrol activity type is “PAT=S/Q”.</p>						

AA. Hotspot Report:

See Appendix A1 for Hotspot Report:

Please note: 87s15 = Deputy W. Nowlin, 87s18 = Deputy D. Pitts and 87s29 = Deputy N. Anton.

Sergeant Jon Meek

Sergeant Jon Meek
 Neighborhood Patrol Division, First Line Supervisor
 Harris County Constable’s Office of Precinct 713-643-6602