



**MAY WALKER**, CONSTABLE  
PRECINCT SEVEN  
HARRIS COUNTY, TEXAS

MAIN OFFICE  
5300 Griggs Road  
Houston, Texas 77021  
PHONE (713) 643-6602  
FAX (713) 643-3401

**Date: August 14, 2020**

From: Sergeant Odell Haynes  
Contract Sergeant, Field Operations  
Harris County Constable's Office of Precinct "7"

To: Midtown Management District  
Public Safety Committee & Midtown Management Board of Directors

Subject: July Monthly Productivity Analysis Report  
Enclosure: **MPAR – July 2020**  
Distribution: Executive Command Staff & Board of Directors & Management Company

The purpose of this "**Monthly Productivity Analysis Report**" (M.P.A.R.) is to provide the executive command staff with the appropriate data to analyze the productivity of assigned personnel and their shifts' activities to allow for the validation of individual and divisional performance evaluations. With regard to the specific contents of the report, there are 18 distinctive component parts of this report. These components are enumerated below:

- |  |   |
|--|---|
| 01. Patrol Activity Details                | 10. Traffic Enforcement Report                |
| 02. Patrol Activity Analytical Summary     | 11. Trends & Percentages of Traffic           |
| 03. Patrol Activity Percentages & Trends   | 12. Citation & Warning Issuance Review        |
| 04. Security Checks Report                 | 13. Call for Service Report ( <i>C.F.S.</i> ) |
| 05. Security Checks Percentages & Trends   | 14. Trends & Percentages for <i>C.F.S.</i>    |
| 06. Crisis Intervention Disposition Report | 15. Overtime Report (service at no Cost)      |
| 07. Offense/Incident Generation Report     | 16. Reserve Deputy Use (at no Cost)           |
| 08. Criminal Arrest Types Report           | 17. Incident Summarization                    |
| 09. Warrant Execution Report               | 18. Hotspot Report Data Review                |

A cursory analysis of the statistical data from this report should be demonstrative of the quality of performance of this agency in realizing the contractual obligations and the overall achievement of the goals and objectives of this Agency and the Contract Division.

**1765** total miles were driven, and the shift responded to **498** total service calls and conducted **000** crash investigations. The shift issued **00** traffic citations, made **02** arrests and handled **006** enforcement service-related calls.

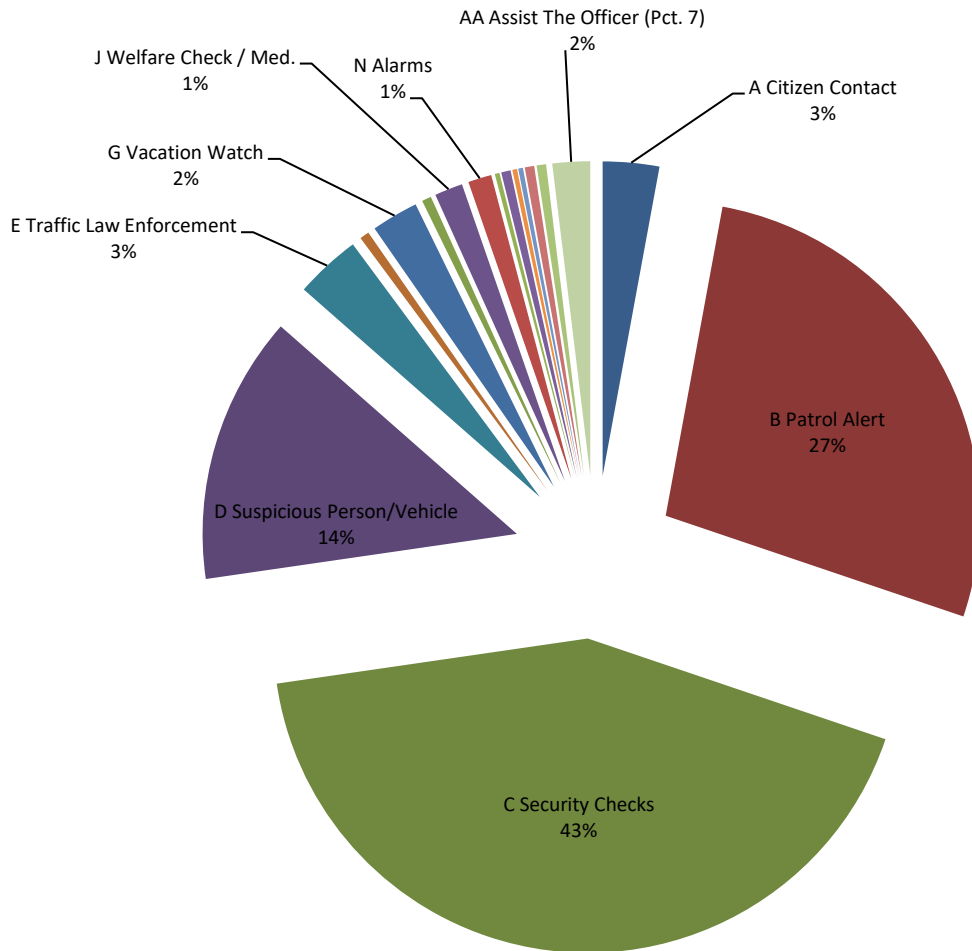
# A. Patrol Activity Monthly Total:

**0414**

*	Patrol Activity Types	87S12	7S14	7S24	7S34	TOT	AVER	%
A	Citizen Contact	0	3	6	3	12	2.4	3%
B	Patrol Alert	6	37	0	70	113	22.6	27%
C	Security Checks	31	58	80	7	176	35.2	43%
D	Suspicious Person/Vehicle	9	29	11	8	57	11.4	14%
E	Traffic Law Enforcement	0	0	11	3	14	2.8	3%
F	Offense/Incident Reports	0	0	2	0	2	0.4	0%
G	Vacation Watch	0	4	0	6	10	2.0	2%
H	Open Door / Window	0	0	0	0	0	0.0	0%
I	Assist Contract Citizen	0	1	0	1	2	0.4	0%
J	Welfare Check / Med.	0	0	5	1	6	1.2	1%
K	Traffic Initiative	0	0	0	0	0	0.0	0%
L	Traffic Hazard	0	0	0	0	0	0.0	0%
M	Animal Humane	0	0	0	0	0	0.0	0%
N	Alarms	1	0	1	3	5	1.0	1%
O	Mental Cases (171)	1	0	0	0	1	0.2	0%
P	Disturbance	0	0	2	0	2	0.4	0%
Q	Criminal Investigation	0	0	0	0	0	0.0	0%
R	Follow-up Investigation	0	0	1	0	1	0.2	0%
S	Criminal Mischief	0	1	0	0	1	0.2	0%
T	Burglary Residence/Vehicle	1	1	0	0	2	0.4	0%
U	Theft / Theft of Business	0	0	0	2	2	0.4	0%
V	Citizen Assaulted	0	0	0	0	0	0.0	0%
W	Robbery of an Individual	0	0	0	0	0	0.0	0%
X	Trespass Warning	0	0	0	0	0	0.0	0%
Y	Major/Minor Crash	0	0	0	0	0	0.0	0%
Z	Child Custody Disputes	0	0	0	0	0	0.0	0%
AA	Assist The Officer (Pct. 7)	0	3	3	2	8	1.6	2%
BB	Runaway Missing Persons	0	0	0	0	0	0.0	0%
CC	Assisted LEA	0	0	0	0	0	0.0	0%
DD	Solicitors	0	0	0	0	0	0.0	0%
EE	Meeting/Event/Ct.	0	0	0	0	0	0.0	0%
0								
*	<b>MONTH TOTALS</b>	<b>49</b>	<b>137</b>	<b>122</b>	<b>106</b>	<b>414</b>	<b>82.8</b>	<b>100%</b>

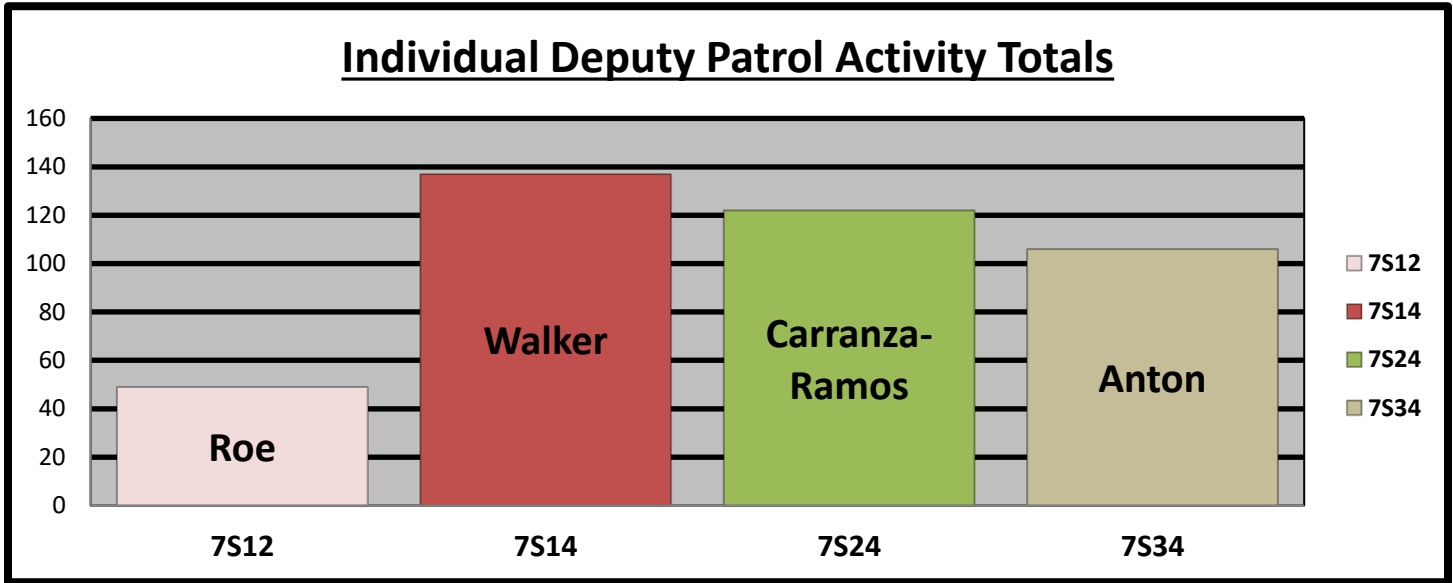
# A1. Patrol Activity Percentage:

## Percentage of Patrol Activity



- |                               |                              |                                  |                                |
|-------------------------------|------------------------------|----------------------------------|--------------------------------|
| ■ A Citizen Contact           | ■ B Patrol Alert             | ■ C Security Checks              | ■ D Suspicious Person/Vehicle  |
| ■ E Traffic Law Enforcement   | ■ F Offense/Incident Reports | ■ G Vacation Watch               | ■ H Open Door / Window         |
| ■ I Assist Contract Citizen   | ■ J Welfare Check / Med.     | ■ K Traffic Initiative           | ■ L Traffic Hazard             |
| ■ M Animal Humane             | ■ N Alarms                   | ■ O Mental Cases (171)           | ■ P Disturbance                |
| ■ Q Criminal Investigation    | ■ R Follow-up Investigation  | ■ S Criminal Mischief            | ■ T Burglary Residence/Vehicle |
| ■ U Theft / Theft of Business | ■ V Citizen Assaulted        | ■ W Robbery of an Individual     | ■ X Trespass Warning           |
| ■ Y Major/Minor Crash         | ■ Z Child Custody Disputes   | ■ AA Assist The Officer (Pct. 7) | ■ BB Runaway Missing Persons   |
| ■ CC Assisted LEA             | ■ DD Solicitors              | ■ EE Meeting/Event/Ct.           |                                |

**B. Patrol Activity by Midtown Management District Personnel:**

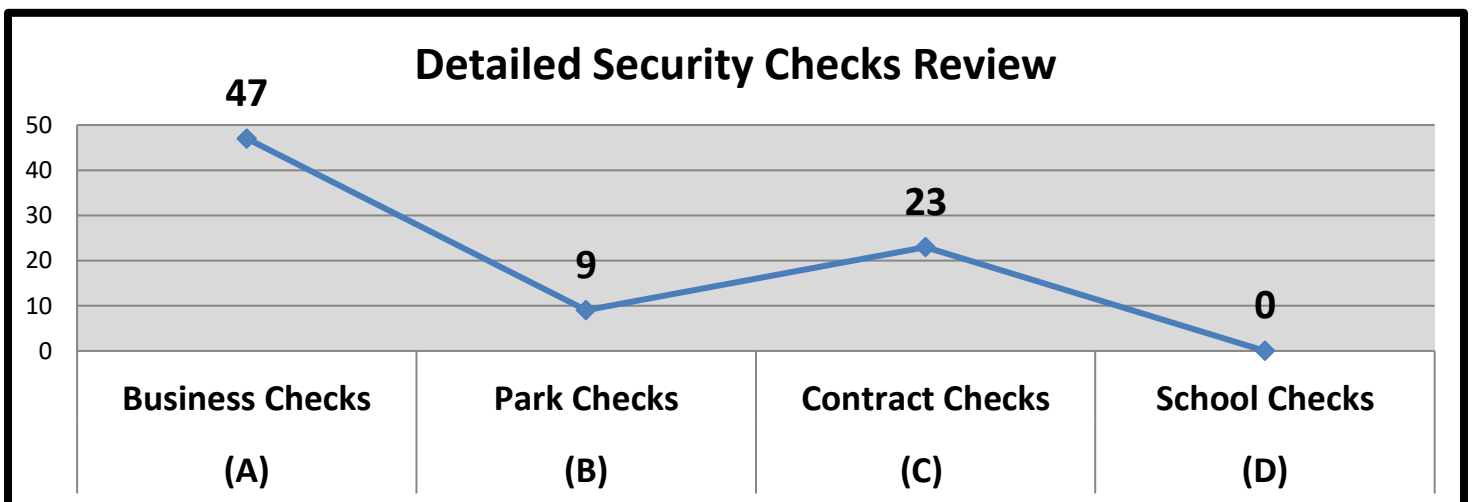


**C. Security Checks Monthly Total:**

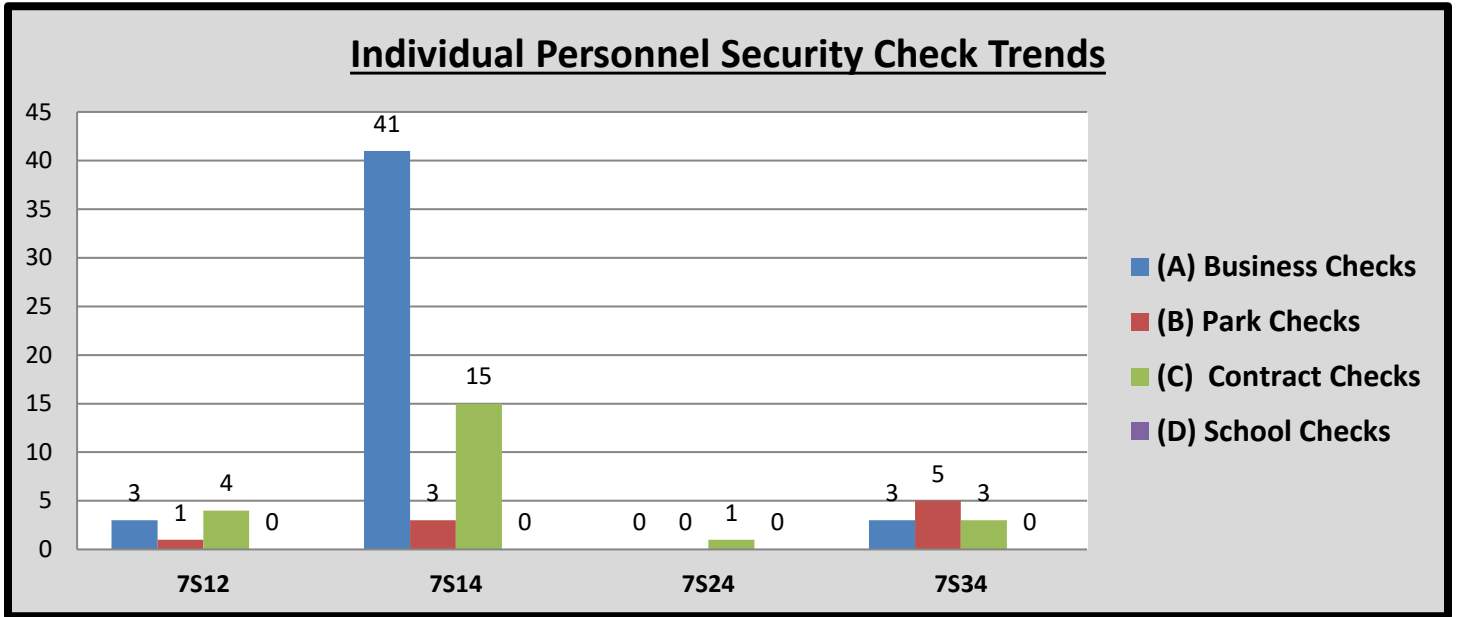
**079**

*	Security Checks	7S12	7S14	7S24	7S34	TOT	AVER	%
(A)	Business Checks	3	41	0	3	47	9.4	59%
(B)	Park Checks	1	3	0	5	9	1.8	11%
(C)	Contract Checks	4	15	1	3	23	4.6	29%
(D)	School Checks	0	0	0	0	0	0.0	0%
(E)	<i>Totals</i>	8	59	1	11	79	15.8	100%

**D. Detailed Security Checks Monthly:**



### E. Individual Personnel Security Check Trends:



### F. CIT/MHO Dispositions Monthly Total:

**001**

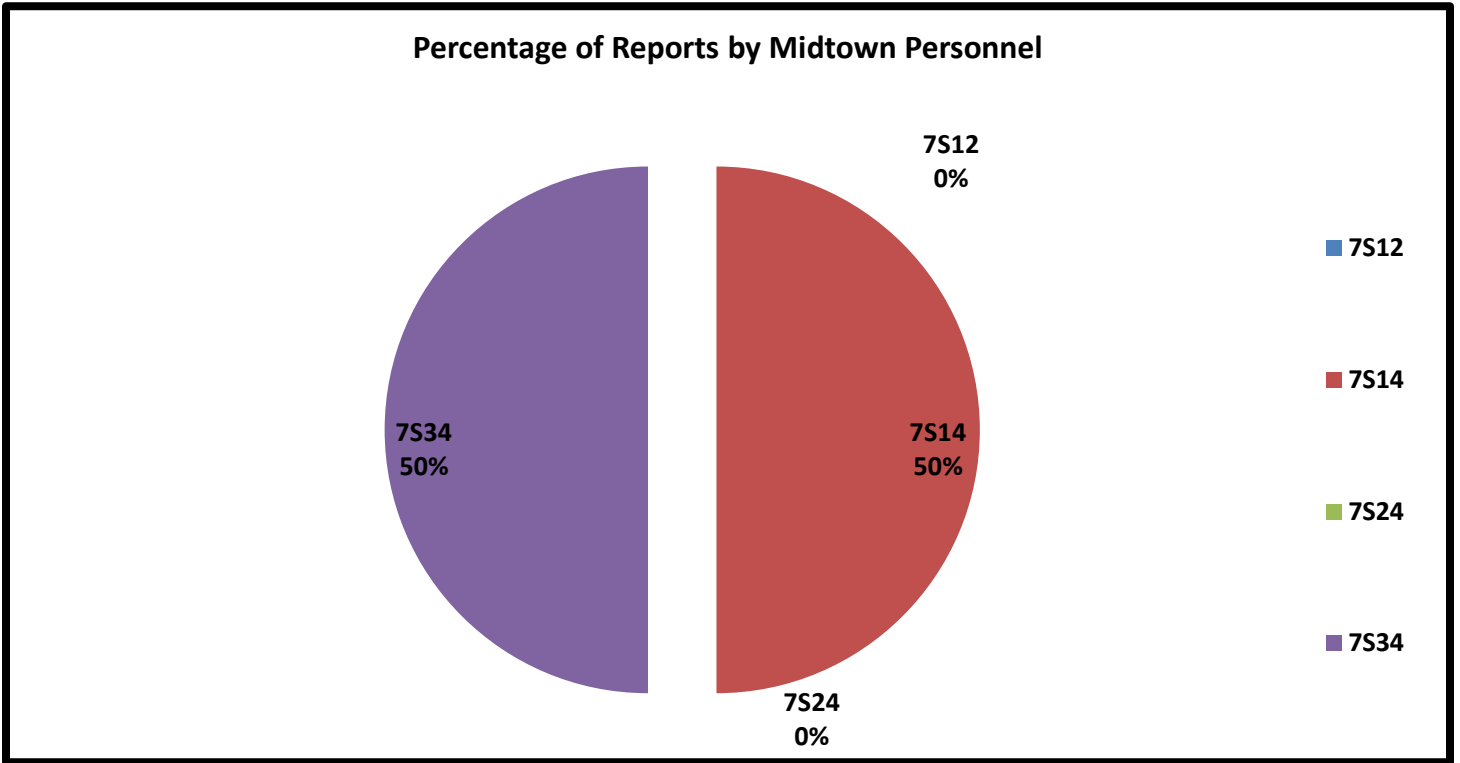
*	<i>C.I.T. Dispositions</i>	87S12	7S14	7S24	7S34	TOT	AVER	%
(A)	CIT/MHO Outside Referral	0	0	0	0	0	0.0	0%
(B)	CIT/MHO Transport	0	0	0	0	0	0.0	0%
(C)	CIT/MHO CIT Contact	0	0	0	0	0	0.0	0%
(D)	CIT/MHO Arrest	0	1	0	0	1	0.2	100%
(E)	<i>Totals</i>	0	1	0	0	1	0.2	100%

### G. Offense/Incident Reports Monthly Total:

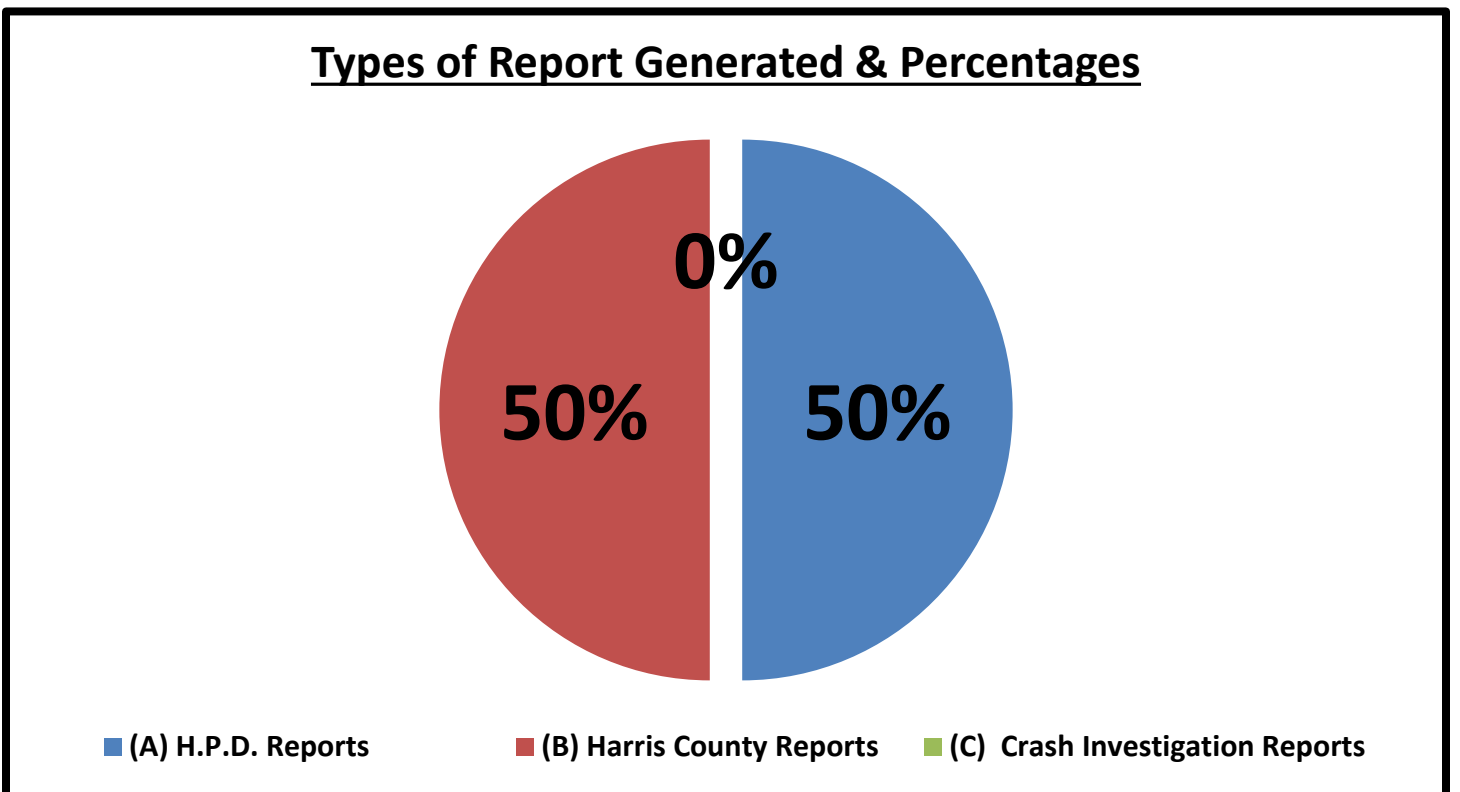
**004**

*	<i>Offense/Incident Reports</i>	87S12	7S14	7S24	7S34	TOT	AVER	%
(A)	H.P.D. Reports	0	0	0	2	2	0.4	50%
(B)	Harris County Reports	0	2	0	0	2	0.4	50%
(C)	Crash Investigation Reports	0	0	0	0	0	0.0	0%
(D)	<i>Totals</i>	0	2	0	2	4	0.8	100%

## H. Report Generation Percentages:



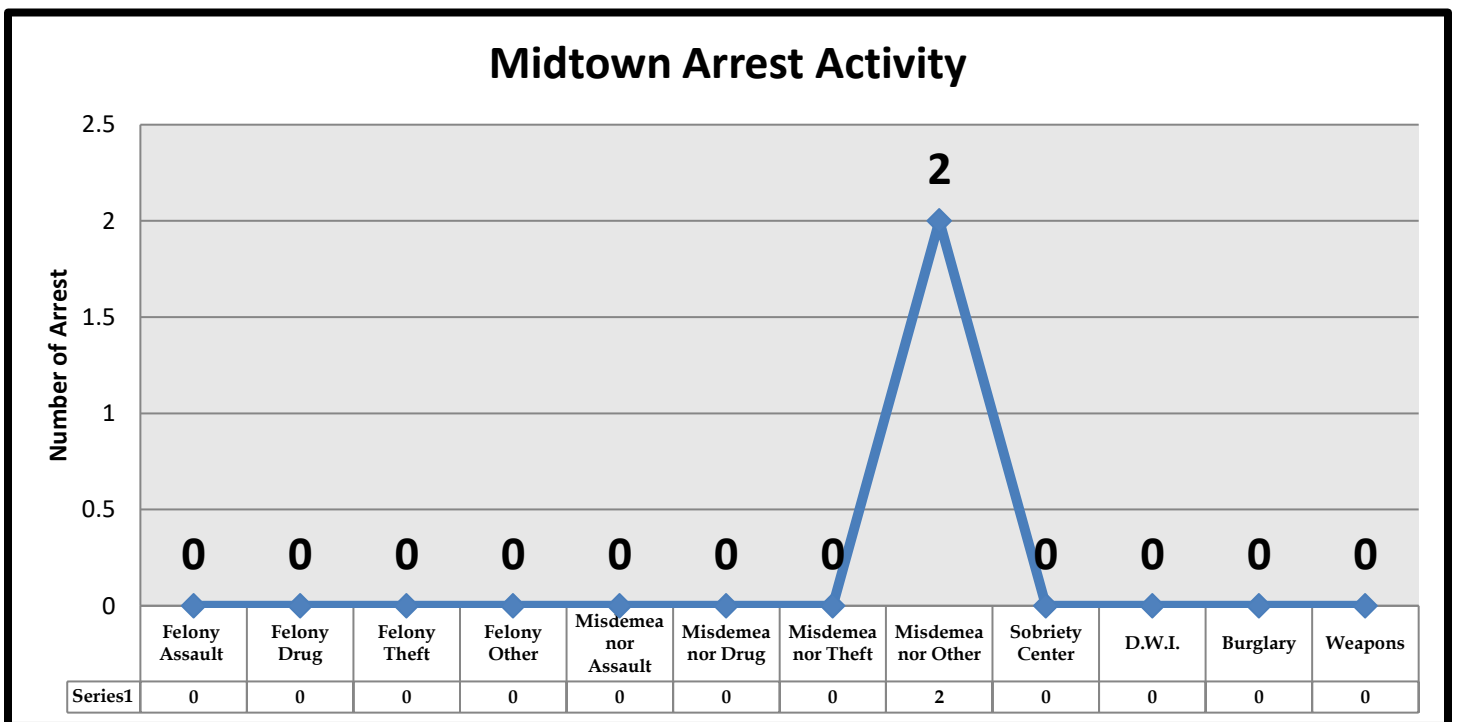
## I. Percentages:



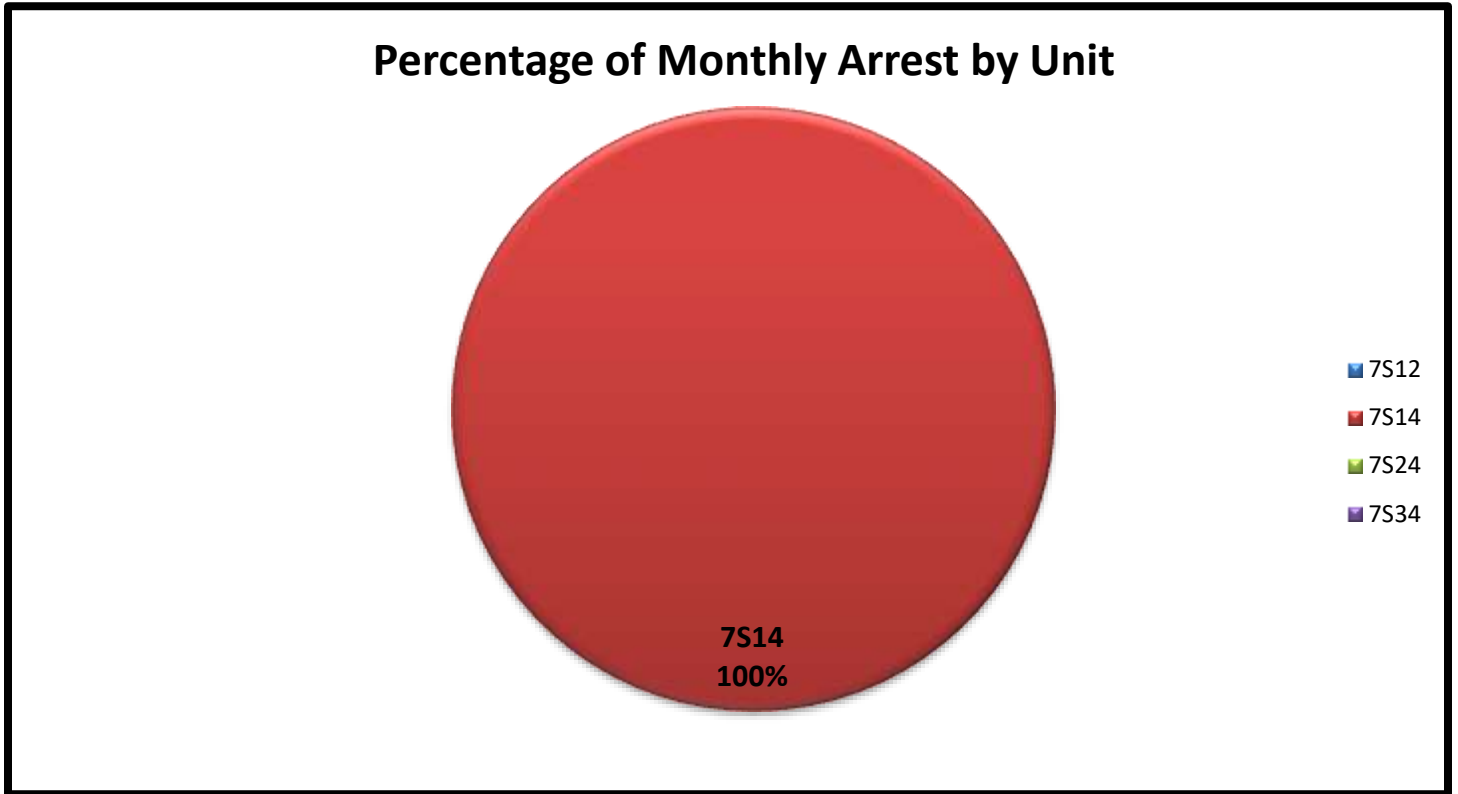
**J. Types of Criminal Arrests Monthly Total:**

*	Types of Criminal Arrests	87S12	7S14	7S24	7S34	TOT	AVER	%
A	Felony Assault	0	0	0	0	0	0.0	0%
B	Felony Drug	0	0	0	0	0	0.0	0%
C	Felony Theft	0	0	0	0	0	0.0	0%
D	Felony Other	0	0	0	0	0	0.0	0%
E	Misdemeanor Assault	0	0	0	0	0	0.0	0%
F	Misdemeanor Drug	0	0	0	0	0	0.0	0%
G	Misdemeanor Theft	0	0	0	0	0	0.0	0%
H	Misdemeanor Other	0	2	0	0	2	0.4	100%
I	Sobriety Center	0	0	0	0	0	0.0	0%
J	D.W.I.	0	0	0	0	0	0.0	0%
K	Burglary	0	0	0	0	0	0.0	0%
L	Weapons	0	0	0	0	0	0.0	0%
M	<i>Totals</i>	0	2	0	0	2	0.4	100%

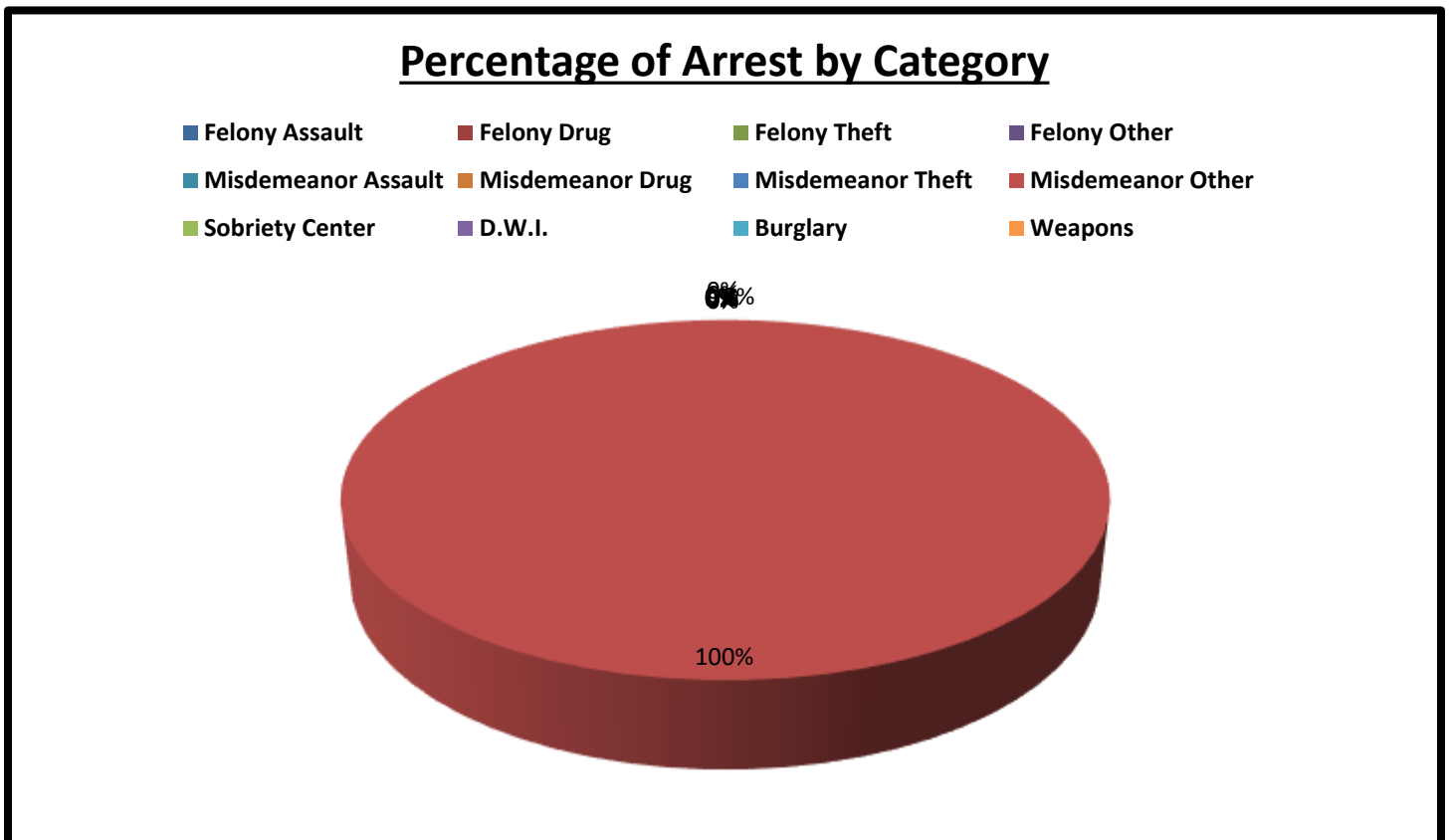
**K. Types of Criminal Arrests Monthly Total:**



## L. Types of Criminal Arrests Monthly Total:



## M. Types of Criminal Arrests Monthly Total:





## N. Executed Warrant Monthly Total:

**001**

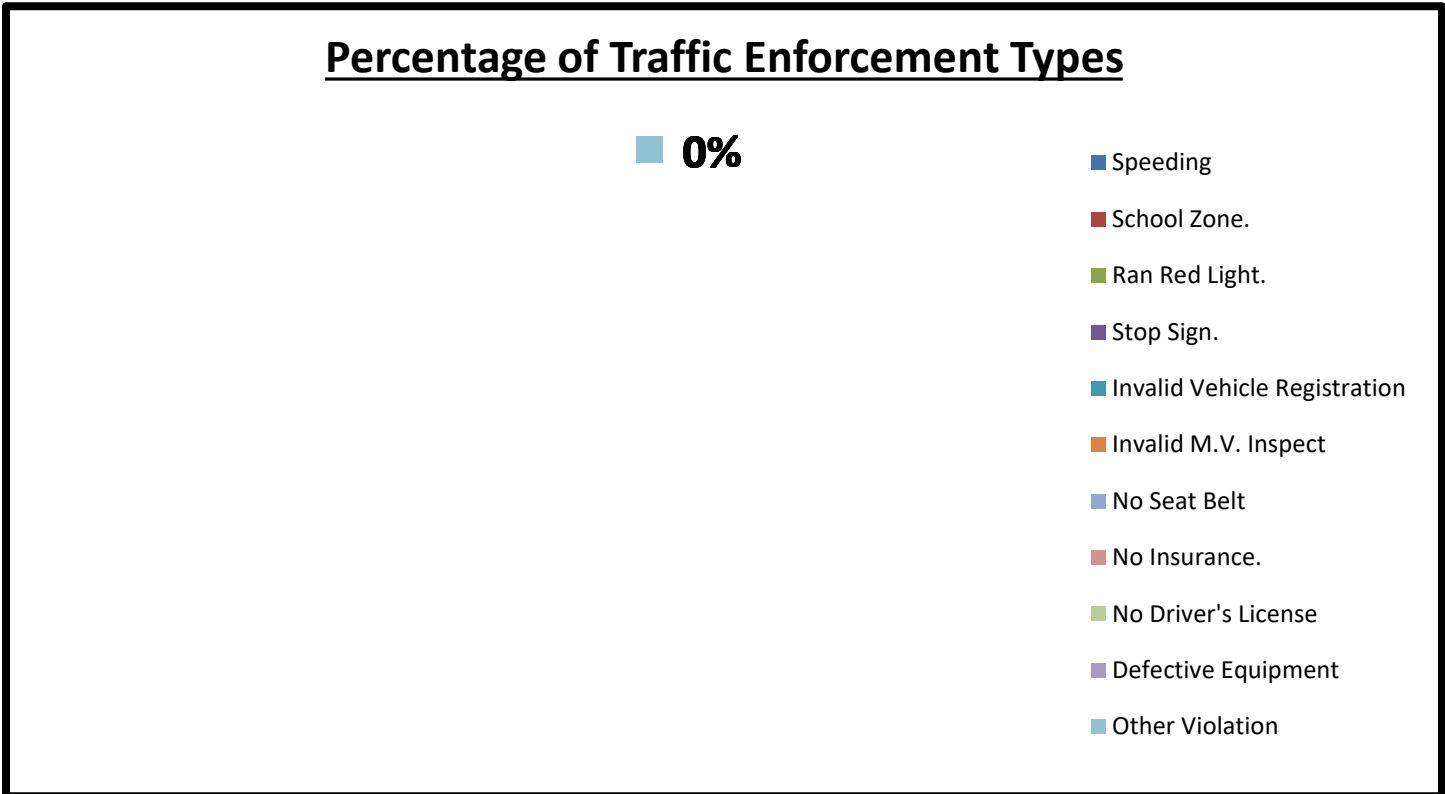
*	Executed Warrants	87S12	7S14	7S24	7S34	TOT	AVER	%
(A)	Felony Warrants	0	0	0	0	0	0.0	0%
(B)	Misdemeanor Warrants	0	1	0	0	1	0.2	100%
(C)	Totals	0	1	0	0	1	0.2	100%

## O. Traffic Law Enforcement Total:

**004**

*	Traffic Enforcement	7S12	7S14	7S24	7S34	TOT	AVER	%
A	Speeding	0	0	0	0	0	0.0	#DIV/0!
B	School Zone.	0	0	0	0	0	0.0	#DIV/0!
C	Ran Red Light.	0	0	0	0	0	0.0	#DIV/0!
D	Stop Sign.	0	0	0	0	0	0.0	#DIV/0!
E	Invalid Vehicle Registration	0	0	0	0	0	0.0	#DIV/0!
F	Invalid M.V. Inspect	0	0	0	0	0	0.0	#DIV/0!
G	No Seat Belt	0	0	0	0	0	0.0	#DIV/0!
H	No Insurance.	0	0	0	0	0	0.0	#DIV/0!
I	No Driver's License	0	0	0	0	0	0.0	#DIV/0!
J	Defective Equipment	0	0	0	0	0	0.0	#DIV/0!
K	Other Violation	0	0	0	0	0	0.0	#DIV/0!
L	Written Warnings	0	0	0	0	0	0.0	0%
M	Verbal Warning	1	0	0	3	4	0.8	100%
N	Citation	0	0	0	0	0	0.0	0%
O	Total Violations	1	0	0	3	4	0.8	100%

**P. Traffic Law Enforcement Total:**



**Q. Citations vs. Warnings Monthly Total:**

**004**

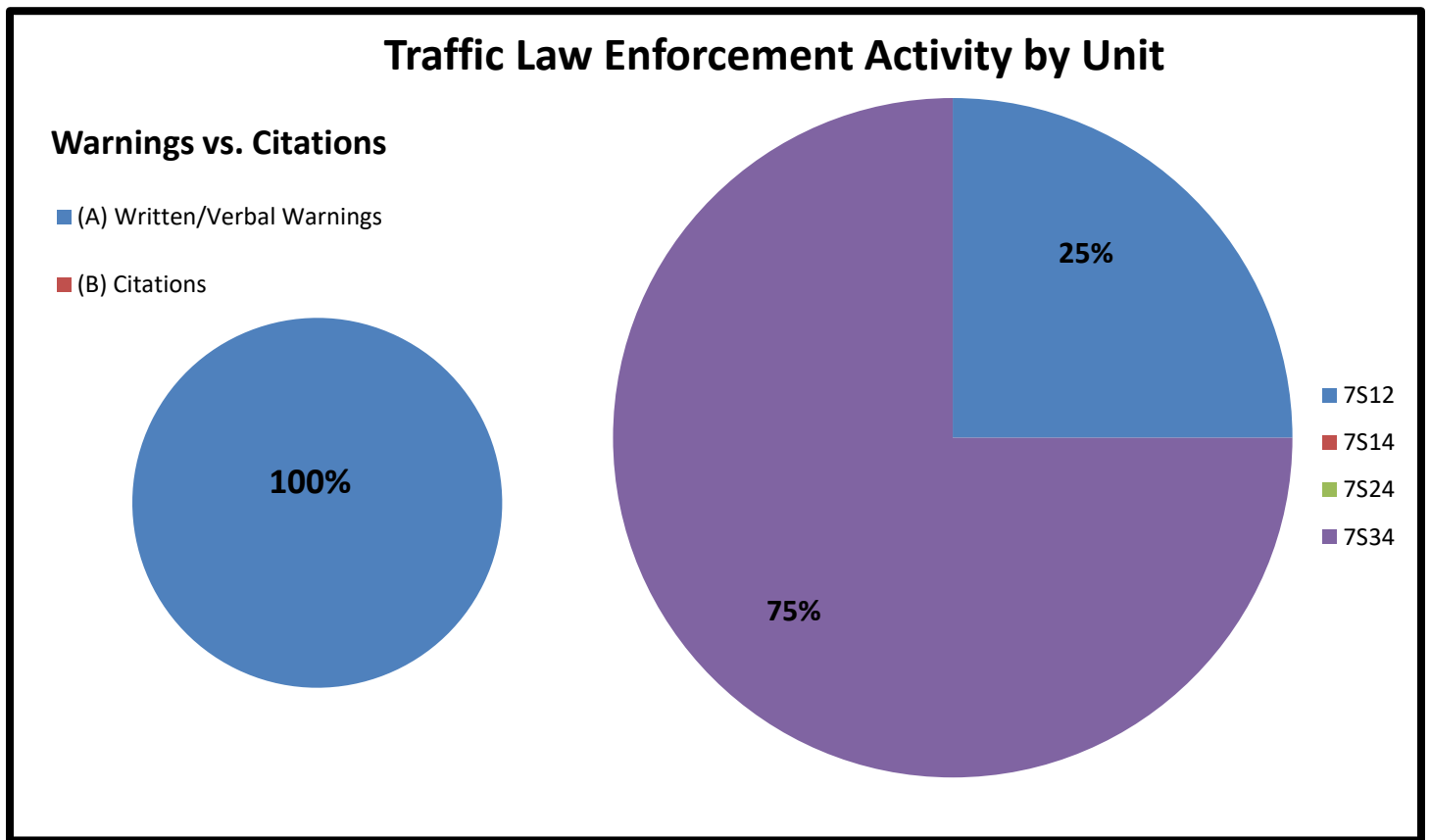
*	Warnings vs. Citations	7S12	7S14	7S24	7S34	TOT	AVER	%
(A)	Written/Verbal Warnings	1	0	0	3	4	0.8	100%
(B)	Citations	0	0	0	0	0	0.0	0%
(C)	<i>Totals</i>	1	0	0	3	4	0.8	100%

**R. Sources of Calls for Service Monthly Total:**

**0415**

Sources of Calls for Service	7S12	7S14	7S24	7S34	TOT	AVER	%
On View	0	2	0	0	2	0.4	0%
Dispatched	1	22	1	10	34	6.8	8%
Self-Initiated	48	113	121	97	379	75.8	91%
<i>Totals</i>	49	137	122	107	415	83.0	100%

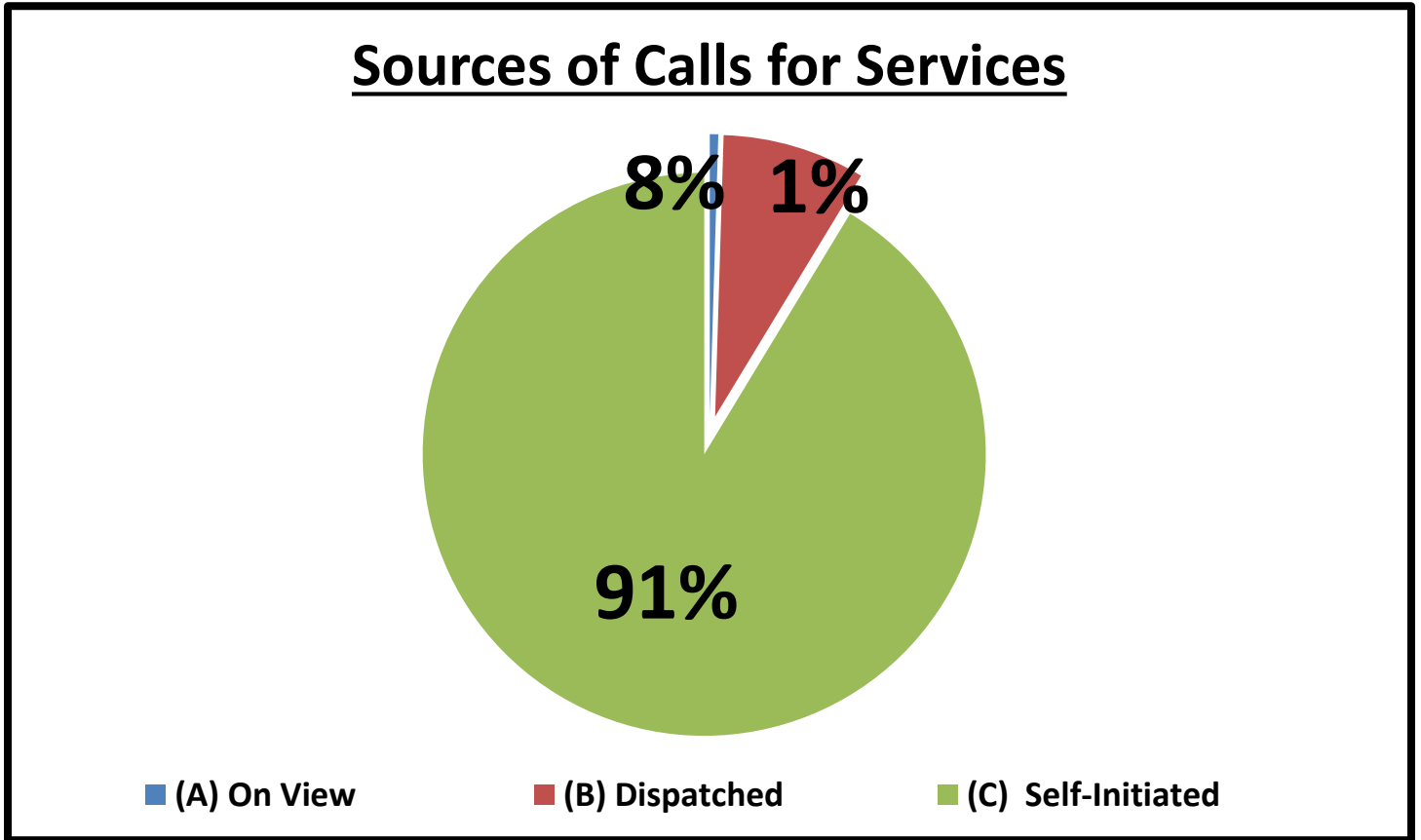
## S. Traffic Law Enforcement Activity Percentages:



## T. Sources of Calls for Service Percentages:

*	Sources of Calls for Service	87S12	7S14	7S24	7S34	TOT
(A)	On View	0%	1%	0%	0%	0%
(B)	Dispatched	2%	16%	1%	9%	8%
(C)	Self-Initiated	98%	82%	99%	91%	91%
(D)	<i>Totals</i>	100%	100%	100%	100%	100%

**U. Sources of Calls for Service Percentages:**



**V. Free Reserve Personnel Time Utilized in Contract Monthly Total: 000**

*	Free Reserve Personnel Time	87S12	7S14	7S24	7S34		TOT	AVER	%
(A)	Totals	0	0	0	0		0	0.0	#DIV/0!

**W. Mileage Total: 1765**

*	Mileage	87S12	7S14	7S24	7S34		TOT	AVER	%
(A)	Totals	109	736	250	670		1765	353.0	426%

## X. Incident Summaries:

01.	<b>JULY 3, 2020</b>	<b>0400 HOURS</b>	<b>BURGLARY OF BUSINESS</b>		<b>DEPUTY N. ANTON</b>	
	<b>NIGHTSHIFT:</b>	<b>300 GRAY ST</b>	<b>MIDTOWN</b>	<b>"F"</b>	<b>HC:</b>	<b>0872841-20</b>
<p>On July 3, 2020, a <b>Friday</b>, at approximately 04:13 hours, while on patrol in the "Midtown Contract", Deputy N. Anton was performing routine patrol and law enforcement services when I (Deputy N. Anton) was flagged down on a Burglary of a Business that had already occurred. I investigated the event and generated a HPD offense report. The patrol activity type is <b>PAT=T</b>.</p>						
02.	<b>JULY 4, 2020</b>	<b>0300 HOURS</b>	<b>THEFT</b>		<b>DEPUTY N. ANTON</b>	
	<b>NIGHTSHIFT:</b>	<b>300 GRAY ST</b>	<b>MIDTOWN</b>	<b>"F"</b>	<b>HC:</b>	<b>0877849-20</b>
<p>On July 4, 2020, a <b>Saturday</b>, at approximately 03:55 hours, while on patrol in the "Midtown Contract", Deputy N. Anton was performing routine patrol and law enforcement services when I (Deputy N. Anton) was dispatched to a report of a Theft that had already occurred. I investigated the event and generated a HPD offense report. The patrol activity type is <b>PAT=U</b>.</p>						
03.	<b>JULY 5, 2020</b>	<b>0900 HOURS</b>	<b>WARRANT SERVICE</b>		<b>DEPUTY B. WALKER</b>	
	<b>DAYSHIFT:</b>	<b>2100 FANNIN ST</b>	<b>MIDTOWN</b>	<b>"M"</b>	<b>HC:</b>	<b>2007-00032</b>
<p>On Sunday, July 5, 2020, at approximately 0905 hours, Deputy B. Walker and Deputy J. Maldonado were on patrol in the "Midtown Management Contract District," when Deputies observed two individuals loitering at the convenience store located at, 2100 block of Fannin Street. Deputies detained the individuals, and one of the subject had an outstanding arrest warrant. Deputies then confirmed warrant and arrested the individual on the warrant and transported him to the JPC for processing. Deputy Maldonado then completed an offense report. The patrol activity type is <b>"PAT=X"</b>.</p>						
04.	<b>JULY 17, 2020</b>	<b>0900 HOURS</b>	<b>PUBLIC LEWDNESS</b>		<b>DEPUTY B. WALKER</b>	
	<b>DAYSHIFT:</b>	<b>2400 FANNIN ST</b>	<b>MIDTOWN</b>	<b>"M"</b>	<b>HC:</b>	<b>2007-00111</b>
<p>On Friday, July 17, 2020, at approximately 0925 hours, Deputy B. Walker and Deputy T. Roe were on patrol in the "Midtown Management Contract District," when we observed a suspect performing an oral sexual activity in a public place, on a subject. Deputies detained both parties and contacted ADA's office, who accepted the public lewdness charges. Deputies then transported both parties to the JPC where they were refused because they were non-violent and they were, also not felony suspects due to the COVID-19 pandemic. The patrol activity type is <b>"PAT=Q"</b>.</p>						

## Sergeant Odell Haynes

Sergeant Odell Haynes  
 Contract Sergeant, Field Operations  
 Harris County Constable's Office of Precinct "7"  
 713-643-6602 OR 832-788-1013