



MAY WALKER, CONSTABLE
PRECINCT SEVEN
HARRIS COUNTY, TEXAS

MAIN OFFICE
5300 Griggs Road
Houston, Texas 77021
PHONE (713) 643-6602
FAX (713) 643-3401

Date: October 7, 2017

From: Captain Holland D. Jones, JD., PhD.
Toll Road Division Supervisor & Departmental Training Coordinator
Harris County Constable's Office of Precinct "7"

To: Midtown Management District
Public Safety Committee & Midtown Management Board of Directors

Subject: September Monthly Productivity Analysis Report
Enclosure: **MPAR – September 2017**
Distribution: Executive Command Staff & Board of Directors & Management Company

The purpose of this "**Monthly Productivity Analysis Report**" (M.P.A.R.) is to provide the executive command staff with the appropriate data to analyze the productivity of assigned personnel and their shifts' activities to allow for the validation of individual and divisional performance evaluations. With regard to the specific contents of the report, there are 18 distinctive component parts of this report. These components are enumerated below:

- | | |
|--|---|
| 01. Patrol Activity Details | 10. Traffic Enforcement Report |
| 02. Patrol Activity Analytical Summary | 11. Trends & Percentages of Traffic |
| 03. Patrol Activity Percentages & Trends | 12. Citation & Warning Issuance Review |
| 04. Security Checks Report | 13. Call for Service Report (<i>C.F.S.</i>) |
| 05. Security Checks Percentages & Trends | 14. Trends & Percentages for <i>C.F.S.</i> |
| 06. Crisis Intervention Disposition Report | 15. Overtime Report (service at no Cost) |
| 07. Offense/Incident Generation Report | 16. Reserve Deputy Use (at no Cost) |
| 08. Criminal Arrest Types Report | 17. Incident Summarization |
| 09. Warrant Execution Report | 18. Hotspot Report Data Review |

A cursory analysis of the statistical data from this report should be demonstrative of the quality of performance of this agency in realizing the contractual obligations and the overall achievement of the goals and objectives of this Agency and the Contract Division.

1578 total miles were driven and the shift responded to **0857** total service calls and conducted **0000** crash investigations. The shift issued **003** traffic citations, made **08** arrests and handled **0012** enforcement service related calls. The average productivity ratio for this month for this shift is **1.2**.

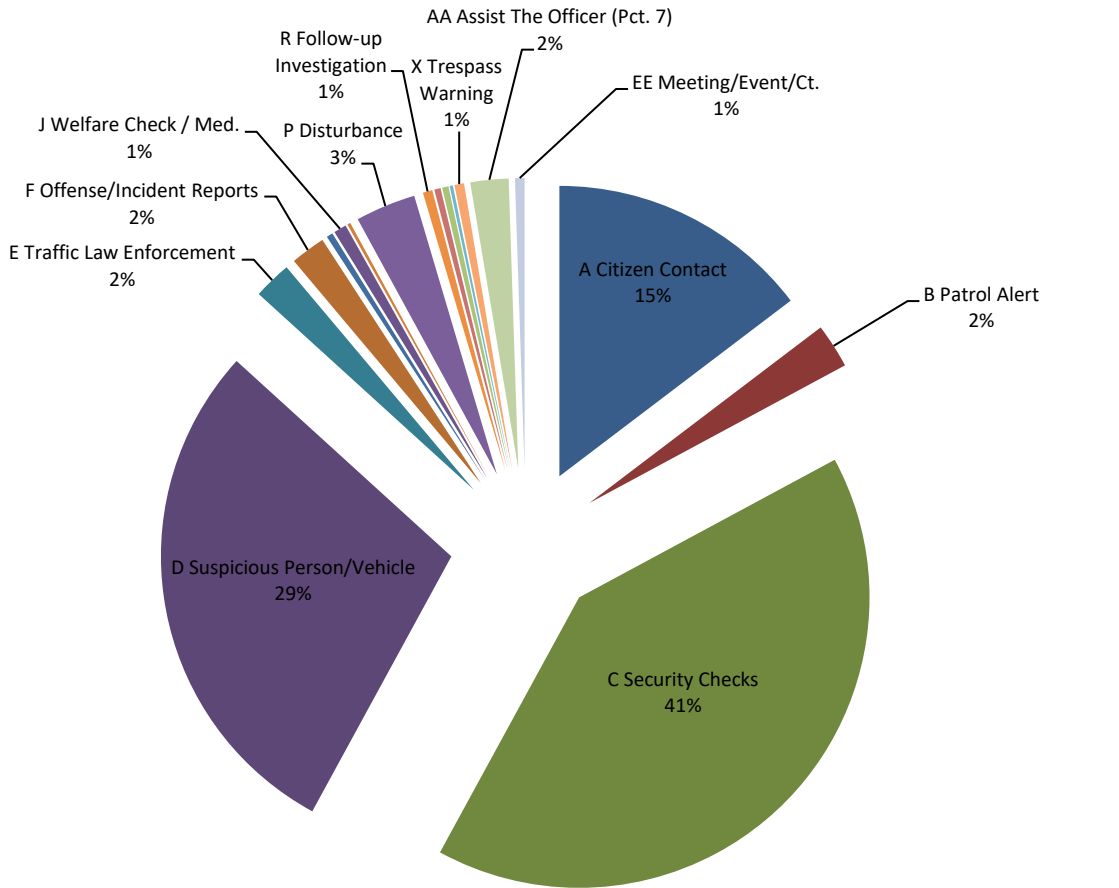
A. Patrol Activity Monthly Total:

0566

*	Patrol Activity Types	87S12	7S14	7S24	7S27	7S34	TOT	AVER	%
A	Citizen Contact	0	0	34	40	9	83	16.6	15%
B	Patrol Alert	0	0	0	14	0	14	2.8	2%
C	Security Checks	70	0	20	47	94	231	46.2	41%
D	Suspicious Person/Vehicle	21	0	38	81	23	163	32.6	29%
E	Traffic Law Enforcement	0	0	4	2	6	12	2.4	2%
F	Offense/Incident Reports	3	0	2	3	3	11	2.2	2%
G	Vacation Watch	0	0	0	2	0	2	0.4	0%
H	Open Door / Window	0	0	0	0	0	0	0.0	0%
I	Assist Contract Citizen	0	0	0	0	0	0	0.0	0%
J	Welfare Check / Med.	0	0	1	2	1	4	0.8	1%
K	Traffic Initiative	0	0	0	0	0	0	0.0	0%
L	Traffic Hazard	1	0	0	0	0	1	0.2	0%
M	Animal Humane	0	0	0	0	0	0	0.0	0%
N	Alarms	0	0	0	0	0	0	0.0	0%
O	Mental Cases (171)	0	0	0	0	0	0	0.0	0%
P	Disturbance	0	0	4	5	10	19	3.8	3%
Q	Criminal Investigation	0	0	0	0	0	0	0.0	0%
R	Follow-up Investigation	1	0	2	0	0	3	0.6	1%
S	Criminal Mischief	0	0	0	0	0	0	0.0	0%
T	Burglary Residence/Vehicle	1	0	0	1	0	2	0.4	0%
U	Theft / Theft of Business	0	0	0	1	1	2	0.4	0%
V	Citizen Assaulted	0	0	0	0	0	0	0.0	0%
W	Robbery of an Individual	0	0	0	1	0	1	0.2	0%
X	Trespass Warning	0	0	0	3	0	3	0.6	1%
Y	Major/Minor Crash	0	0	0	0	0	0	0.0	0%
Z	Child Custody Disputes	0	0	0	0	0	0	0.0	0%
AA	Assist The Officer (Pct. 7)	0	0	5	6	1	12	2.4	2%
BB	Runaway Missing Persons	0	0	0	0	0	0	0.0	0%
CC	Assisted LEA	0	0	0	0	0	0	0.0	0%
DD	Solicitors	0	0	0	0	0	0	0.0	0%
EE	Meeting/Event/Ct.	0	0	1	2	0	3	0.6	1%
*	MONTH TOTALS	97	0	111	210	148	566	113.2	100%

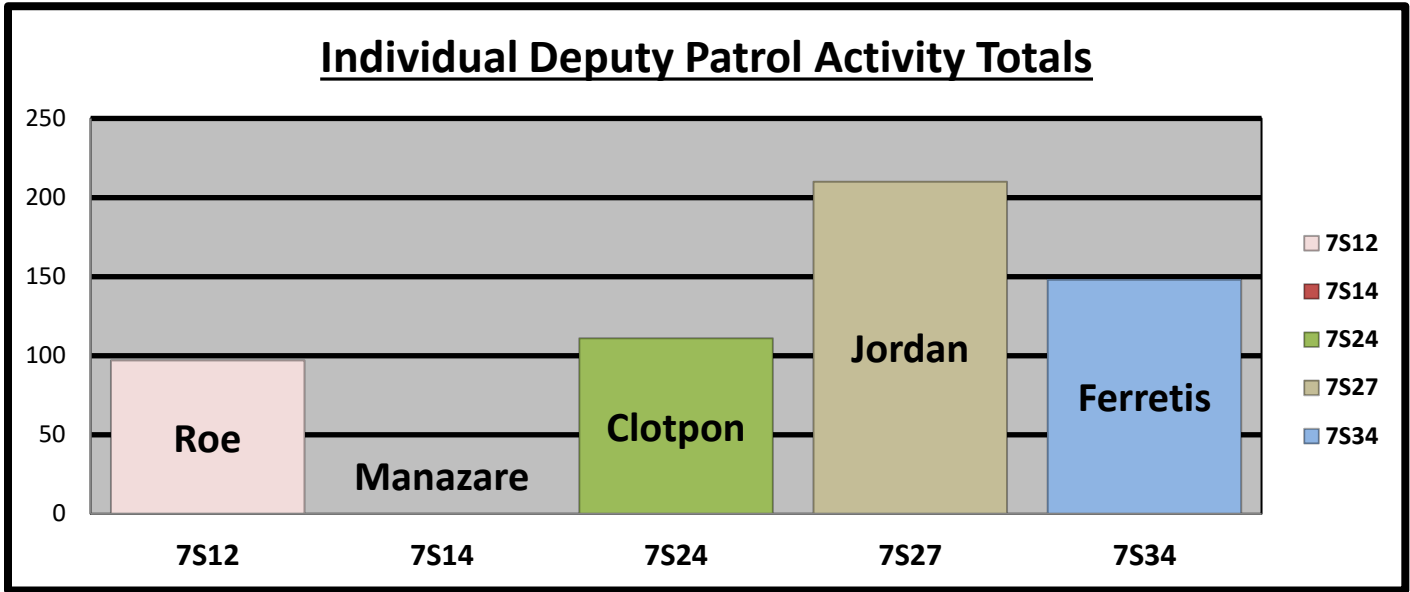
A1. Patrol Activity Percentage:

Percentage of Patrol Activity



- A Citizen Contact
- B Patrol Alert
- C Security Checks
- D Suspicious Person/Vehicle
- E Traffic Law Enforcement
- F Offense/Incident Reports
- G Vacation Watch
- H Open Door / Window
- I Assist Contract Citizen
- J Welfare Check / Med.
- K Traffic Initiative
- L Traffic Hazard
- M Animal Humane
- N Alarms
- O Mental Cases (171)
- P Disturbance
- Q Criminal Investigation
- R Follow-up Investigation
- S Criminal Mischief
- T Burglary Residence/Vehicle
- U Theft / Theft of Business
- V Citizen Assaulted
- W Robbery of an Individual
- X Trespass Warning
- Y Major/Minor Crash
- Z Child Custody Disputes
- AA Assist The Officer (Pct. 7)
- BB Runaway Missing Persons
- CC Assisted LEA
- DD Solicitors
- EE Meeting/Event/Ct.

B. Patrol Activity by Midtown Management District Personnel:

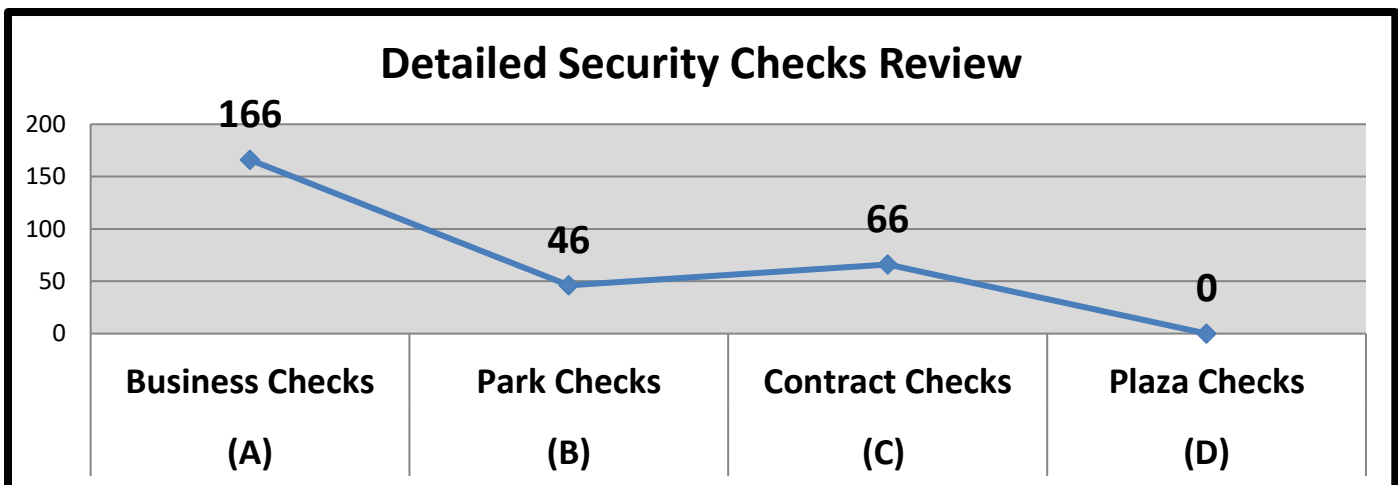


C. Security Checks Monthly Total:

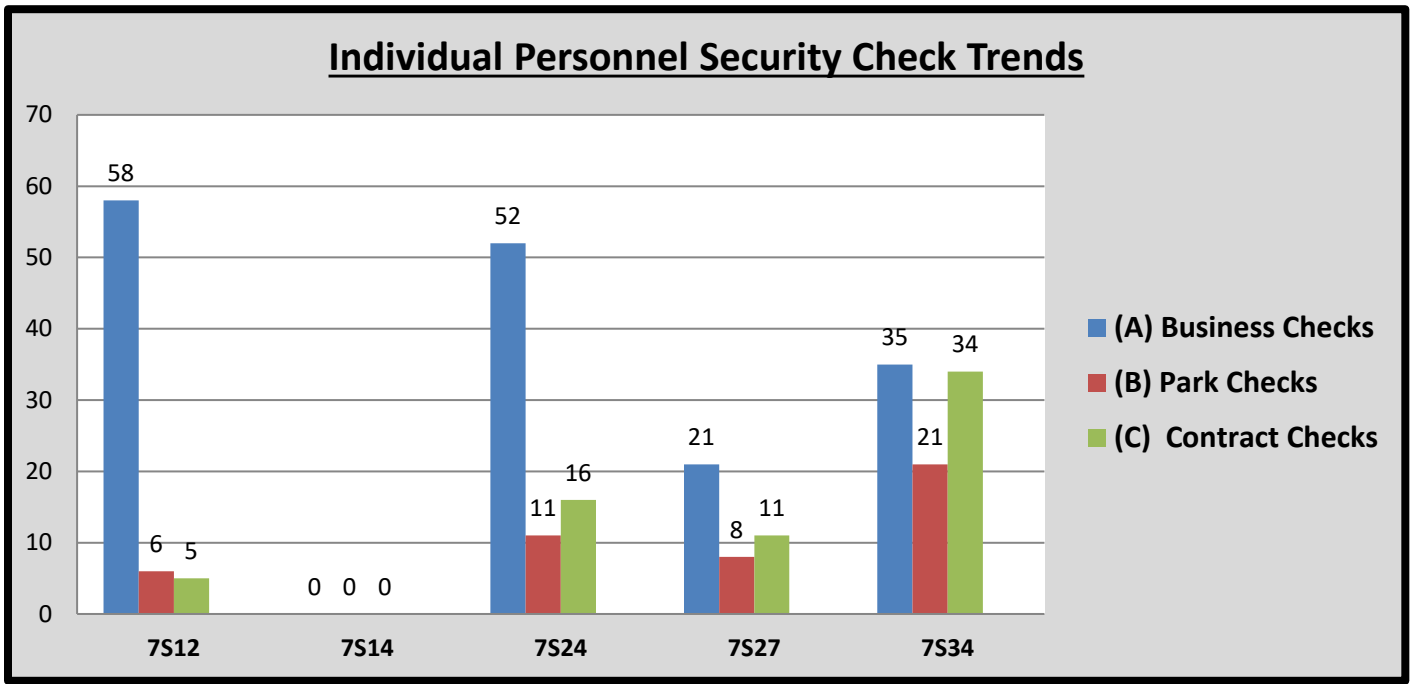
0278

*	Security Checks	87S12	7S14	7S24	7S27	7S34	TOT	AVER	%
(A)	Business Checks	58	0	52	21	35	166	33.2	60%
(B)	Park Checks	6	0	11	8	21	46	9.2	17%
(C)	Contract Checks	5	0	16	11	34	66	13.2	24%
(D)	School Checks	0	0	0	0	0	0	0.0	0%
(E)	Totals	69	0	79	40	90	278	55.6	100%

D. Detailed Security Checks Monthly:



E. Individual Personnel Security Check Trends:



F. CIT/MHO Dispositions Monthly Total:

002

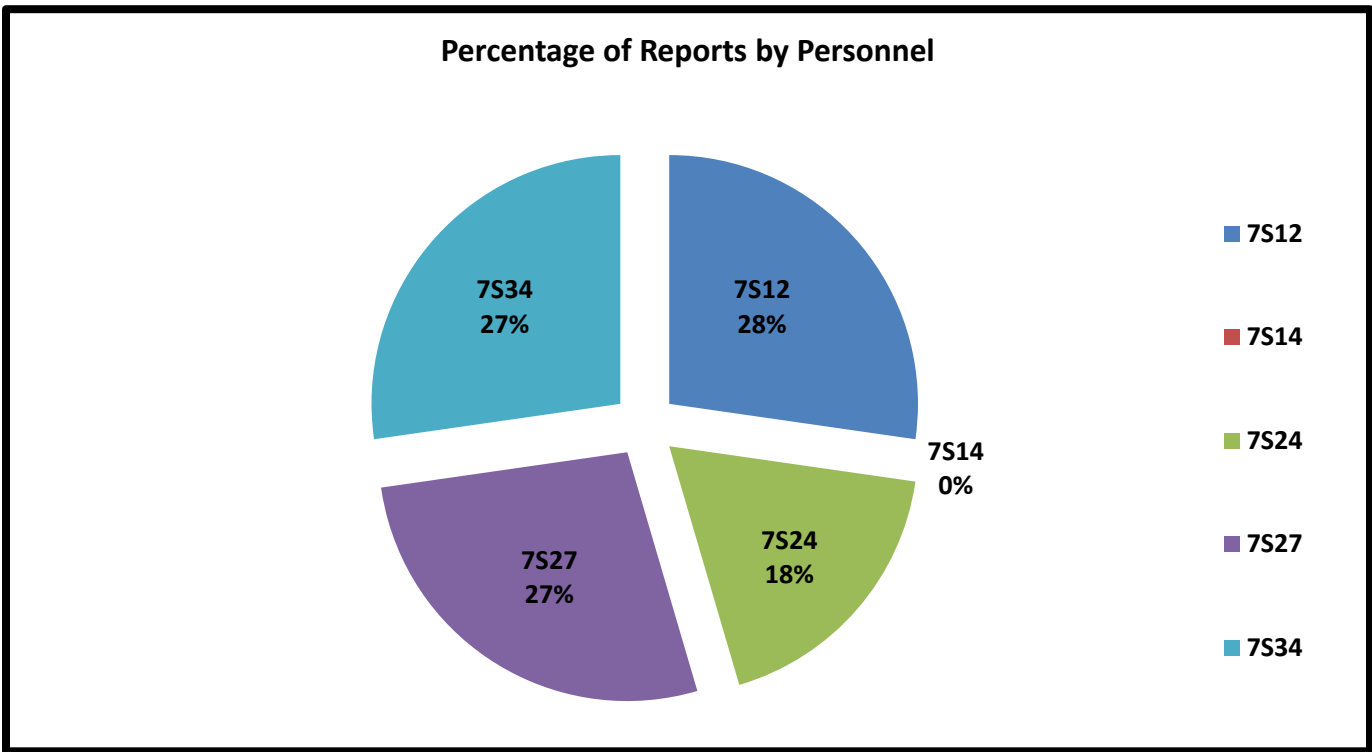
*	<i>C.I.T. Dispositions</i>	87S12	7S14	7S24	7S27	7S34	TOT	AVER	%
(A)	CIT/MHO Outside Referral	0	0	0	0	0	0	0.0	0%
(B)	CIT/MHO Transport	0	0	0	0	0	0	0.0	0%
(C)	CIT/MHO CIT Contact	0	0	0	0	0	0	0.0	0%
(D)	CIT/MHO Arrest	1	0	0	0	1	2	0.4	100%
(E)	<i>Totals</i>	1	0	0	0	1	2	0.4	100%

G. Offense/Incident Reports Monthly Total:

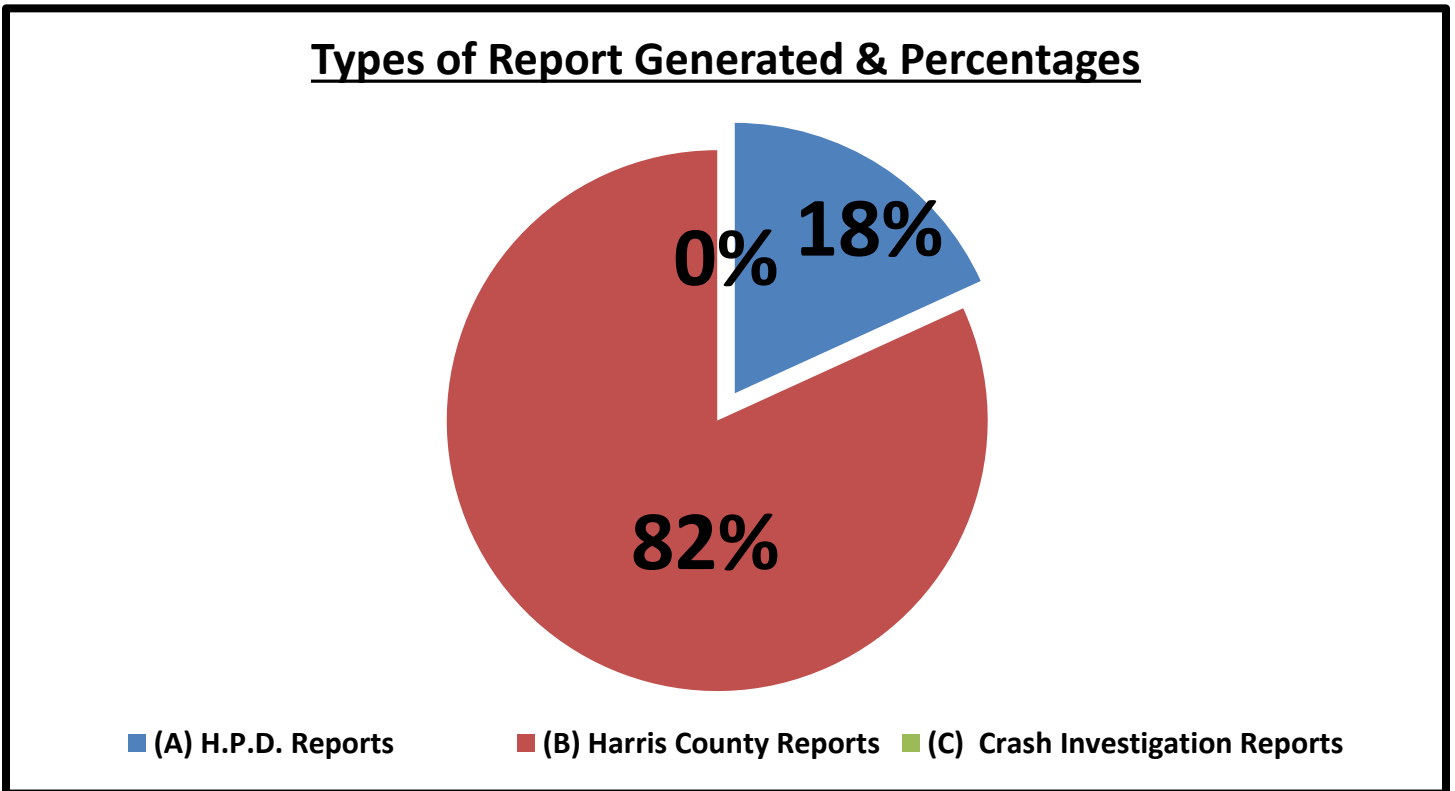
011

*	<i>Offense/Incident Reports</i>	87S12	7S14	7S24	7S27	7S34	TOT	AVER	%
(A)	H.P.D. Reports	0	0	0	2	0	2	0.4	18%
(B)	Harris County Reports	3	0	2	1	3	9	1.8	82%
(C)	Crash Investigation Reports	0	0	0	0	0	0	0.0	0%
(D)	<i>Totals</i>	3	0	2	3	3	11	2.2	100%

H. Report Generation Percentages:



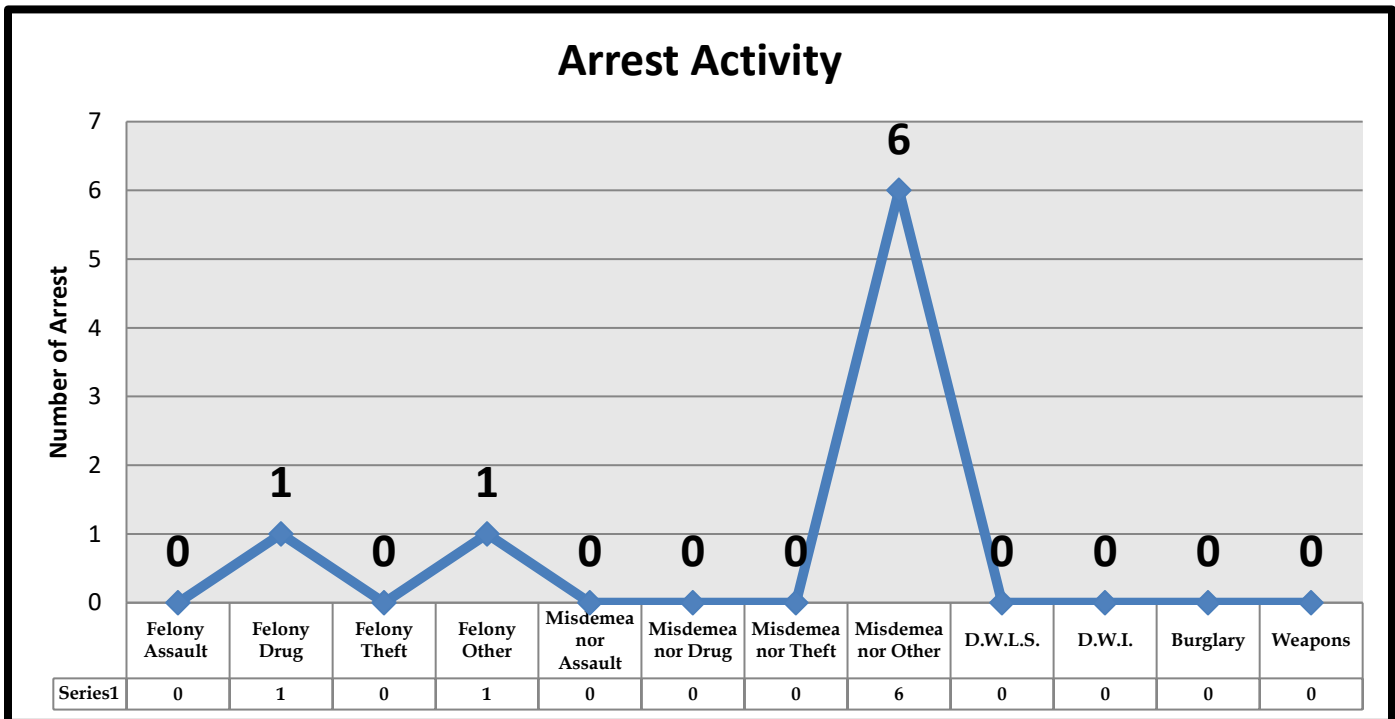
I. Percentages:



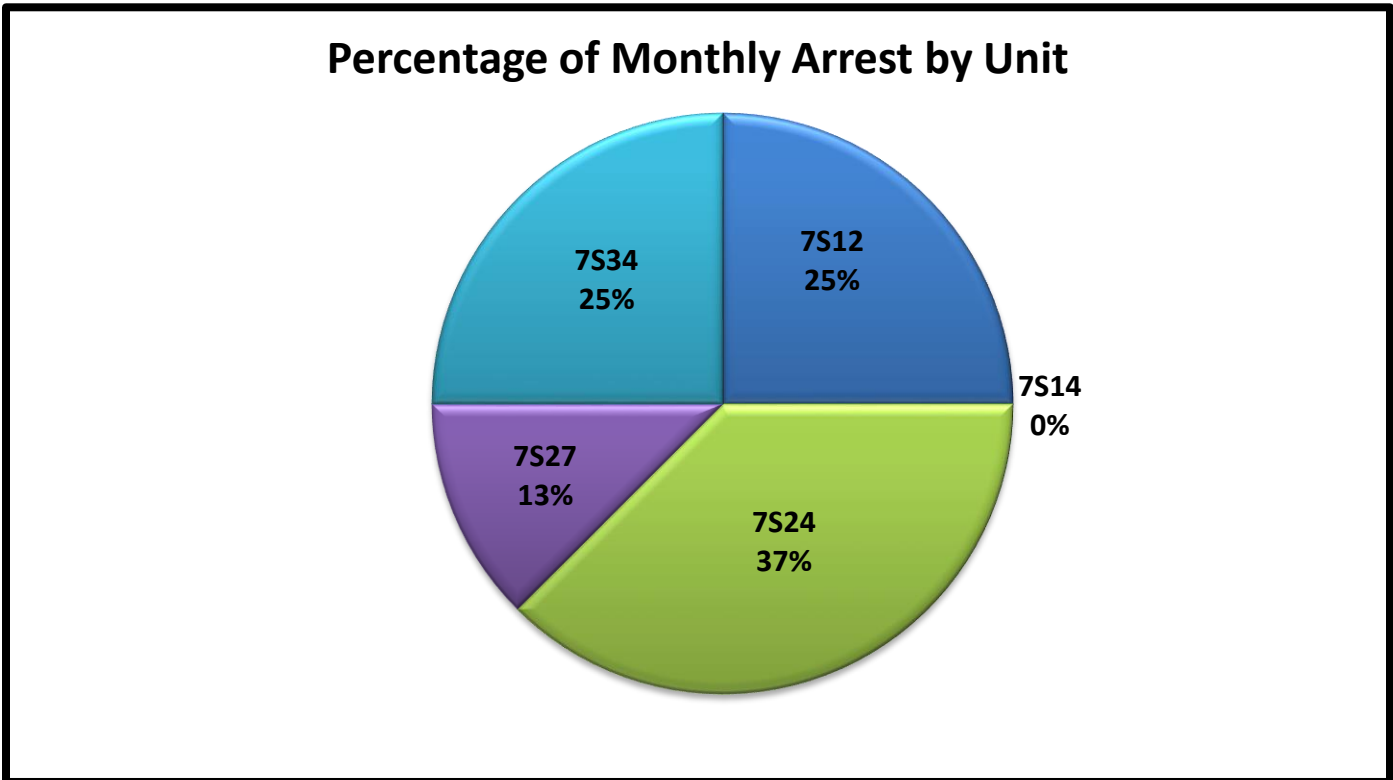
J. Types of Criminal Arrests Monthly Total:

*	Types of Criminal Arrests	87S12	7S14	7S24	7S27	7S34	TOT	AVER	%
A	Felony Assault	0	0	0	0	0	0	0.0	0%
B	Felony Drug	0	0	1	0	0	1	0.2	13%
C	Felony Theft	0	0	0	0	0	0	0.0	0%
D	Felony Other	1	0	0	0	0	1	0.2	13%
E	Misdemeanor Assault	0	0	0	0	0	0	0.0	0%
F	Misdemeanor Drug	0	0	0	0	0	0	0.0	0%
G	Misdemeanor Theft	0	0	0	0	0	0	0.0	0%
H	Misdemeanor Other	0	0	1	0	0	1	0.2	13%
I	Sobriety Center	1	0	1	1	2	5	1.0	63%
J	D.W.I.	0	0	0	0	0	0	0.0	0%
K	Burglary	0	0	0	0	0	0	0.0	0%
L	Weapons	0	0	0	0	0	0	0.0	0%
M	Totals	2	0	3	1	2	8	1.6	100%

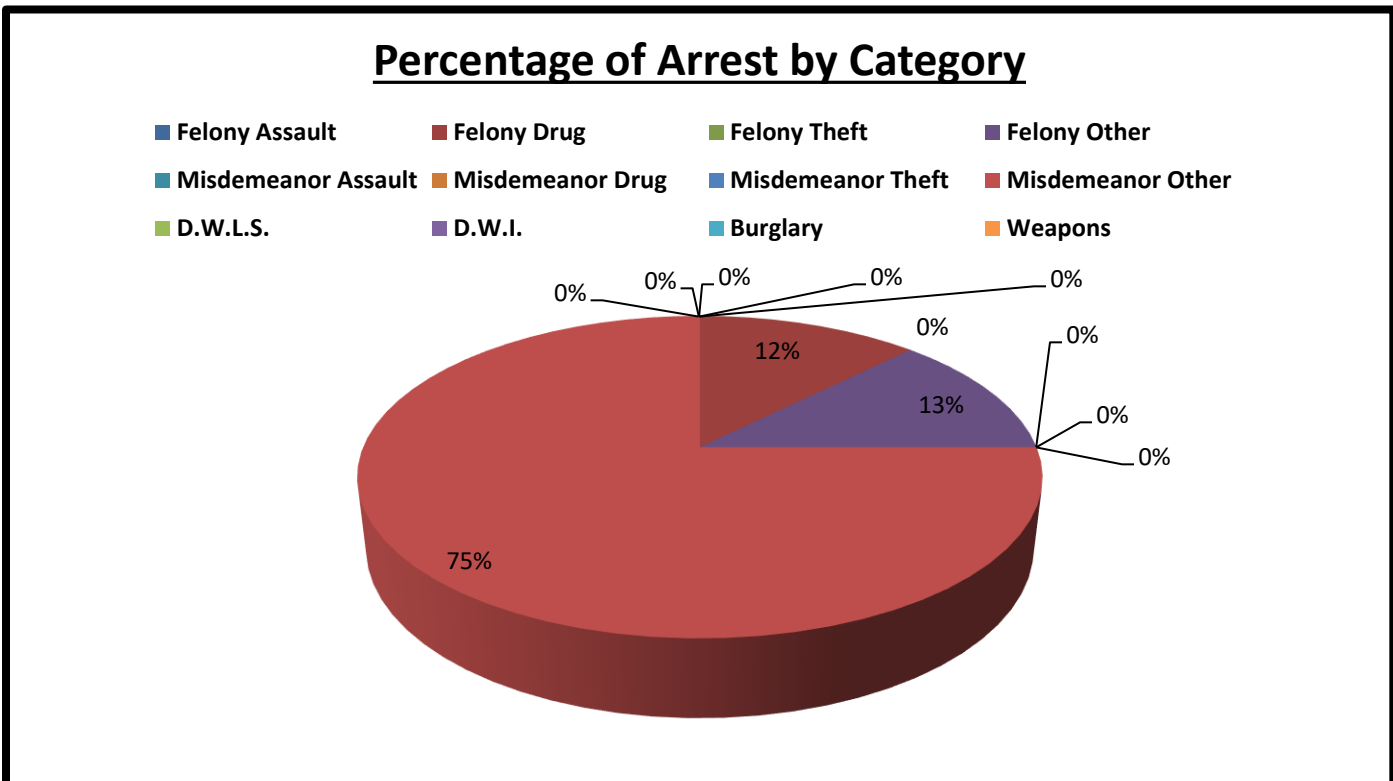
K. Types of Criminal Arrests Monthly Total:



L. Types of Criminal Arrests Monthly Total:



M. Types of Criminal Arrests Monthly Total:



N. Executed Warrant Monthly Total:

001

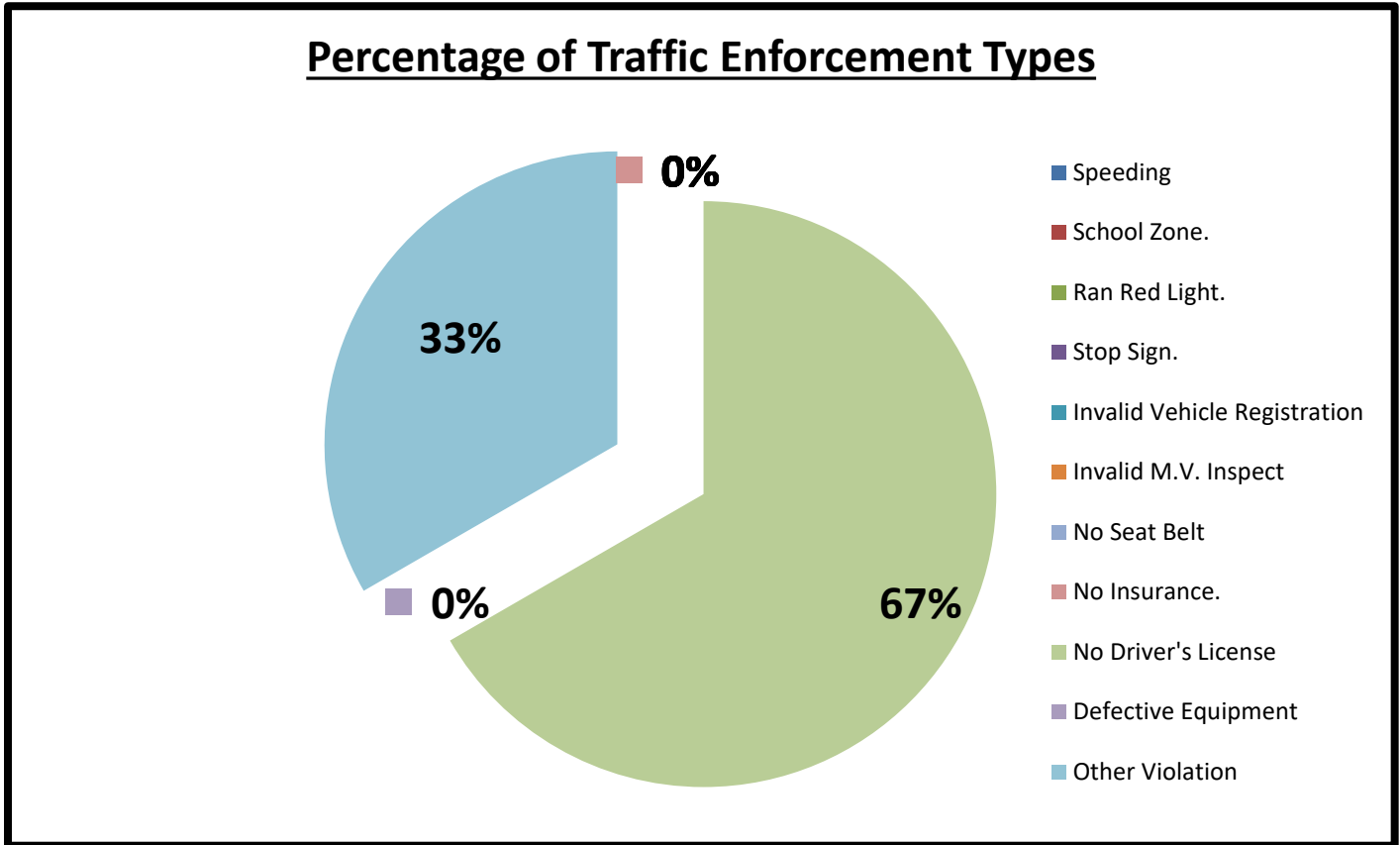
*	<i>Executed Warrants</i>	87S12	7S14	7S24	7S27	7S34	TOT	AVER	%
(A)	Felony Warrants	0	0	0	0	0	0	0.0	0%
(B)	Misdemeanor Warrants	0	0	1	0	0	1	0.2	100%
(C)	<i>Totals</i>	0	0	1	0	0	1	0.2	100%

O. Traffic Law Enforcement Total:

004

*	<i>Traffic Enforcement</i>	87S12	7S14	7S24	7S27	7S34	TOT	AVER	%
A	Speeding	0	0	0	0	0	0	0.0	0%
B	School Zone.	0	0	0	0	0	0	0.0	0%
C	Ran Red Light.	0	0	0	0	0	0	0.0	0%
D	Stop Sign.	0	0	0	0	0	0	0.0	0%
E	Invalid Vehicle Registration	0	0	0	0	0	0	0.0	0%
F	Invalid M.V. Inspect	0	0	0	0	0	0	0.0	0%
G	No Seat Belt	0	0	0	0	0	0	0.0	0%
H	No Insurance.	0	0	0	0	0	0	0.0	0%
I	No Driver's License	0	0	0	0	2	2	0.4	67%
J	Defective Equipment	0	0	0	0	0	0	0.0	0%
K	Other Violation	0	0	0	0	1	1	0.2	33%
L	Written Warnings	0	0	0	0	0	0	0.0	0%
M	Verbal Warning	0	0	0	1	0	1	0.2	100%
N	Citation	0	0	0	0	3	3	0.6	75%
O	Total Violations	0	0	0	1	3	4	0.8	100%

P. Traffic Law Enforcement Total:



Q. Citations vs. Warnings Monthly Total:

0004

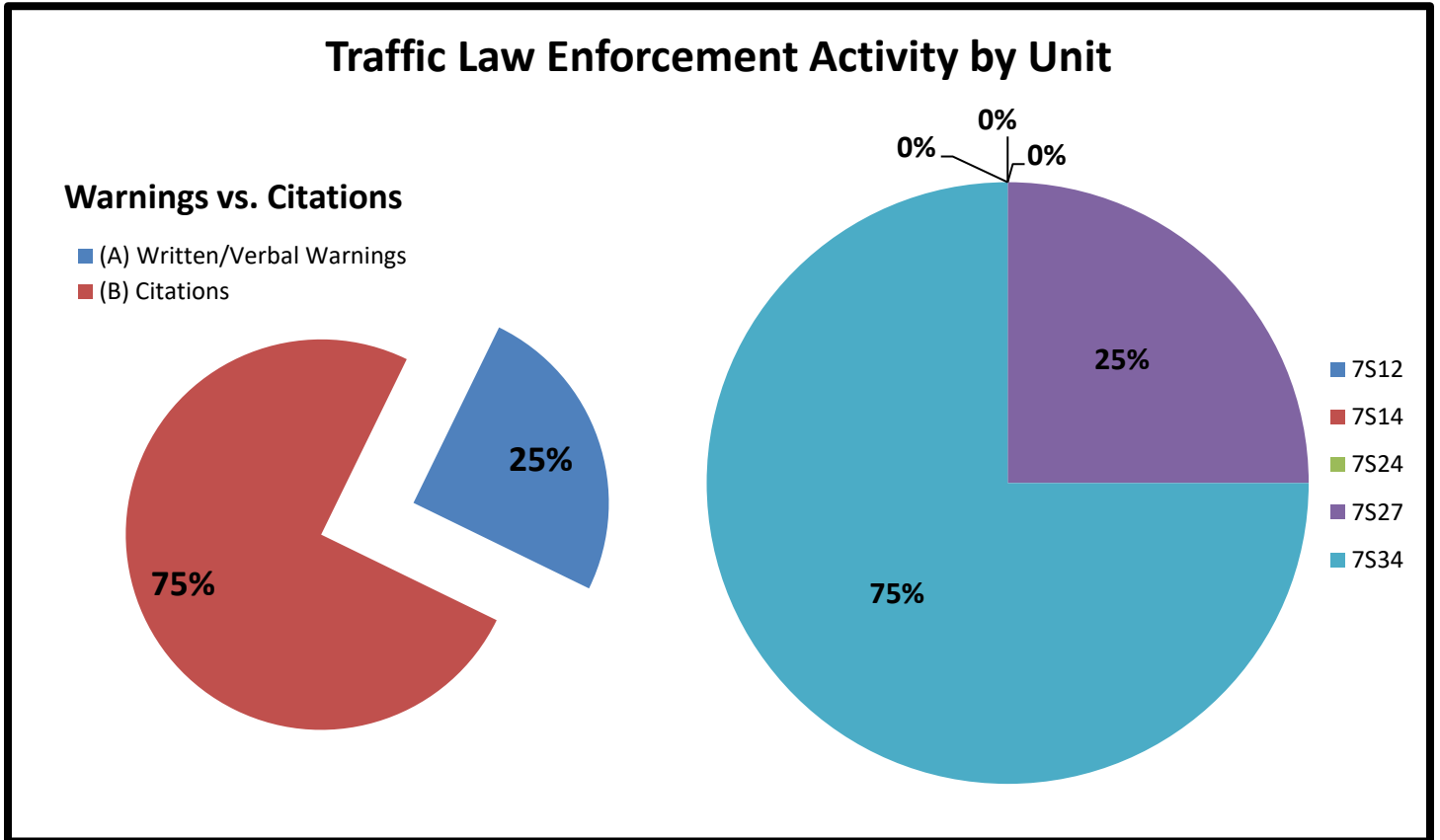
*	Warnings vs. Citations	87S12	7S14	7S24	7S27	7S34	TOT	AVER	%
(A)	Written/Verbal Warnings	0	0	0	1	0	1	0.2	25%
(B)	Citations	0	0	0	0	3	3	0.6	75%
(C)	<i>Totals</i>	0	0	0	1	3	4	0.8	100%

R. Sources of Calls for Service Monthly Total:

0555

*	Sources of Calls for Service	87S12	7S14	7S24	7S27	7S34	TOT	AVER	%
(A)	On View	0	0	7	2	26	35	7.0	6%
(B)	Dispatched	17	0	18	22	20	77	15.4	14%
(C)	Self-Initiated	77	0	84	183	99	443	88.6	80%
(D)	<i>Totals</i>	94	0	109	207	145	555	111.0	100%

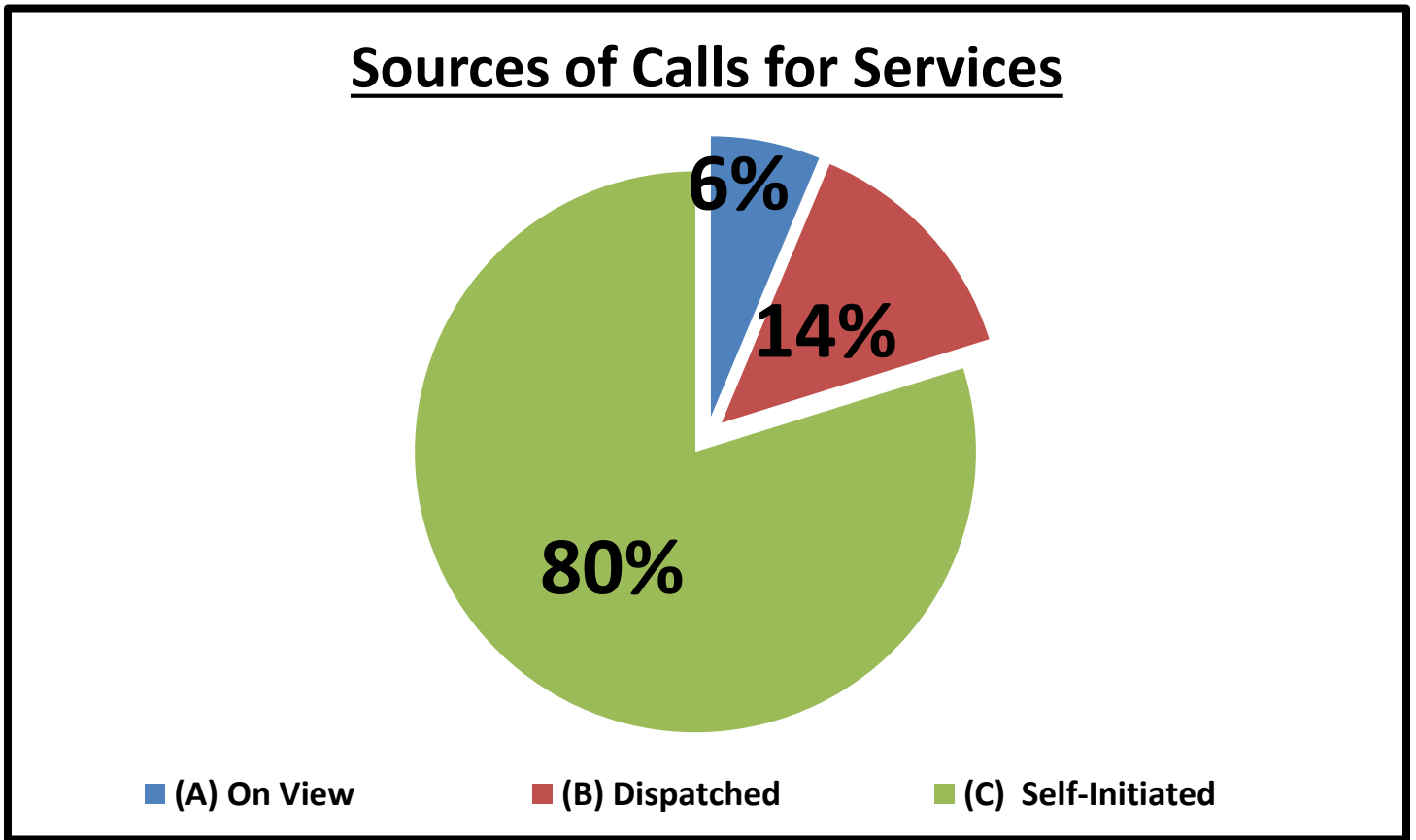
S. Sources of Calls for Service Percentages:



T. Sources of Calls for Service Percentages:

*	Sources of Calls for Service	87S12	7S14	7S24	7S27	7S34	TOT	AVER
(A)	On View	0%	#DIV/0!	6%	1%	18%	6%	6%
(B)	Dispatched	18%	#DIV/0!	17%	11%	14%	14%	14%
(C)	Self-Initiated	82%	#DIV/0!	77%	88%	68%	80%	80%
(D)	Totals	100%	#DIV/0!	100%	100%	100%	100%	100%

U. Sources of Calls for Service Percentages:



V. Free Reserve Personnel Time Utilized in Contract Monthly Total: 000

*	<i>Free Reserve Personnel Time</i>	87S12	7S14	7S24	7S27	7S34	TOT	AVER	%
(A)	<i>Totals</i>	0	0	0	0	0	0	0.0	#DIV/0!

W. Mileage Total:

1578

*	Mileage	87S12	7S14	7S24	7S27	7S34		TOT	AVER	%
(A)	Totals	152	0	465	490	471		1578	315.6	279%

X. Patrol Alert Submission Report:

*	Received					Subject
05x	Date	Time	Code	Location	Extra patrol requested at the location to deter any criminal activity and loitering in the area.	
A.	Sep 19	1335 hours	MTPA – ID633	2819 Caroline		

Y. Incident Summaries:

01.	SEPTEMBER 02, 2017	1900 HOURS	PUBLIC INTOXICATION	DEPUTY K. JORDAN
	EVENINGSHIFT:	2100 FANNIN	MIDTOWN	“M”
			HC:	17-0140038
<p>On September 02, 2017, a Saturday, at approximately 1942 hours, while on patrol in the “Mid-Town” contract, I Deputy K. Jordan (riding unit 87S27) with the Harris County Constable Department of Precinct 7 was on a security check at the Texaco Station located in the 2100 block of Fannin St. when I was advised of female and male was having a heated argument inside of the station. I identified the black males and discovered that he was intoxicated from smoking” Kush”. The person was arrested for public intoxication and transported to “Houston Sobriety Center” location without further incident. The patrol activity type is “PAT=P”.</p>				

02.	SEPTEMBER 04, 2017	2100 HOURS	NARCOTICS ARREST-PCS	DEPUTY A. CLOPTON
	EVENINGSHIFT:	1100 HADLEY	MIDTOWN	“F”
			HC:	17-0140969
<p>On September 04, 2017, a Monday, at approximately 21:22 hours, while on patrol in the “Mid-Town” contract, I Deputy A. Clopton (riding unit 87S24) with the Harris County Constable Department of Precinct 7 when I observed a suspicious person in the 1100 block of Hadley walking in the street outside of the crosswalk. One female was found to be in possession of a controlled substance. The patrol activity type is “PAT=D”.</p>				

03.	SEPTEMBER 09, 2017	1900 HOURS	ROBBERY	DEPUTY K. JORDAN
	EVENINGSHIFT:	100 OAK PLACE DRIVE	MIDTOWN	“F”
			HPD:	1151182-17
<p>On September 09, 2017, a Saturday, at approximately 1937 hours, while on patrol in the “Mid-Town” contract, I Deputy K. Jordan (riding unit 87S27) with the Harris County Constable Department of Precinct 7 was dispatched to 100 block of Oak Place Dr. in relation to an assault that occurred on Wednesday night by an unknown male. No weapons were used or displayed. I obtained all pertinent information for a Robbery report. The patrol activity type is “PAT=Q”.</p>				

04.	SEPTEMBER 14, 2017	2300 HOURS	PUBLIC INTOXICATION		DEPUTY U. FERRETIS	
	NIGHTSHIFT:	2000 MAIN STREET	MIDTOWN	"M"	HC:	17-0146675
<p>On September 14, 2017, a Thursday, at approximately 2335 hours, while on patrol in the "Mid-Town" contract, I Deputy U. Ferretis (riding unit 87S34) with the Harris County Constable Department of Precinct 7 observed a suspicious male. The male was found intoxicated and found to be a danger to himself and others. The person was arrested for public intoxication and transported to "Houston Sobriety Center" location without further incident. The patrol activity type is "PAT=D".</p>						

05.	SEPTEMBER 16, 2017	0100 HOURS	PUBLIC INTOXICATION		DEPUTY U. FERRETIS	
	NIGHTSHIFT:	1000 MCGOWEN	MIDTOWN	"M"	HC:	17-0147268
<p>On September 16, 2017, a Saturday, at approximately 0135 hours, while on patrol in the "Mid-Town" contract, I Deputy U. Ferretis (riding unit 87S34) with the Harris County Constable Department of Precinct 7 observed a suspicious male. The male was found intoxicated and found to be a danger to himself and others. The person was arrested for public intoxication and transported to "Houston Sobriety Center" location without further incident. The patrol activity type is "PAT=D".</p>						

06.	SEPTEMBER 16, 2017	1200 HOURS	PUBLIC INTOXICATION		DEPUTY T. ROE	
	DAYSHIFT:	2800 CAROLINE	MIDTOWN	"M"	HC:	17-0150505
<p>On September 16, 2017, a Saturday, at approximately 1200 hours, while on patrol in the "Mid-Town" contract, I Deputy T. Roe (riding unit 87S12) with the Harris County Constable Department of Precinct 7 was dispatched to the listed location in regard to a belligerent male. The Reporting officer made contact with the defendant who was walking down the sidewalk, with a loud smell of alcohol emitting from his breathe. The person was arrested for public intoxication and transported to "Houston Sobriety Center" location without further incident. The patrol activity type is "PAT=D".</p>						

07.	SEPTEMBER 19, 2017	0800 HOURS	EMERGENCY DETENTION		DEPUTY T. ROE	
	DAYSHIFT:	ANITA/FANNIN	MIDTOWN	"N/A"	HC:	17-0156616
<p>On September 19, 2017, a Tuesday, at approximately 0800 hours, while on patrol in the "Mid-Town" contract, I Deputy T. Roe (riding unit 87S12) with the Harris County Constable Department of Precinct 7 was dispatched to a suspicious male throwing trash into the streets and jumping in the streets of the Midtown community. All details were written down and a report was generated. The patrol activity type is "PAT=D".</p>						

08.	SEPTEMBER 22, 2017	0100 HOURS	EMERGENCY DETENTION		DEPUTY U. FERRETIS	
	NIGHTSHIFT:	2100 FANNIN	MIDTOWN	"M"	HC:	17-0150464
<p>On September 21, 2017, a Friday, at approximately 0149 hours, while on patrol in the "Mid-Town" contract, I Deputy U. Ferretis (riding unit 87S34) with the Harris County Constable Department of Precinct 7 when I on viewed a suspicious male. Individual was found to be suffering from a crisis and transported for evaluation. The patrol activity type is "PAT=Q".</p>						

09.	SEPTEMBER 22, 2017	1200 HOURS	BURGLARY OF HABITATION		DEPUTY T. ROE	
	DAYSHIFT:	2200 LABRANCH	MIDTOWN	"F"	HC:	17-0150656
<p>On September 22, 2017, a Friday, at approximately 1200 hours, while on patrol in the "Mid-Town" contract, I Deputy T. Roe (riding unit 87S12) with the Harris County Constable Department of Precinct 7 was dispatched to a suspicious male entering a residence garages. One male was taken into custody for burglary of a habitation. The person was arrested and transported to the Harris County Jail. The patrol activity type is "PAT=D".</p>						

10.	SEPTEMBER 24, 2017	2300 HOURS	PUBLIC INTOXICATION		DEPUTY A. CLOPTON	
	EVENINGSHIFT:	400 RICHMOND	MIDTOWN	"M"	HC:	17-0151953
<p>On September 24, 2017, a Sunday, at approximately 21:22 hours, while on patrol in the "Mid-Town" contract, I Deputy A. Clopton (riding unit 87S24) with the Harris County Constable Department of Precinct 7 when I observed a suspicious person at 400 block of Richmond. One male was found to be intoxicated and transported to the Houston Sobriety Center. The patrol activity type is "PAT=D".</p>						

11.	SEPTEMBER 27, 2017	1700 HOURS	BURGLARY OF VEHICLE		DEPUTY K. JORDAN	
	EVENINGSHIFT:	500 MCGOWEN	MIDTOWN	"F"	HPD:	1228704-17
<p>On September 27, 2017, a Wednesday, at approximately 1735 hours, while on patrol in the "Mid-Town" contract, I Deputy K. Jordan (riding unit 87S27) with the Harris County Constable Department of Precinct 7 was dispatched to 500 McGowen in relation to a burglary of motor vehicle. I obtained all pertinent information for a burglary of motor vehicle report. The patrol activity type is "PAT=D".</p>						

Z. Hotspot Report:

See Appendix A1 for Hotspot Report:

Please note: 87s14 = Deputy C. Manzanare, 87s24 = Deputy A. Clopton, 87s27 = Deputy K. Jordan, 87s34 = Deputy U. Ferretis and 87v10 = Deputy T. Roe.

Captain Holland D. Jones

Captain Holland D. Jones, JD., PhD.
Toll Road Division Supervisor & Departmental Training Coordinator
Harris County Constable's Office of Precinct "7"
713-643-6602 OR 832-892-7893