



MAY WALKER, CONSTABLE
PRECINCT SEVEN
HARRIS COUNTY, TEXAS

MAIN OFFICE
5300 Griggs Road
Houston, Texas 77021
PHONE (713) 643-6602
FAX (713) 643-3401

Date: December 16, 2018

From: Sergeant Odell Haynes
Contract Sergeant, Field Operations
Harris County Constable's Office of Precinct "7"

To: Midtown Management District
Public Safety Committee & Midtown Management Board of Directors

Subject: November Monthly Productivity Analysis Report
Enclosure: **MPAR – November 2018**
Distribution: Executive Command Staff & Board of Directors & Management Company

The purpose of this "**Monthly Productivity Analysis Report**" (M.P.A.R.) is to provide the executive command staff with the appropriate data to analyze the productivity of assigned personnel and their shifts' activities to allow for the validation of individual and divisional performance evaluations. With regard to the specific contents of the report, there are 18 distinctive component parts of this report. These components are enumerated below:

- | | |
|--------------------------------------------|-----------------------------------------------|
| 01. Patrol Activity Details | 10. Traffic Enforcement Report |
| 02. Patrol Activity Analytical Summary | 11. Trends & Percentages of Traffic |
| 03. Patrol Activity Percentages & Trends | 12. Citation & Warning Issuance Review |
| 04. Security Checks Report | 13. Call for Service Report (<i>C.F.S.</i>) |
| 05. Security Checks Percentages & Trends | 14. Trends & Percentages for <i>C.F.S.</i> |
| 06. Crisis Intervention Disposition Report | 15. Overtime Report (service at no Cost) |
| 07. Offense/Incident Generation Report | 16. Reserve Deputy Use (at no Cost) |
| 08. Criminal Arrest Types Report | 17. Incident Summarization |
| 09. Warrant Execution Report | 18. Hotspot Report Data Review |

A cursory analysis of the statistical data from this report should be demonstrative of the quality of performance of this agency in realizing the contractual obligations and the overall achievement of the goals and objectives of this Agency and the Contract Division.

1299 total miles were driven, and the shift responded to **0329** total service calls and conducted **000** crash investigations. The shift issued **00** traffic citations, made **02** arrests and handled **006** enforcement service related calls.

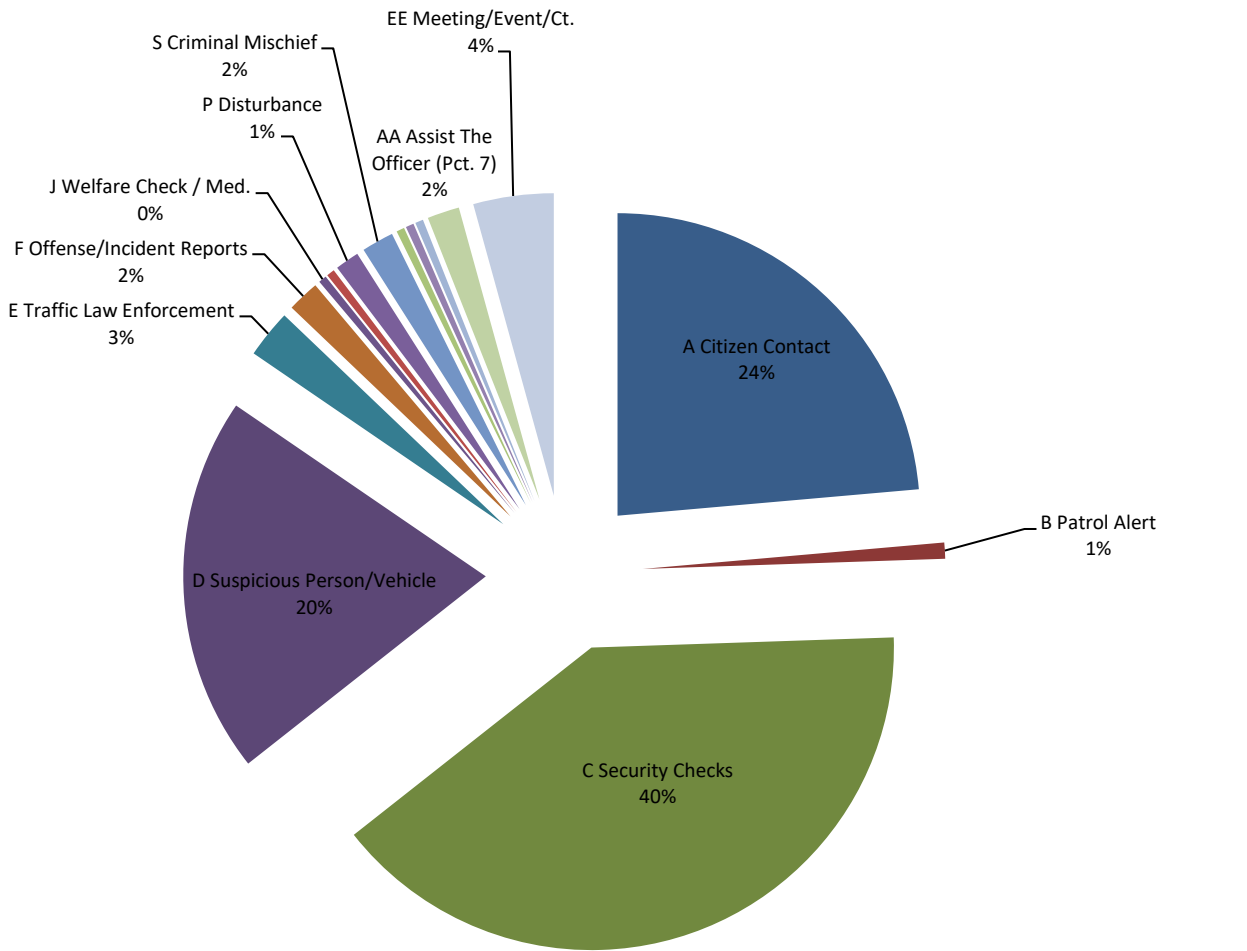
A. Patrol Activity Monthly Total:

0233

*	Patrol Activity Types	7S12	7S14	7S24	7S34	TOT	%	
A	Citizen Contact	2	17	35	1	55	11.0	
B	Patrol Alert	0	2	0	0	2	0.4	
C	Security Checks	14	44	12	23	93	18.6	
D	Suspicious Person/Vehicle	6	6	34	1	47	9.4	
E	Traffic Law Enforcement	1	3	1	1	6	1.2	
F	Offense/Incident Reports	0	4	0	0	4	0.8	
G	Vacation Watch	0	0	0	0	0	0.0	
H	Open Door / Window	0	0	0	0	0	0.0	
I	Assist Contract Citizen	0	0	0	0	0	0.0	
J	Welfare Check / Med.	0	0	1	0	1	0.2	
K	Traffic Initiative	0	0	0	0	0	0.0	
L	Traffic Hazard	0	0	0	0	0	0.0	
M	Animal Humane	0	0	0	0	0	0.0	
N	Alarms	0	0	0	1	1	0.2	
O	Mental Cases (171)	0	0	0	0	0	0.0	
P	Disturbance	1	0	2	0	3	0.6	
Q	Criminal Investigation	0	0	0	0	0	0.0	
R	Follow-up Investigation	0	0	0	0	0	0.0	
S	Criminal Mischief	2	2	0	0	4	0.8	
T	Burglary Residence/Vehicle	0	0	0	0	0	0.0	
U	Theft / Theft of Business	0	1	0	0	1	0.2	
V	Citizen Assaulted	0	1	0	0	1	0.2	
W	Robbery of an Individual	0	0	0	0	0	0.0	
X	Trespass Warning	0	0	0	0	0	0.0	
Y	Major/Minor Crash	0	1	0	0	1	0.2	
Z	Child Custody Disputes	0	0	0	0	0	0.0	
AA	Assist The Officer (Pct. 7)	0	3	1	0	4	0.8	
BB	Runaway Missing Persons	0	0	0	0	0	0.0	
CC	Assisted LEA	0	0	0	0	0	0.0	
DD	Solicitors	0	0	0	0	0	0.0	
EE	Meeting/Event/Ct.	9	0	1	0	10	2.0	
*	MONTH TOTALS	35	84	87	27	233	46.6	

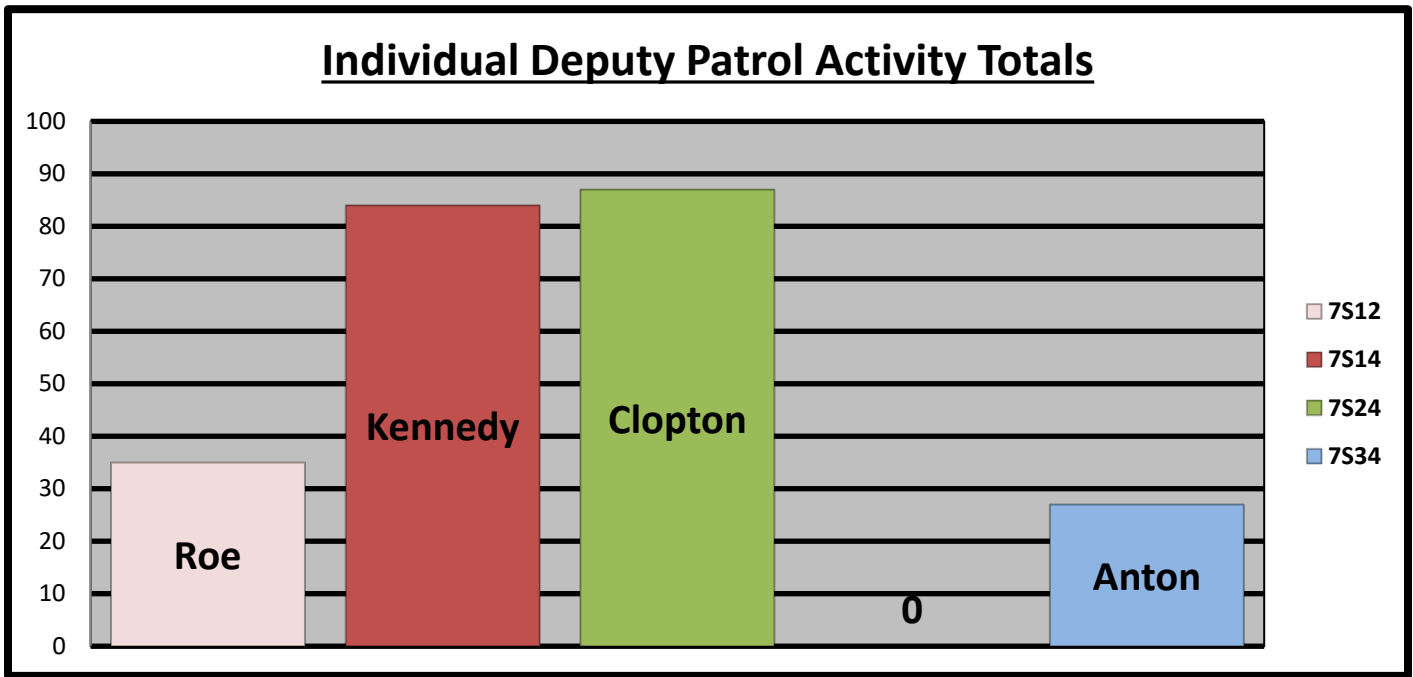
A1. Patrol Activity Percentage:

Percentage of Patrol Activity



- | | | | |
|-------------------------------|------------------------------|----------------------------------|--------------------------------|
| ■ A Citizen Contact | ■ B Patrol Alert | ■ C Security Checks | ■ D Suspicious Person/Vehicle |
| ■ E Traffic Law Enforcement | ■ F Offense/Incident Reports | ■ G Vacation Watch | ■ H Open Door / Window |
| ■ I Assist Contract Citizen | ■ J Welfare Check / Med. | ■ K Traffic Initiative | ■ L Traffic Hazard |
| ■ M Animal Humane | ■ N Alarms | ■ O Mental Cases (171) | ■ P Disturbance |
| ■ Q Criminal Investigation | ■ R Follow-up Investigation | ■ S Criminal Mischief | ■ T Burglary Residence/Vehicle |
| ■ U Theft / Theft of Business | ■ V Citizen Assaulted | ■ W Robbery of an Individual | ■ X Trespass Warning |
| ■ Y Major/Minor Crash | ■ Z Child Custody Disputes | ■ AA Assist The Officer (Pct. 7) | ■ BB Runaway Missing Persons |
| ■ CC Assisted LEA | ■ DD Solicitors | ■ EE Meeting/Event/Ct. | |

B. Patrol Activity by Midtown Management District Personnel:

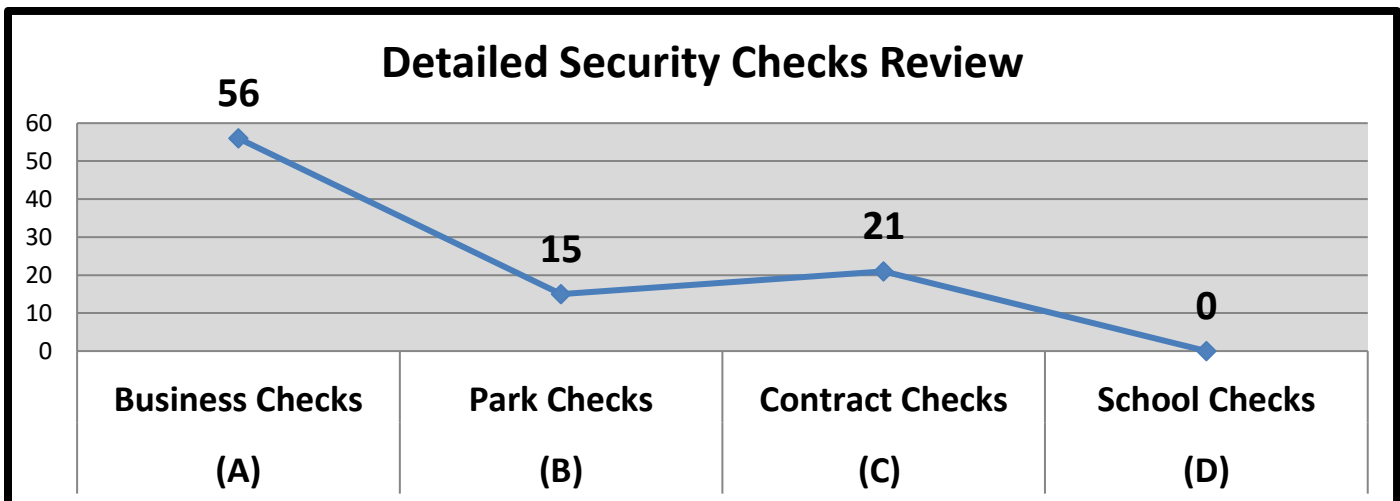


C. Security Checks Monthly Total:

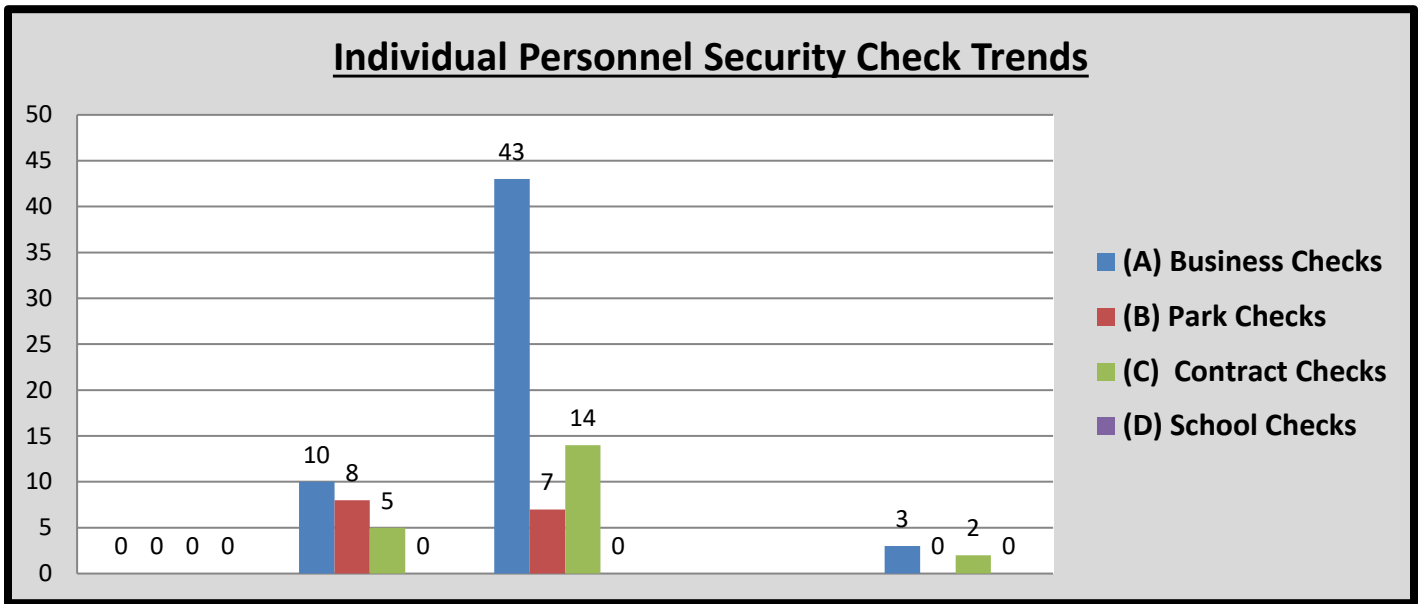
092

*	Security Checks	87S12	7S14	7S24	7S34	TOT	AVER	%
(A)	Business Checks	0	10	43	3	56	11.2	61%
(B)	Park Checks	0	8	7	0	15	3.0	16%
(C)	Contract Checks	0	5	14	2	21	4.2	23%
(D)	School Checks	0	0	0	0	0	0.0	0%
(E)	<i>Totals</i>	0	23	64	5	92	18.4	100%

D. Detailed Security Checks Monthly:



E. Individual Personnel Security Check Trends:



F. CIT/MHO Dispositions Monthly Total:

000

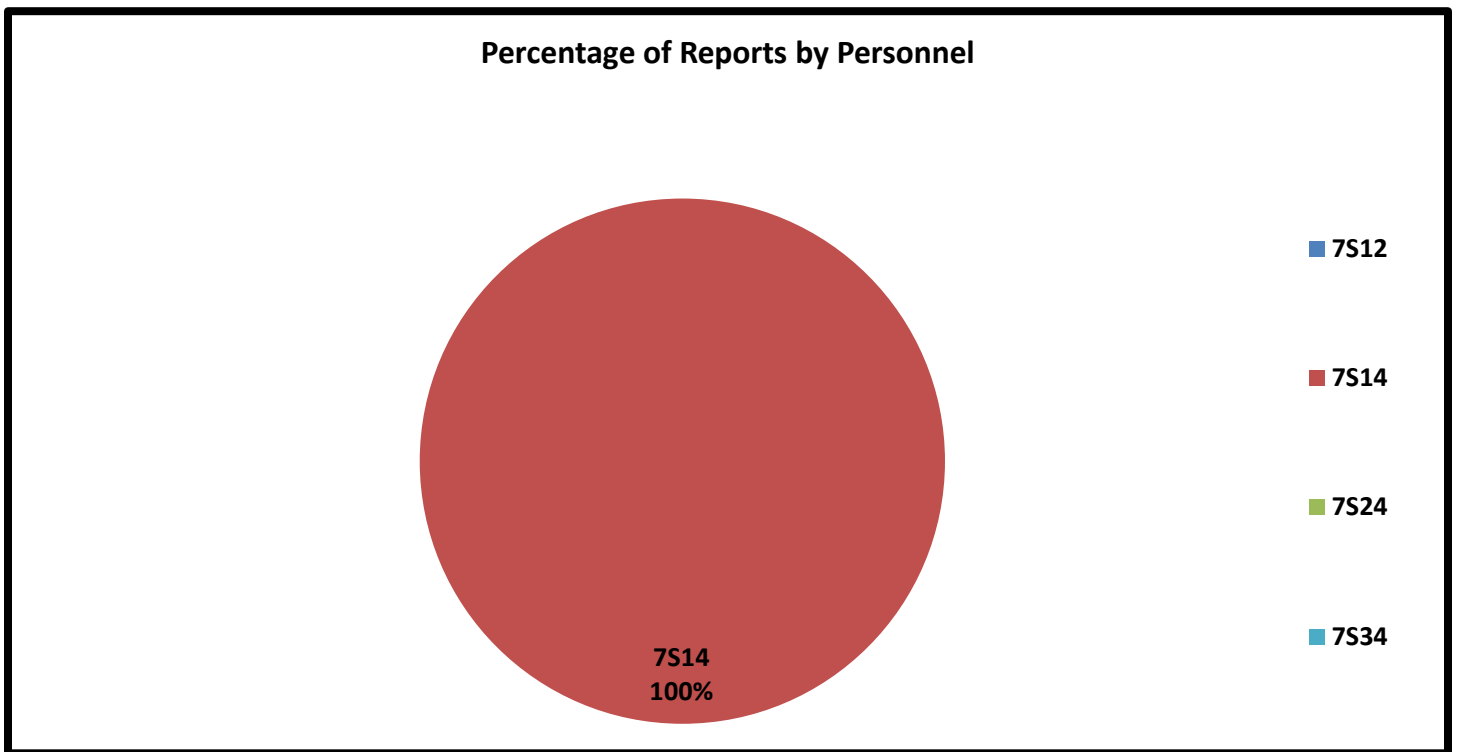
*	<i>C.I.T. Dispositions</i>	87S12	7S14	7S24	7S34	TOT	AVER	%
(A)	CIT/MHO Outside Referral	0	0	0	0	0	0.0	#DIV/0!
(B)	CIT/MHO Transport	0	0	0	0	0	0.0	#DIV/0!
(C)	CIT/MHO CIT Contact	0	0	0	0	0	0.0	#DIV/0!
(D)	CIT/MHO Arrest	0	0	0	0	0	0.0	#DIV/0!
(E)	<i>Totals</i>	0	0	0	0	0	0.0	#DIV/0!

G. Offense/Incident Reports Monthly Total:

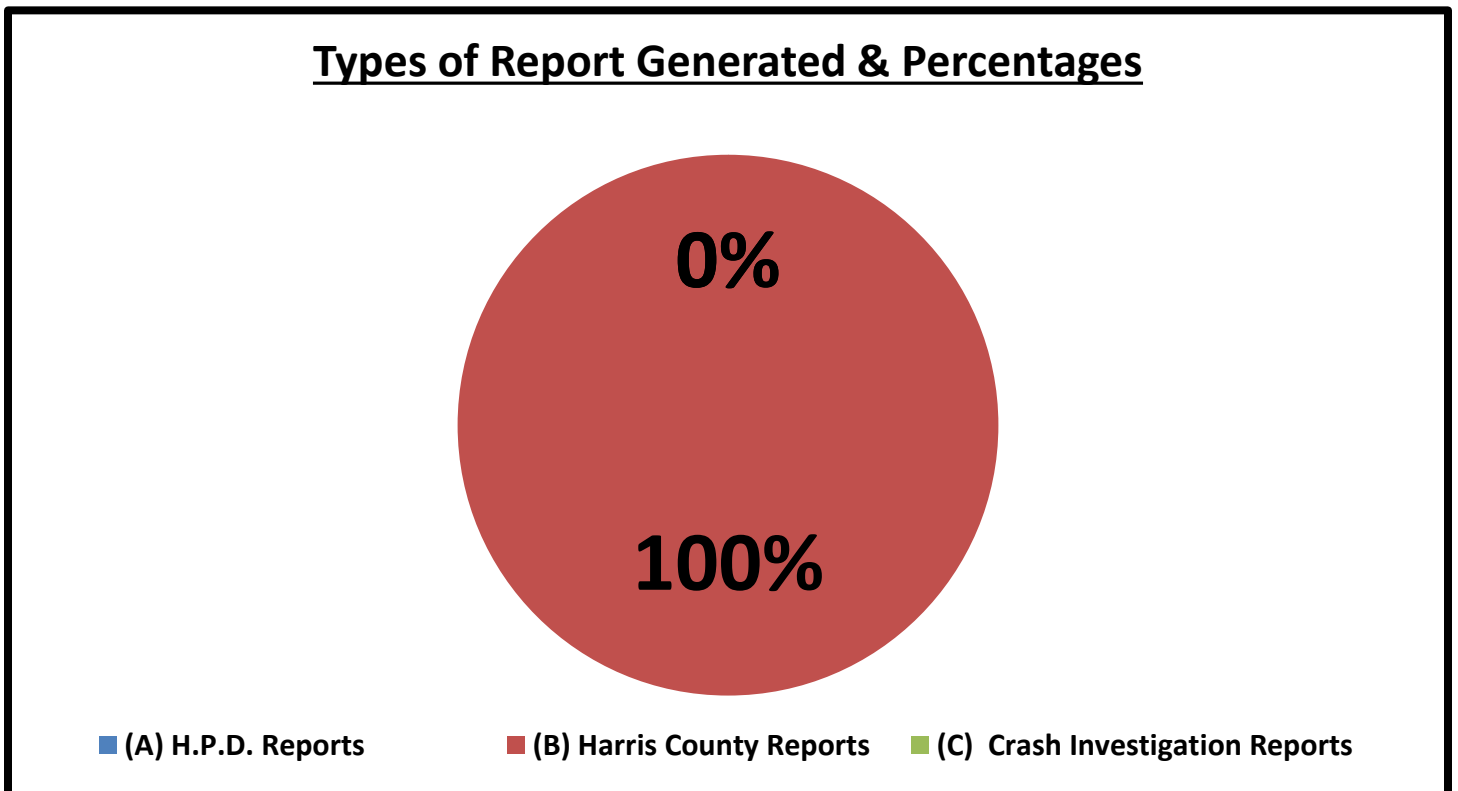
004

*	<i>Offense/Incident Reports</i>	87S12	7S14	7S24	7S34	TOT	AVER	%
(A)	H.P.D. Reports	0	0	0	0	0	0.0	
(B)	Harris County Reports	0	4	0	0	4	0.8	
(C)	Crash Investigation Reports	0	0	0	0	0	0.0	
(D)	<i>Totals</i>	0	4	0	0	4	0.8	

H. Report Generation Percentages:



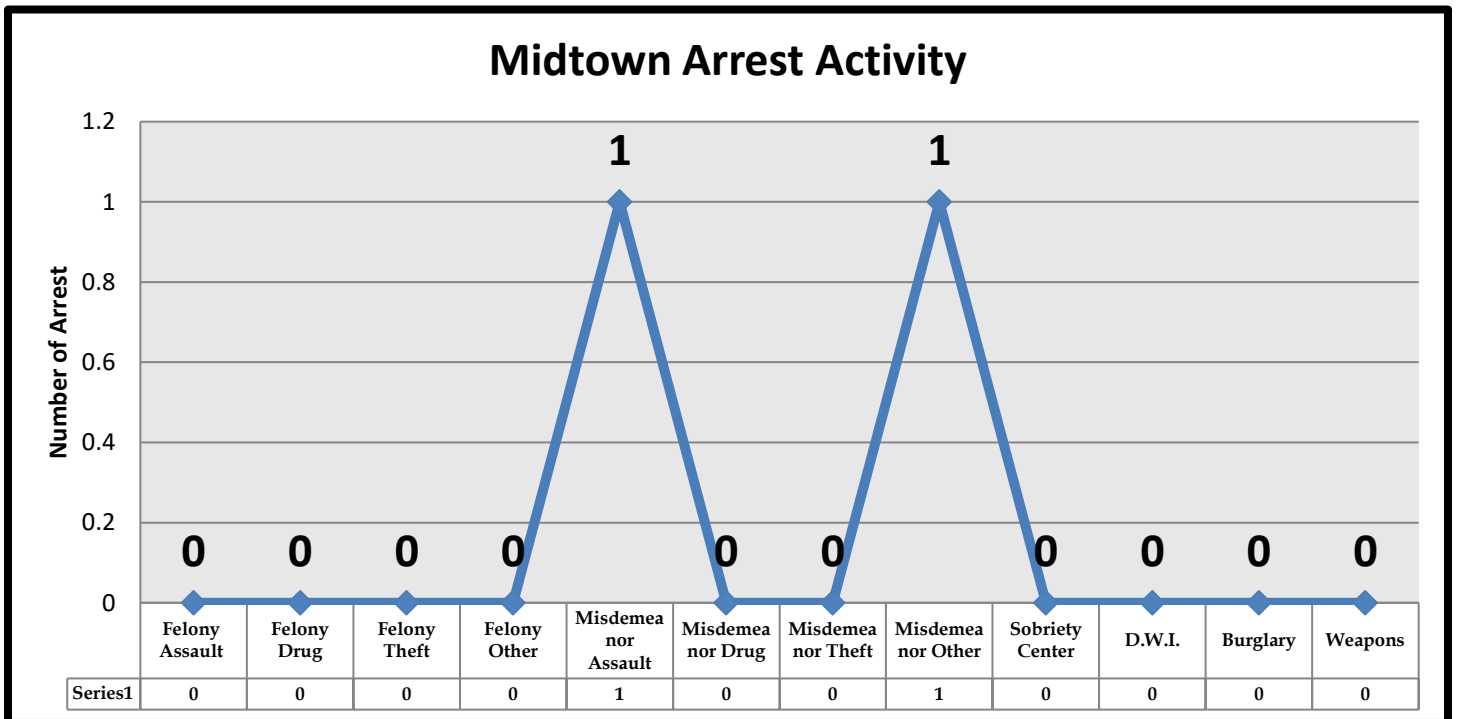
I. Percentages:



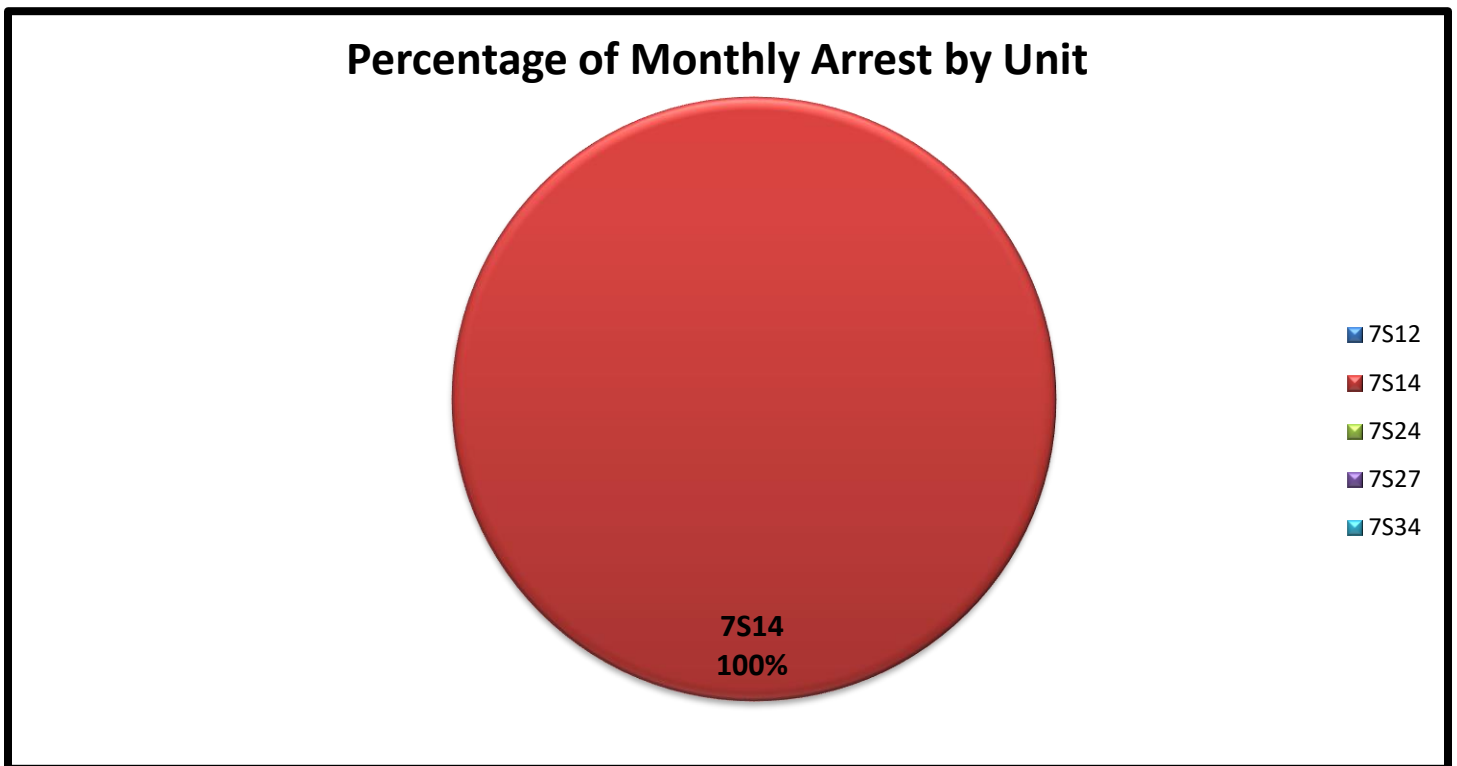
J. Types of Criminal Arrests Monthly Total:

*	Types of Criminal Arrests	7S12	7S14	7S24	7S34	TOT	AVER	%
A	Felony Assault	0	0	0	0	0	0.0	0%
B	Felony Drug	0	0	0	0	0	0.0	0%
C	Felony Theft	0	0	0	0	0	0.0	0%
D	Felony Other	0	0	0	0	0	0.0	0%
E	Misdemeanor Assault	0	1	0	0	1	0.2	50%
F	Misdemeanor Drug	0	0	0	0	0	0.0	0%
G	Misdemeanor Theft	0	0	0	0	0	0.0	0%
H	Misdemeanor Other	0	1	0	0	1	0.2	50%
I	Sobriety Center	0	0	0	0	0	0.0	0%
J	D.W.I.	0	0	0	0	0	0.0	0%
K	Burglary	0	0	0	0	0	0.0	0%
L	Weapons	0	0	0	0	0	0.0	0%
M	<i>Totals</i>	0	2	0	0	2	0.4	100%

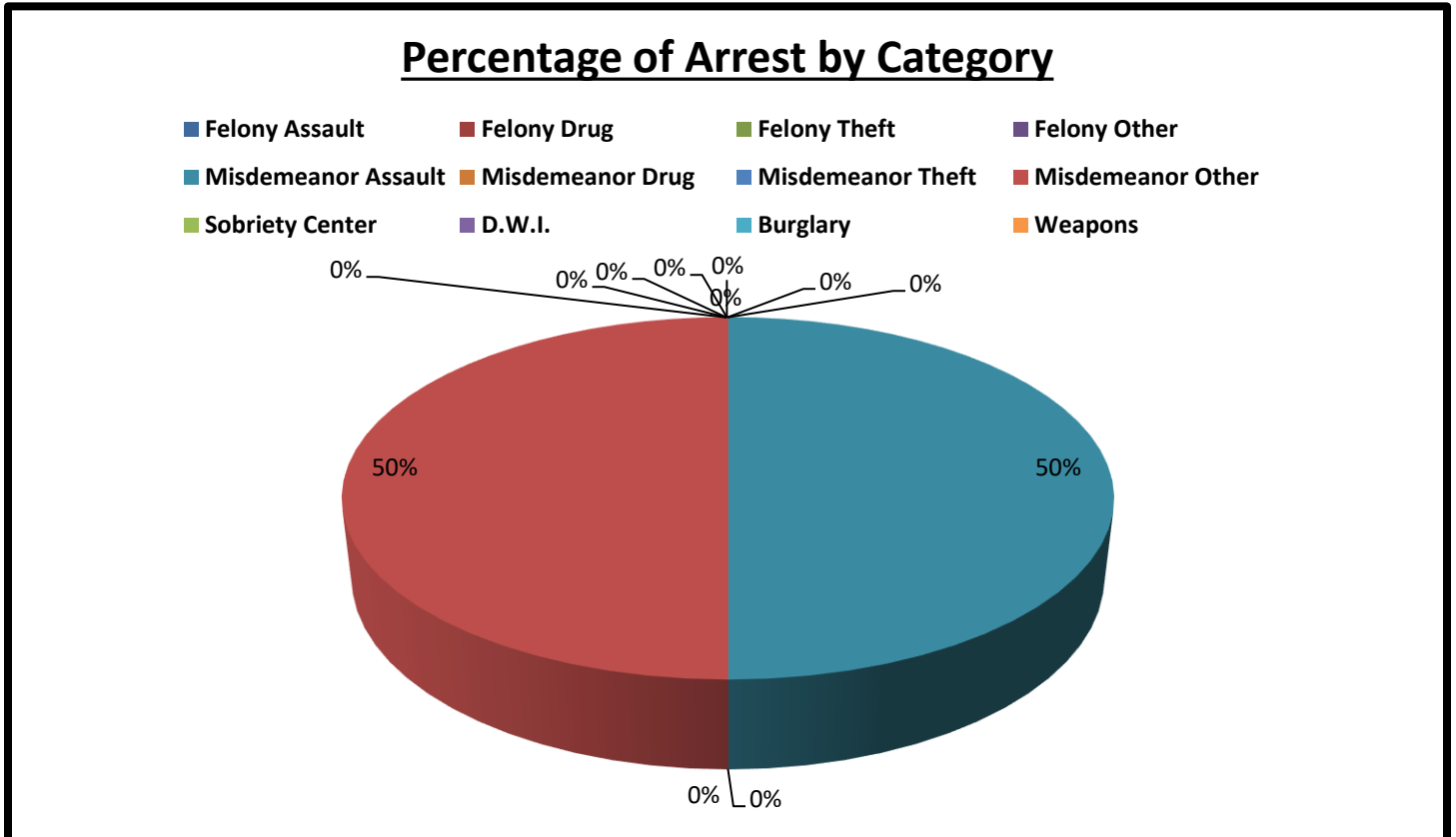
K. Types of Criminal Arrests Monthly Total:



L. Types of Criminal Arrests Monthly Total:



M. Types of Criminal Arrests Monthly Total:



N. Executed Warrant Monthly Total:

000

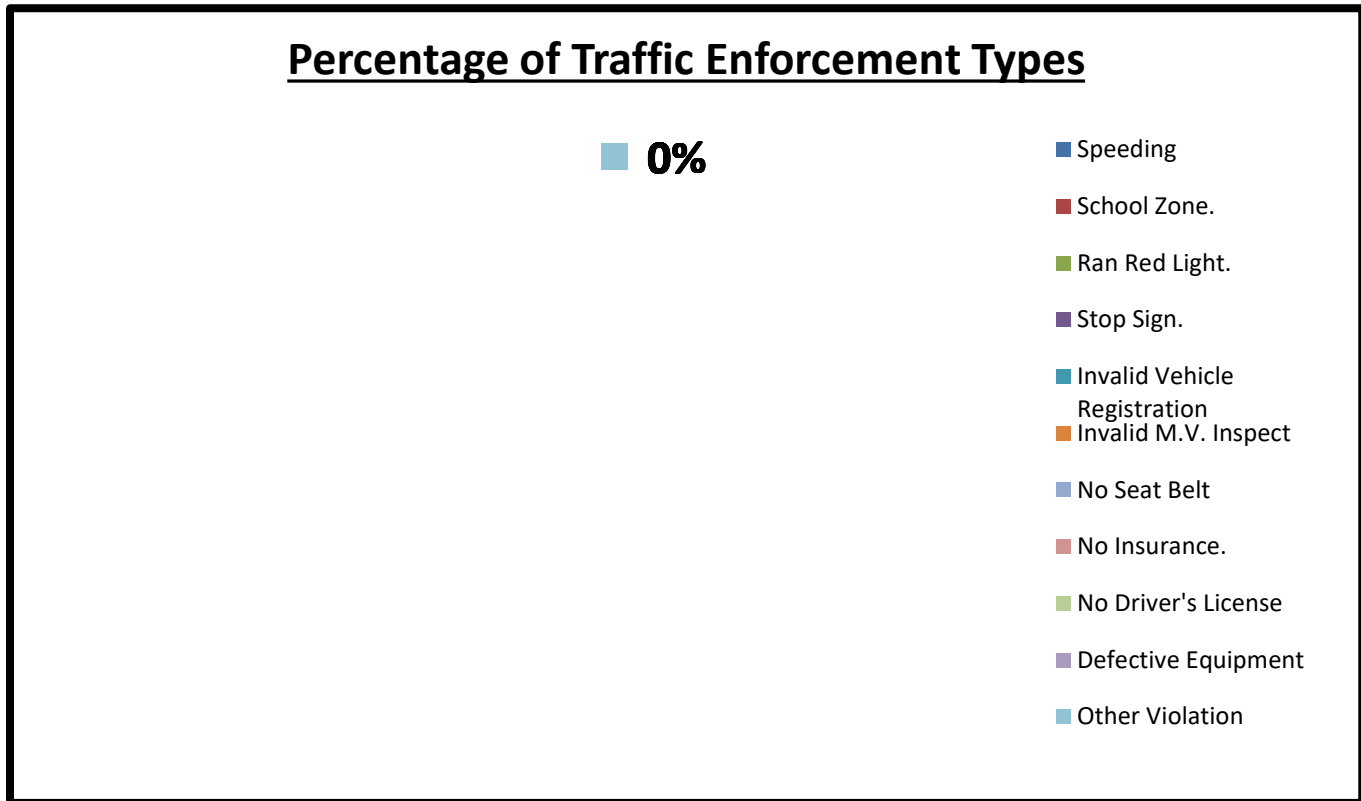
*	Executed Warrants	87S12	7S14	7S24	7S34	TOT	AVER	%
(A)	Felony Warrants	0	0	0	0	0	0.0	#DIV/0!
(B)	Misdemeanor Warrants	0	0	0	0	0	0.0	#DIV/0!
(C)	Totals	0	0	0	0	0	0.0	#DIV/0!

O. Traffic Law Enforcement Total:

004

*	Traffic Enforcement	7S12	7S14	7S24	7S34	TOT	AVER	%
A	Speeding	0	0	0	0	0	0.0	#DIV/0!
B	School Zone.	0	0	0	0	0	0.0	#DIV/0!
C	Ran Red Light.	0	0	0	0	0	0.0	#DIV/0!
D	Stop Sign.	0	0	0	0	0	0.0	#DIV/0!
E	Invalid Vehicle Registration	0	0	0	0	0	0.0	#DIV/0!
F	Invalid M.V. Inspect	0	0	0	0	0	0.0	#DIV/0!
G	No Seat Belt	0	0	0	0	0	0.0	#DIV/0!
H	No Insurance.	0	0	0	0	0	0.0	#DIV/0!
I	No Driver's License	0	0	0	0	0	0.0	#DIV/0!
J	Defective Equipment	0	0	0	0	0	0.0	#DIV/0!
K	Other Violation	0	0	0	0	0	0.0	#DIV/0!
L	Written Warnings	0	0	0	0	0	0.0	0%
M	Verbal Warning	0	3	0	1	4	0.8	100%
N	Citation	0	0	0	0	0	0.0	0%
O	Total Violations	0	3	0	1	4	0.8	100%

P. Traffic Law Enforcement Total:



Q. Citations vs. Warnings Monthly Total:

004

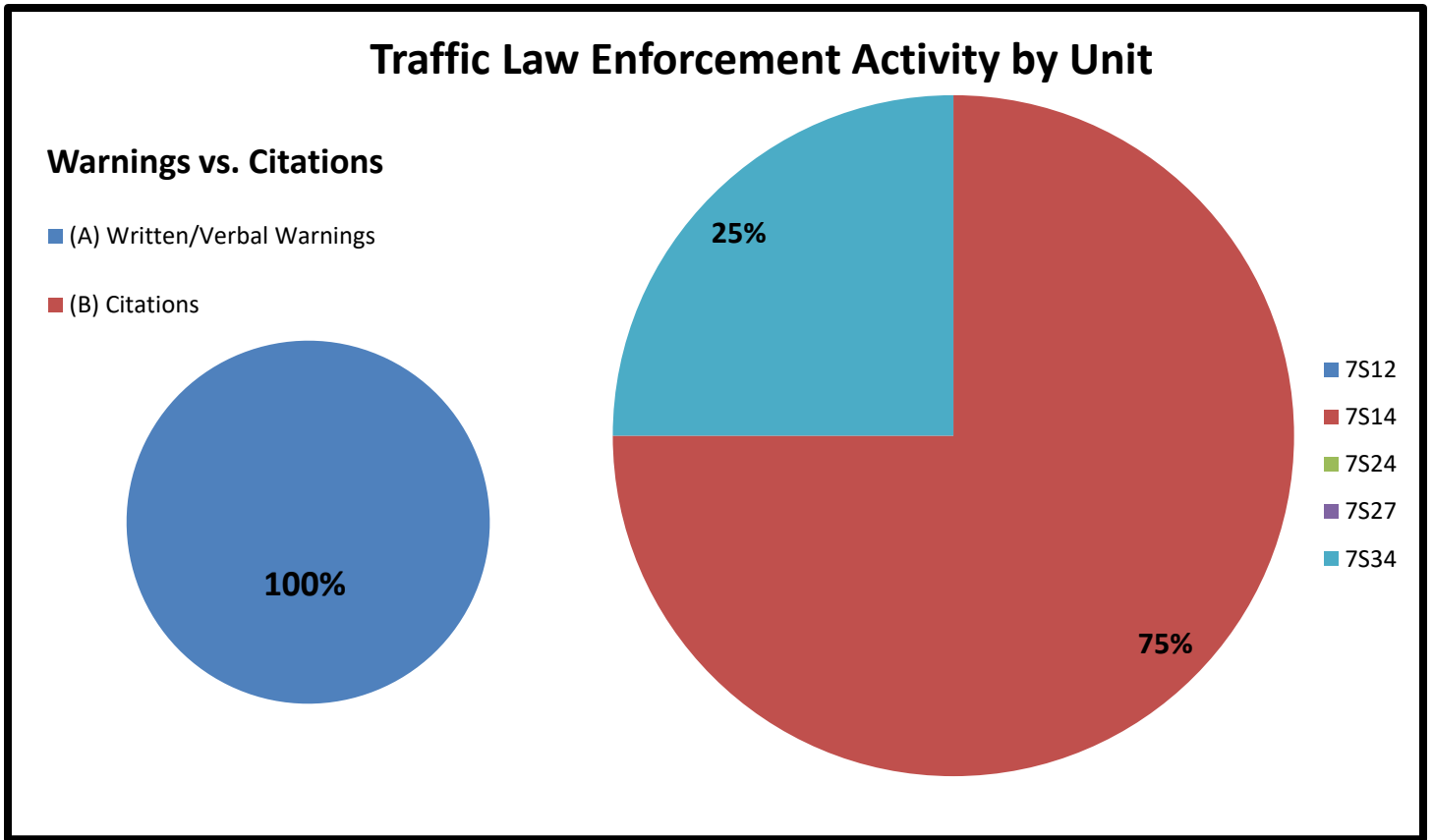
*	<i>Warnings vs. Citations</i>	7S12	7S14	7S24	7S34	TOT	AVER	%
(A)	Written/Verbal Warnings	0	3	0	1	4	0.8	100%
(B)	Citations	0	0	0	0	0	0.0	0%
(C)	<i>Totals</i>	0	3	0	1	4	0.8	100%

R. Sources of Calls for Service Monthly Total:

0227

*	<i>Sources of Calls for Service</i>	7S12	7S14	7S24	7S34	TOT	AVER	%
(A)	On View	0	74	6	0	80	16.0	35%
(B)	Dispatched	2	3	19	20	44	8.8	19%
(C)	Self-Initiated	31	3	62	7	103	20.6	45%
(D)	<i>Totals</i>	33	80	87	27	227	45.4	100%


S. Traffic Law Enforcement Activity Percentages:



T. Sources of Calls for Service Percentages:

*	<i>Sources of Calls for Service</i>	87S12	7S14	7S24	7S34		TOT	AVER
(A)	On View	0%	93%	7%	0%		35%	0.1
(B)	Dispatched	6%	4%	22%	74%		19%	0.0
(C)	Self-Initiated	94%	4%	71%	26%		45%	0.1
(D)	<i>Totals</i>	100%	100%	100%	100%		100%	0.2

U. Sources of Calls for Service Percentages:



V. Free Reserve Personnel Time Utilized in Contract Monthly Total: 000

*	Free Reserve Personnel Time	87S12	7S14	7S24	7S34		TOT	AVER	%
(A)	Totals	0	0	0	0		0	0.0	#DIV/0!

W. Mileage Total:

1299

*	Mileage	87S12	7S14	7S24	7S34		TOT	AVER	%
(A)	Totals	196	309	409	385		1299	259.8	558%

X. Incident Summaries:

01.	NOVEMBER 6, 2018	1628 HOURS	ASSAULT			DEPUTY T. KENNEDY	
	DAYSHIFT:	2017 MAIN ST	MIDTOWN	"M"	HC:	1811-00032	
<p>On November 06, 2018, a Tuesday, at approximately 1628 hours, while on patrol in the "Midtown Contract", I was flagged down by a citizen at 2017 Main St. in regard to her being assaulted outside her work place on the 2100 block of Travis St. I was able to identify and question the suspect in which the class A Misdemeanor charge of Assault was accepted by the Harris County DA's office. The said person was placed into custody and transported to the Harris County IPC (1201 Commerce) without incident. The patrol activity type is "PAT=D".</p>							
02.	NOVEMBER 20, 2018	16:40 HOURS	THEFT			DEPUTY T. KENNEDY	
	DAYSHIFT:	2017 MAIN ST	MIDTOWN	"M"	HC:	1811-00105	
<p>On November 20, 2018, a Tuesday, at approximately 1640 hours, while on patrol in the "Midtown Contract", I was dispatched to 4200 San Jacinto St. in regard to a bicycle theft. I was unable to identify the suspect. An incident report was generated and given to the victim. The patrol activity type is "PAT=D".</p>							
03.	NOVEMBER 26, 2018	16:21 HOURS	CRIMINAL MISCHIEF			DEPUTY T. KENNEDY	
	DAYSHIFT:	2017 MAIN ST	MIDTOWN	"M"	HC:	1811-0148	
<p>On November 26, 2018, a Monday, at approximately 1606 hours, while on patrol in the "Midtown Contract", I was viewed a black male damage a female's car while chasing after another black male a 2017 Main St. An incident report and arrest report were generated, and the defendant was transported to the Harris County Jail without incident. The patrol activity type is "PAT=D".</p>							
04.	NOVEMBER 30, 2018	15:30 HOURS	CRIMINAL MISCHIEF			DEPUTY T. KENNEDY	
	DAYSHIFT:	2017 MAIN ST	MIDTOWN	"M"	HC:	1811-00172	
<p>On November 30, 2018, a Friday, at approximately 15:30 hours, while on patrol in the "Midtown Contract", I was flagged down by a citizen in regard to a criminal mischief that occurred at 2017 Main St. No suspects were found but a report was generated. The patrol activity type is "PAT=D".</p>							

Sergeant Odell Haynes

Sergeant Odell Haynes
 Contract Sergeant, Field Operations
 Harris County Constable's Office of Precinct "7"
 713-643-6602 OR 832-788-1013