



MAY WALKER, CONSTABLE
PRECINCT SEVEN
HARRIS COUNTY, TEXAS

MAIN OFFICE
5300 Griggs Road
Houston, Texas 77021
PHONE (713) 643-6602
FAX (713) 643-3401

Date: June 18, 2019

From: Sergeant Odell Haynes
Contract Sergeant, Field Operations
Harris County Constable's Office of Precinct "7"

To: Midtown Management District
Public Safety Committee & Midtown Management Board of Directors

Subject: May Monthly Productivity Analysis Report
Enclosure: **MPAR – May 2019**
Distribution: Executive Command Staff & Board of Directors & Management Company

The purpose of this "**Monthly Productivity Analysis Report**" (M.P.A.R.) is to provide the executive command staff with the appropriate data to analyze the productivity of assigned personnel and their shifts' activities to allow for the validation of individual and divisional performance evaluations. With regard to the specific contents of the report, there are 18 distinctive component parts of this report. These components are enumerated below:

- | | |
|--------------------------------------------|-----------------------------------------------|
| 01. Patrol Activity Details | 10. Traffic Enforcement Report |
| 02. Patrol Activity Analytical Summary | 11. Trends & Percentages of Traffic |
| 03. Patrol Activity Percentages & Trends | 12. Citation & Warning Issuance Review |
| 04. Security Checks Report | 13. Call for Service Report (<i>C.F.S.</i>) |
| 05. Security Checks Percentages & Trends | 14. Trends & Percentages for <i>C.F.S.</i> |
| 06. Crisis Intervention Disposition Report | 15. Overtime Report (service at no Cost) |
| 07. Offense/Incident Generation Report | 16. Reserve Deputy Use (at no Cost) |
| 08. Criminal Arrest Types Report | 17. Incident Summarization |
| 09. Warrant Execution Report | 18. Hotspot Report Data Review |

A cursory analysis of the statistical data from this report should be demonstrative of the quality of performance of this agency in realizing the contractual obligations and the overall achievement of the goals and objectives of this Agency and the Contract Division.

1778 total miles were driven, and the shift responded to **0427** total service calls and conducted **001** crash investigations. The shift issued **02** traffic citations, made **04** arrests and handled **020** enforcement service-related calls.

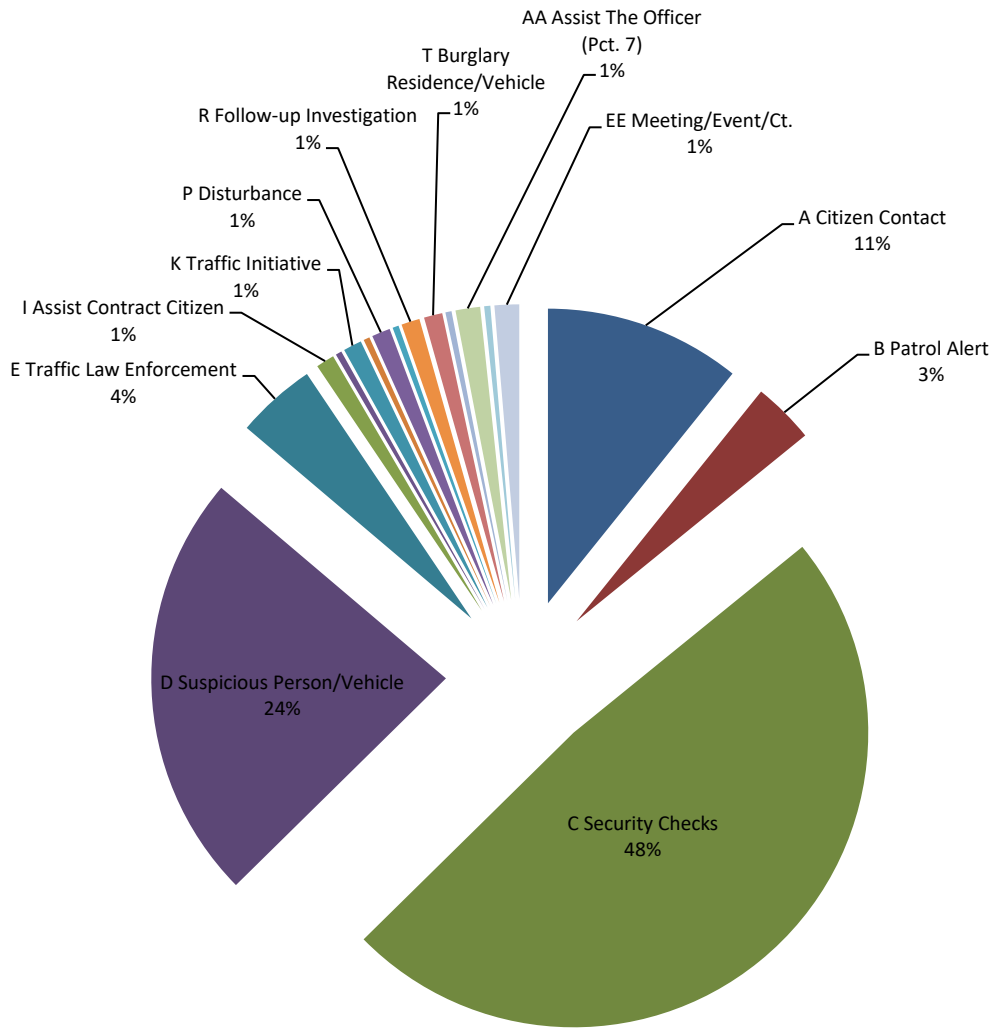
A. Patrol Activity Monthly Total:

0297

*	Patrol Activity Types	87S12	7S14	7S24	7S34	TOT	AVER	%
A	Citizen Contact	0	1	21	10	32	6.4	11%
B	Patrol Alert	0	3	0	7	10	2.0	3%
C	Security Checks	24	71	15	34	144	28.8	48%
D	Suspicious Person/Vehicle	31	8	29	2	70	14.0	24%
E	Traffic Law Enforcement	1	3	5	4	13	2.6	4%
F	Offense/Incident Reports	0	0	0	0	0	0.0	0%
G	Vacation Watch	0	0	0	0	0	0.0	0%
H	Open Door / Window	0	0	0	0	0	0.0	0%
I	Assist Contract Citizen	0	1	2	0	3	0.6	1%
J	Welfare Check / Med.	0	0	1	0	1	0.2	0%
K	Traffic Initiative	2	1	0	0	3	0.6	1%
L	Traffic Hazard	0	1	0	0	1	0.2	0%
M	Animal Humane	0	0	0	0	0	0.0	0%
N	Alarms	0	0	0	0	0	0.0	0%
O	Mental Cases (171)	0	0	0	0	0	0.0	0%
P	Disturbance	1	0	2	0	3	0.6	1%
Q	Criminal Investigation	1	0	0	0	1	0.2	0%
R	Follow-up Investigation	0	1	2	0	3	0.6	1%
S	Criminal Mischief	0	0	0	0	0	0.0	0%
T	Burglary Residence/Vehicle	0	0	3	0	3	0.6	1%
U	Theft / Theft of Business	0	0	0	0	0	0.0	0%
V	Citizen Assaulted	0	0	0	0	0	0.0	0%
W	Robbery of an Individual	0	0	0	0	0	0.0	0%
X	Trespass Warning	0	0	0	0	0	0.0	0%
Y	Major/Minor Crash	1	0	0	0	1	0.2	0%
Z	Child Custody Disputes	0	0	0	0	0	0.0	0%
AA	Assist The Officer (Pct. 7)	0	1	2	1	4	0.8	1%
BB	Runaway Missing Persons	0	0	0	0	0	0.0	0%
CC	Assisted LEA	0	0	0	1	1	0.2	0%
DD	Solicitors	0	0	0	0	0	0.0	0%
EE	Meeting/Event/Ct.	0	2	2	0	4	0.8	1%
*	MONTH TOTALS	61	93	84	59	297	59.4	100%

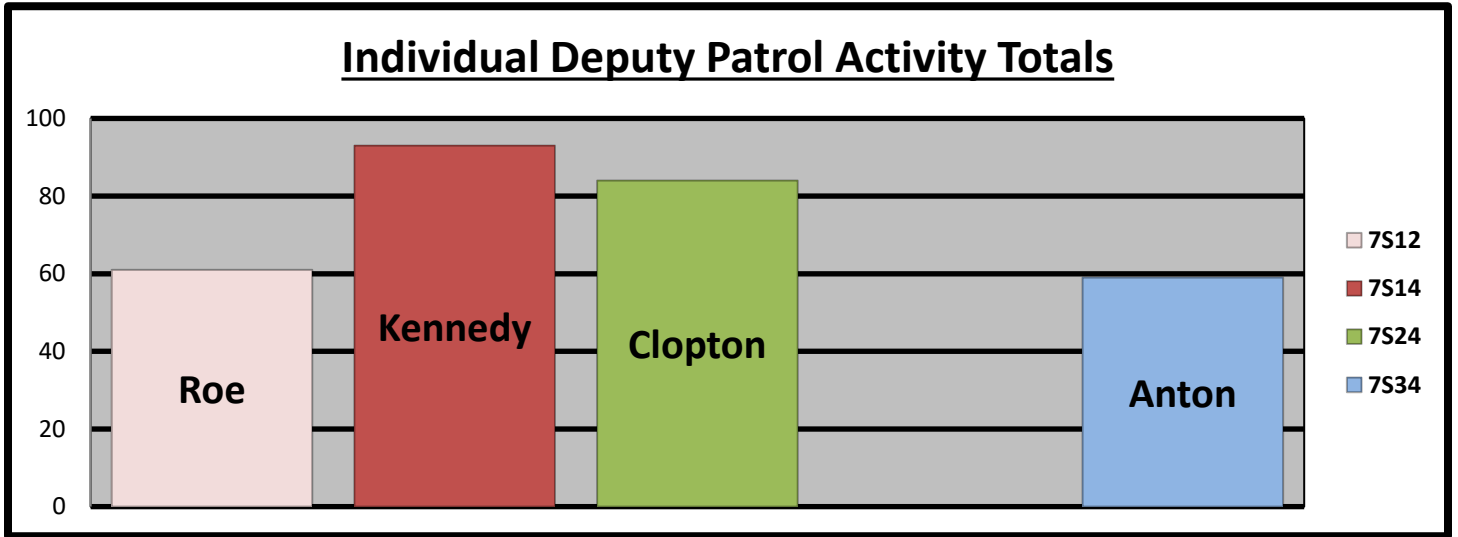
A1. Patrol Activity Percentage:

Percentage of Patrol Activity



- | | | | |
|-------------------------------|------------------------------|----------------------------------|--------------------------------|
| ■ A Citizen Contact | ■ B Patrol Alert | ■ C Security Checks | ■ D Suspicious Person/Vehicle |
| ■ E Traffic Law Enforcement | ■ F Offense/Incident Reports | ■ G Vacation Watch | ■ H Open Door / Window |
| ■ I Assist Contract Citizen | ■ J Welfare Check / Med. | ■ K Traffic Initiative | ■ L Traffic Hazard |
| ■ M Animal Humane | ■ N Alarms | ■ O Mental Cases (171) | ■ P Disturbance |
| ■ Q Criminal Investigation | ■ R Follow-up Investigation | ■ S Criminal Mischief | ■ T Burglary Residence/Vehicle |
| ■ U Theft / Theft of Business | ■ V Citizen Assaulted | ■ W Robbery of an Individual | ■ X Trespass Warning |
| ■ Y Major/Minor Crash | ■ Z Child Custody Disputes | ■ AA Assist The Officer (Pct. 7) | ■ BB Runaway Missing Persons |
| ■ CC Assisted LEA | ■ DD Solicitors | ■ EE Meeting/Event/Ct. | |

B. Patrol Activity by Midtown Management District Personnel:

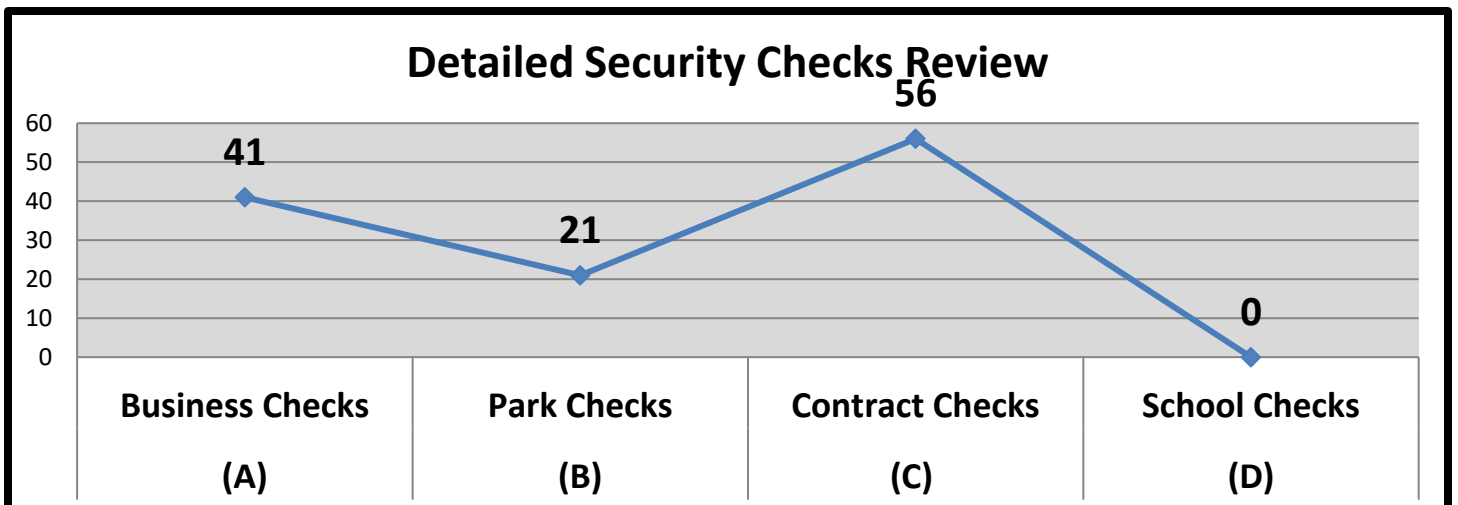


C. Security Checks Monthly Total:

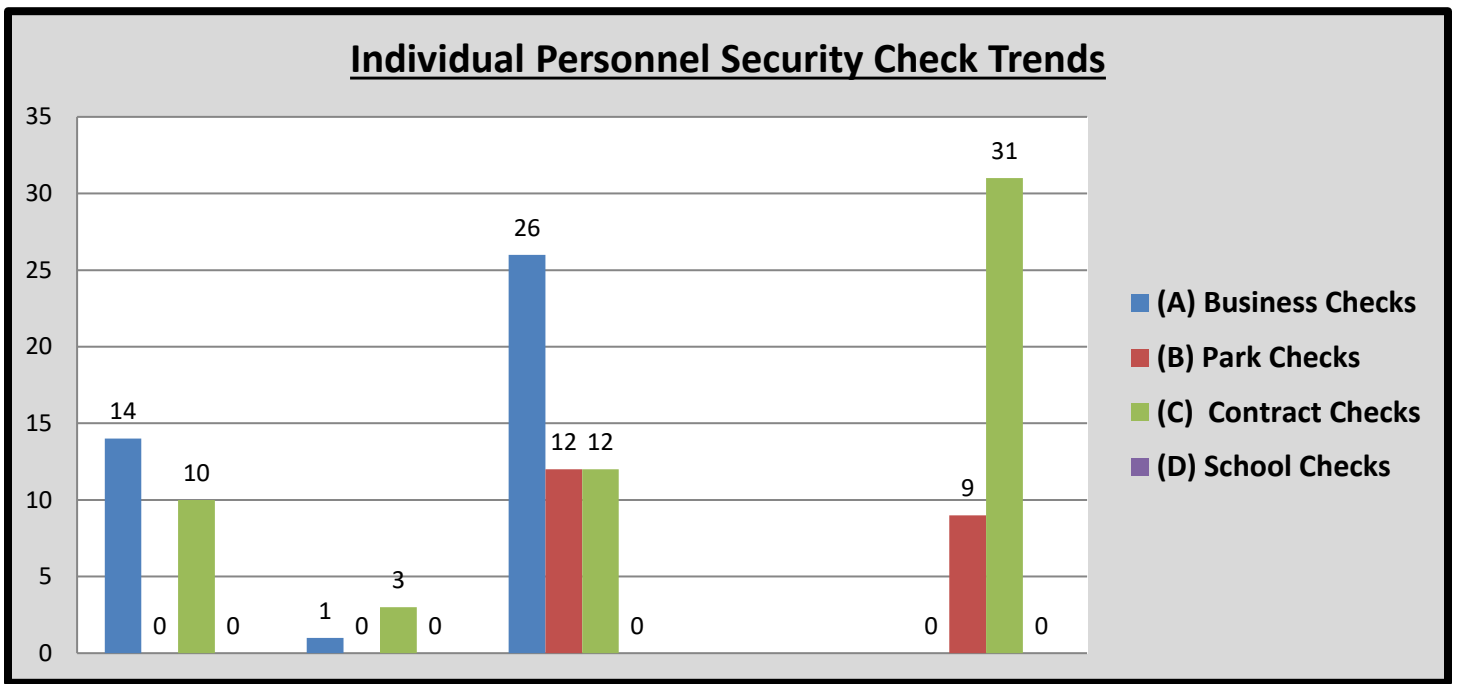
118

*	Security Checks	7S12	7S14	7S24	7S34	TOT	AVER	%
(A)	Business Checks	14	1	26	0	41	8.2	35%
(B)	Park Checks	0	0	12	9	21	4.2	18%
(C)	Contract Checks	10	3	12	31	56	11.2	47%
(D)	School Checks	0	0	0	0	0	0.0	0%
(E)	<i>Totals</i>	24	4	50	40	118	23.6	100%

D. Detailed Security Checks Monthly:



E. Individual Personnel Security Check Trends:



F. CIT/MHO Dispositions Monthly Total:

000

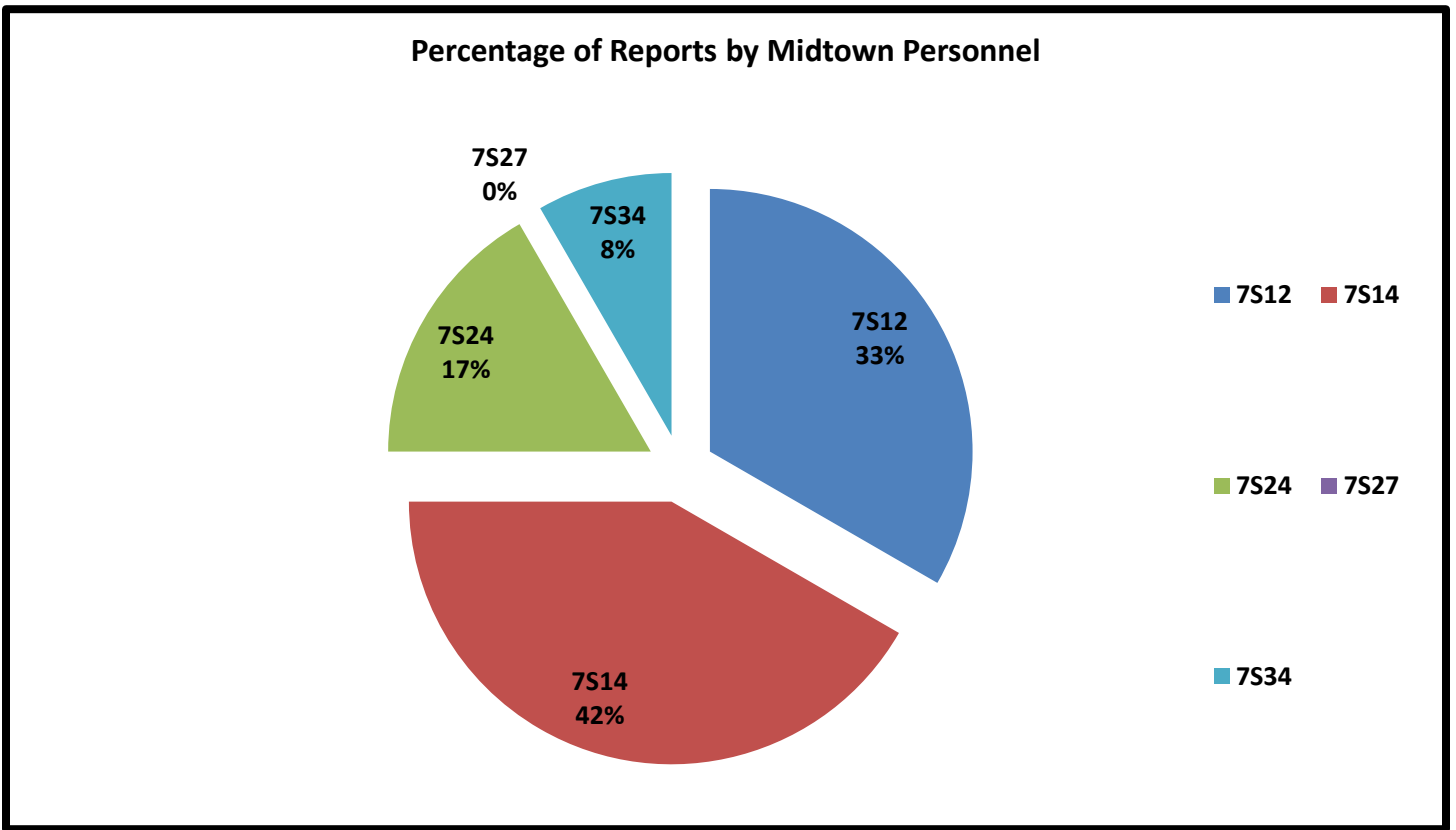
*	C.I.T. Dispositions	87S12	7S14	7S24	7S34	TOT	AVER	%
(A)	CIT/MHO Outside Referral	0	0	0	0	0	0.0	#DIV/0!
(B)	CIT/MHO Transport	0	0	0	0	0	0.0	#DIV/0!
(C)	CIT/MHO CIT Contact	0	0	0	0	0	0.0	#DIV/0!
(D)	CIT/MHO Arrest	0	0	0	0	0	0.0	#DIV/0!
(E)	<i>Totals</i>	0	0	0	0	0	0.0	#DIV/0!

G. Offense/Incident Reports Monthly Total:

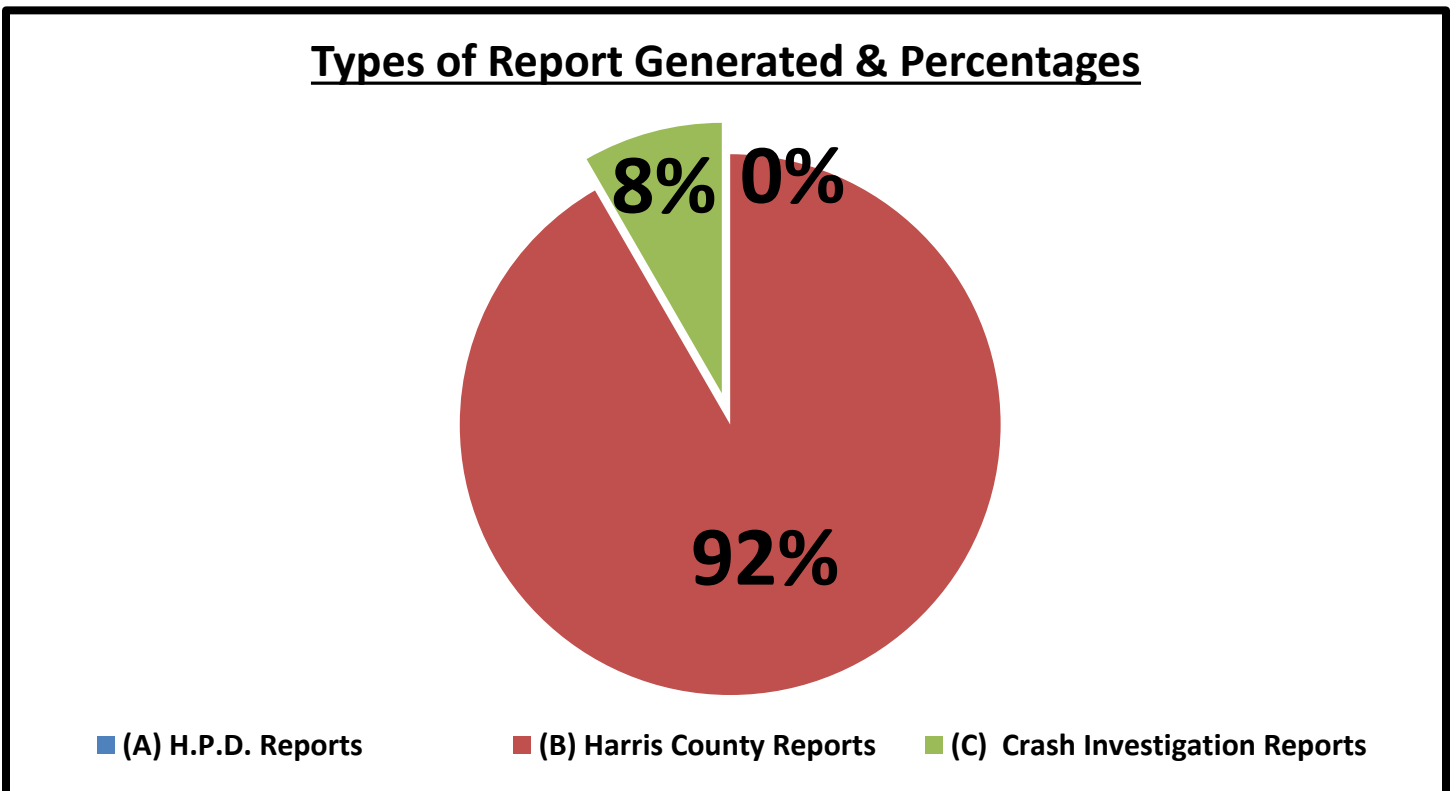
012

*	Offense/Incident Reports	87S12	7S14	7S24	7S34	TOT	AVER	%
(A)	H.P.D. Reports	0	0	0	0	0	0.0	0%
(B)	Harris County Reports	4	4	2	1	11	2.2	92%
(C)	Crash Investigation Reports	0	1	0	0	1	0.2	8%
(D)	<i>Totals</i>	4	5	2	1	12	2.4	100%

H. Report Generation Percentages:



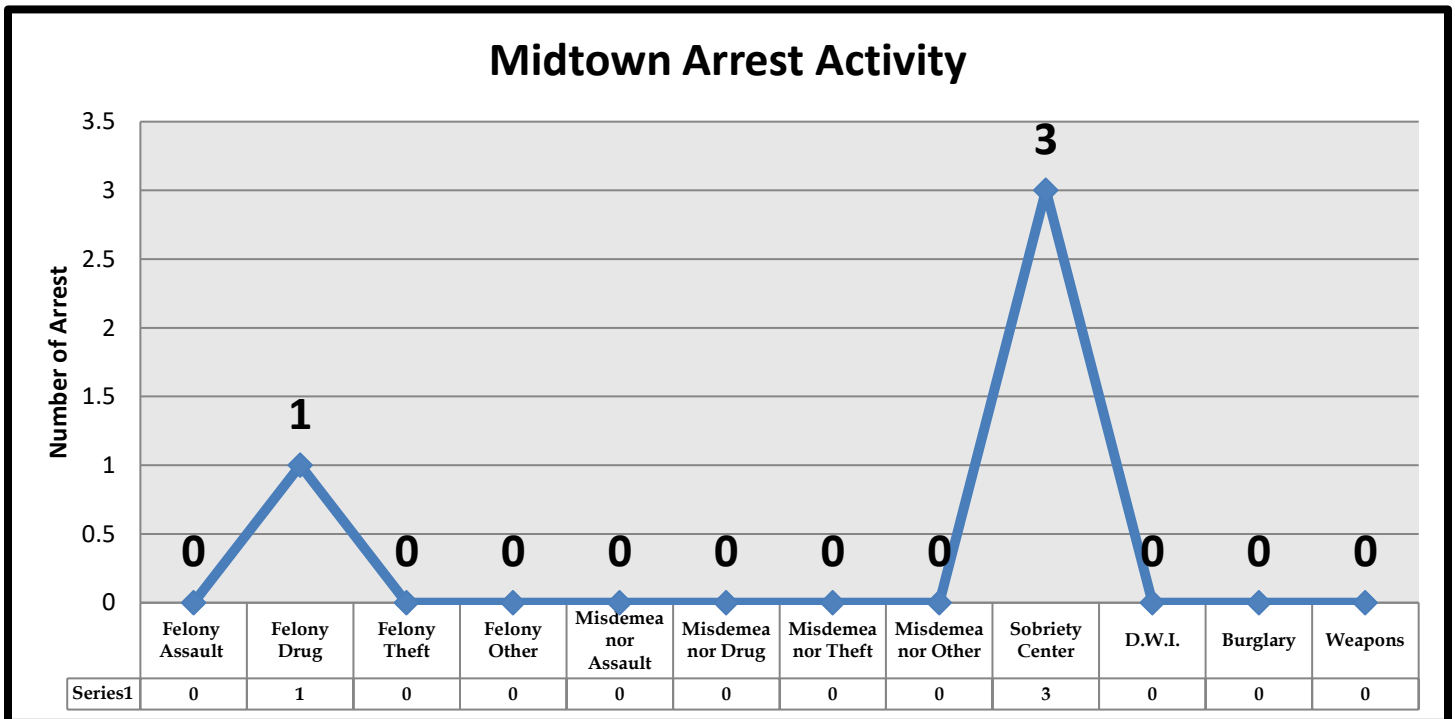
I. Percentages:



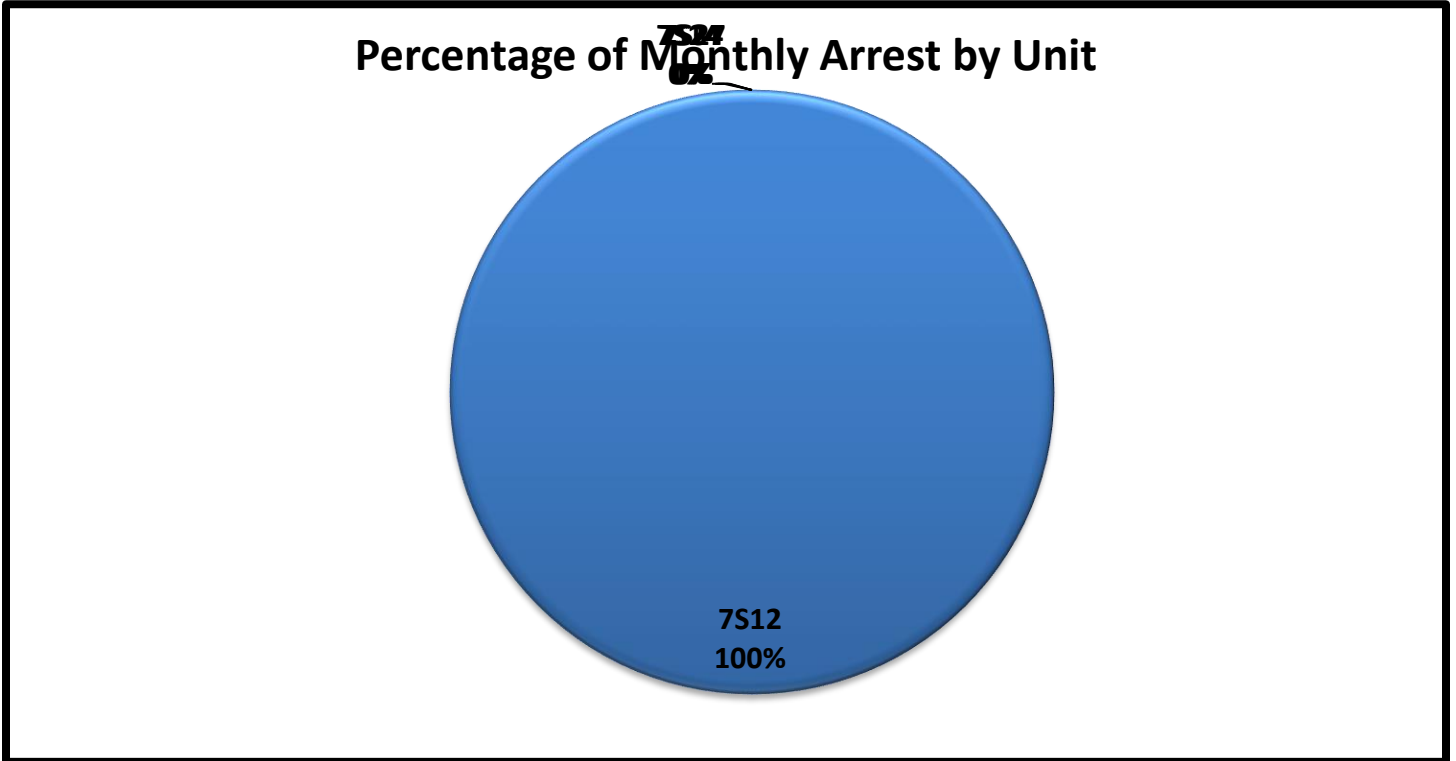
J. Types of Criminal Arrests Monthly Total:

*	Types of Criminal Arrests	87S12	7S14	7S24	7S34	TOT	AVER	%
A	Felony Assault	0	0	0	0	0	0.0	0%
B	Felony Drug	1	0	0	0	1	0.2	25%
C	Felony Theft	0	0	0	0	0	0.0	0%
D	Felony Other	0	0	0	0	0	0.0	0%
E	Misdemeanor Assault	0	0	0	0	0	0.0	0%
F	Misdemeanor Drug	0	0	0	0	0	0.0	0%
G	Misdemeanor Theft	0	0	0	0	0	0.0	0%
H	Misdemeanor Other	0	0	0	0	0	0.0	0%
I	Sobriety Center	3	0	0	0	3	0.6	75%
J	D.W.I.	0	0	0	0	0	0.0	0%
K	Burglary	0	0	0	0	0	0.0	0%
L	Weapons	0	0	0	0	0	0.0	0%
M	Totals	4	0	0	0	4	0.8	100%

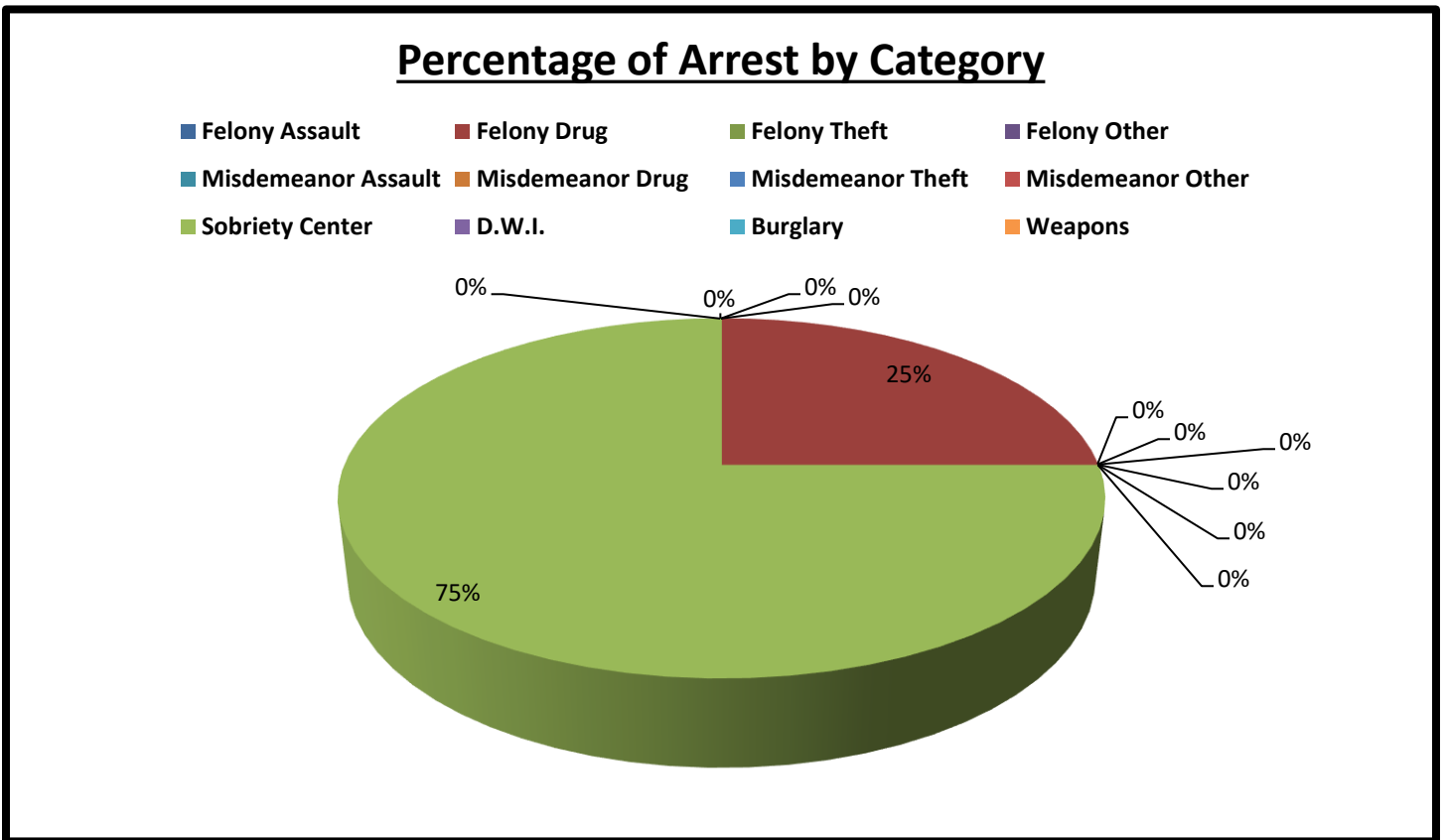
K. Types of Criminal Arrests Monthly Total:



L. Types of Criminal Arrests Monthly Total:



M. Types of Criminal Arrests Monthly Total:



N. Executed Warrant Monthly Total:

000

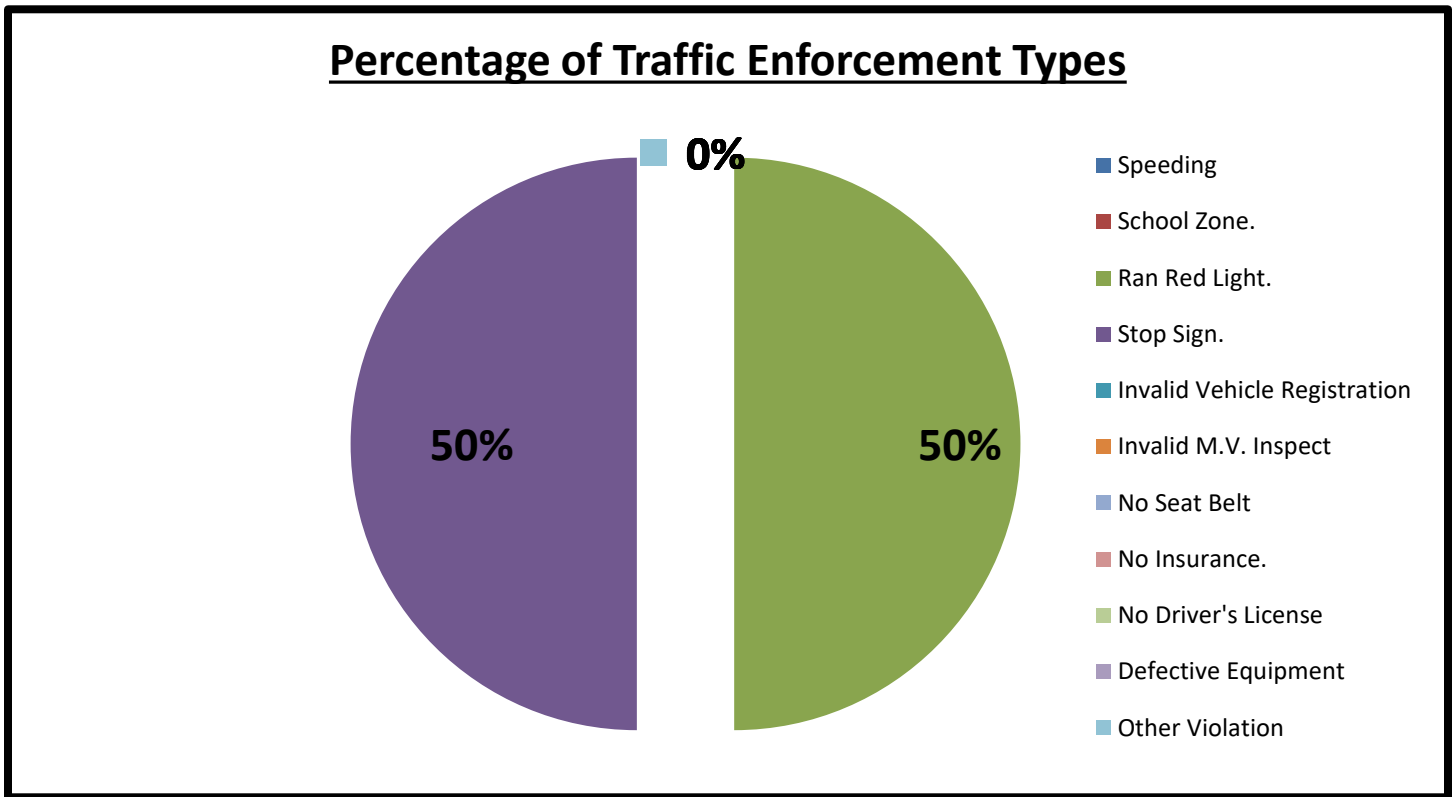
*	Executed Warrants	87S12	7S14	7S24	7S34	TOT	AVER	%
(A)	Felony Warrants	0	0	0	0	0	0.0	#DIV/0!
(B)	Misdemeanor Warrants	0	0	0	0	0	0.0	#DIV/0!
(C)	Totals	0	0	0	0	0	0.0	#DIV/0!

O. Traffic Law Enforcement Total:

016

*	Traffic Enforcement	7S12	7S14	7S24	7S34	TOT	AVER	%
A	Speeding	0	0	0	0	0	0.0	0%
B	School Zone.	0	0	0	0	0	0.0	0%
C	Ran Red Light.	1	0	0	0	1	0.2	50%
D	Stop Sign.	1	0	0	0	1	0.2	50%
E	Invalid Vehicle Registration	0	0	0	0	0	0.0	0%
F	Invalid M.V. Inspect	0	0	0	0	0	0.0	0%
G	No Seat Belt	0	0	0	0	0	0.0	0%
H	No Insurance.	0	0	0	0	0	0.0	0%
I	No Driver's License	0	0	0	0	0	0.0	0%
J	Defective Equipment	0	0	0	0	0	0.0	0%
K	Other Violation	0	0	0	0	0	0.0	0%
L	Written Warnings	0	0	0	0	0	0.0	0%
M	Verbal Warning	2	3	5	4	14	2.8	100%
N	Citation	2	0	0	0	2	0.4	13%
O	Total Violations	4	3	5	4	16	3.2	100%

P. Traffic Law Enforcement Total:



Q. Citations vs. Warnings Monthly Total:

016

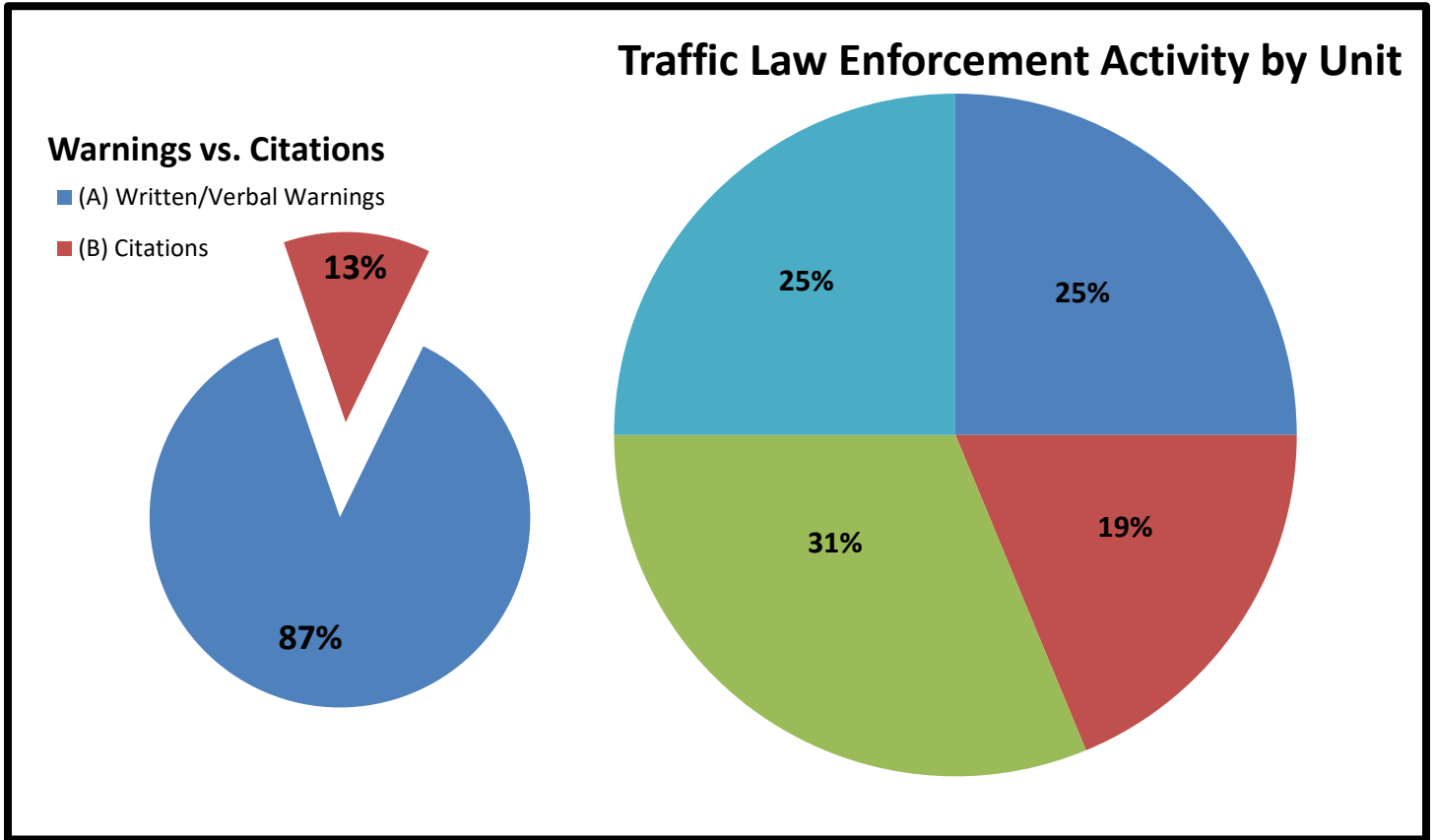
*	Warnings vs. Citations	7S12	7S14	7S24	7S34	TOT	AVER	%
(A)	Written/Verbal Warnings	2	3	5	4	14	2.8	88%
(B)	Citations	2	0	0	0	2	0.4	13%
(C)	<i>Totals</i>	4	3	5	4	16	3.2	100%

R. Sources of Calls for Service Monthly Total:

0296

Sources of Calls for Service	7S12	7S14	7S24	7S34	TOT	AVER	%
On View	0	80	10	0	90	18.0	30%
Dispatched	3	7	20	1	31	6.2	10%
Self-Initiated	57	6	54	58	175	35.0	59%
<i>Totals</i>	60	93	84	59	296	59.2	100%

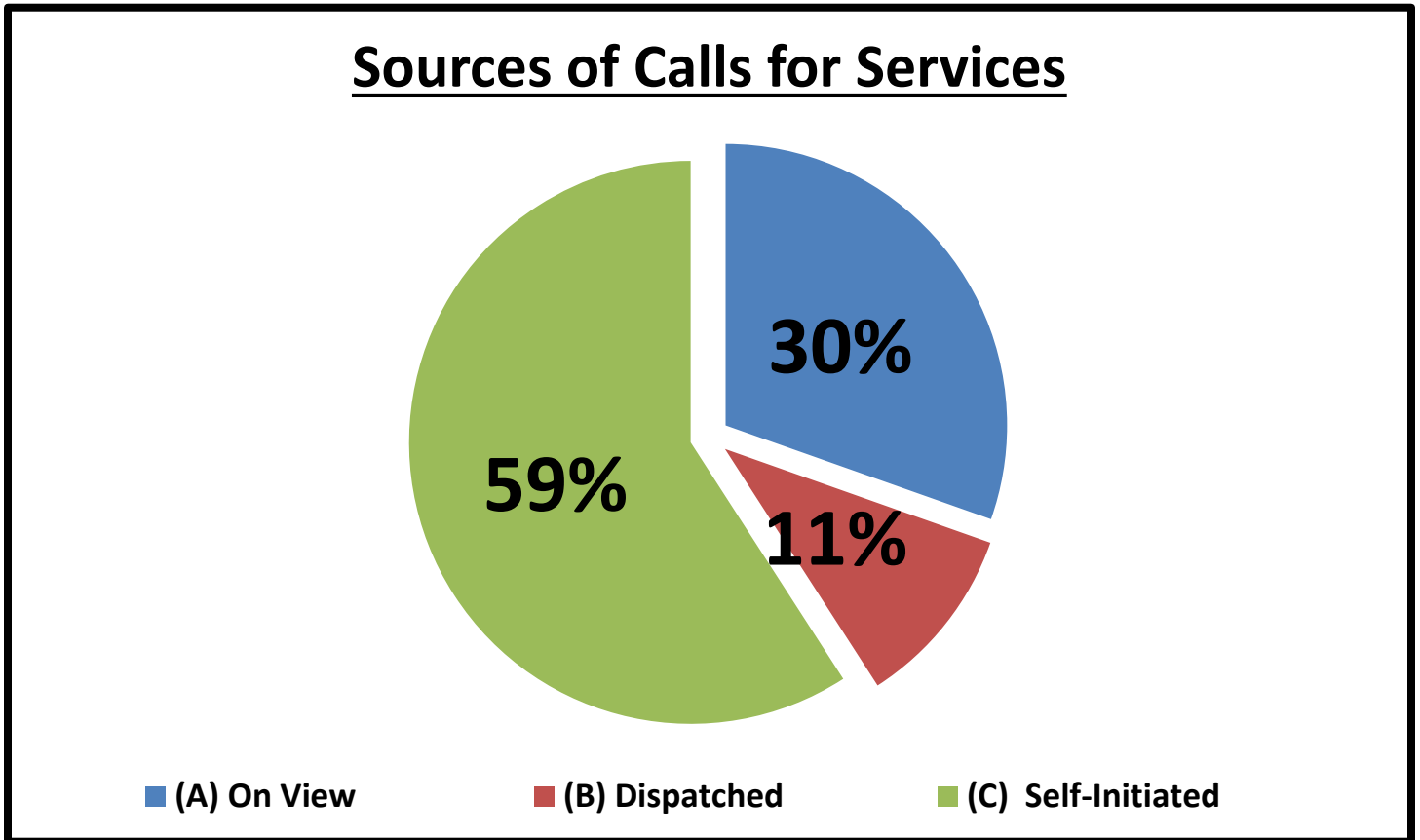
S. Traffic Law Enforcement Activity Percentages:



T. Sources of Calls for Service Percentages:

*	Sources of Calls for Service	87S12	7S14	7S24	7S34	TOT	AVER
(A)	On View	0%	86%	12%	0%	30%	N/A
(B)	Dispatched	5%	8%	24%	2%	10%	N/A
(C)	Self-Initiated	95%	6%	64%	98%	59%	N/A
(D)	Totals	100%	100%	100%	100%	100%	N/A

U. Sources of Calls for Service Percentages:



V. Free Reserve Personnel Time Utilized in Contract Monthly Total: 000

*	Free Reserve Personnel Time	87S12	7S14	7S24	7S34		TOT	AVER	%
(A)	Totals	0	0	0	0		0	0.0	#DIV/0!

W. Mileage Total:

1778

*	Mileage	87S12	7S14	7S24	7S34		TOT	AVER	%
(A)	Totals	362	716	418	282		1778	355.6	599%

X. Incident Summaries:

01.	MAY 14, 2019	1100 HOURS	PUBLIC INTOXICATION	DEPUTY T. ROE
	DAY SHIFT:	1500 STUART	MIDTOWN	“M”
			HC:	1905-00010
<p>On May 14, 2019, a Tuesday, at 1100 hours, while on patrol in the “Midtown Contract”, Deputy T. Roe was performing routine patrol and law enforcement services when I (Deputy T. Roe) was dispatched to the listed location and observed a male sleeping with his keys in the passenger side seat. After further investigations one male was taken into custody for public intoxication. One report was completed for a burglary of a motorized vehicle. The patrol activity type is “PAT=D”.</p>				

02.	MAY 14, 2019	1300 HOURS	PUBLIC INTOXICATION	DEPUTY T. ROE
	DAY SHIFT	2111 FANNIN	MIDTOWN	“M”
			HC:	1905-00111
<p>On May 14, 2019, a Tuesday, at approximately 1300 hours, while on patrol in the “Midtown Contract”, was performing routine patrol and law enforcement services when I (Deputy T. Roe) observed a male sleeping on a bus stop, salivating from the mouth. After further investigations it was determined that the suspect committed public intoxication. One male was transported to the Sobriety Center by the PITT Team. The patrol activity type is “PAT=D”.</p>				

03.	MAY 14, 2019	1100 HOURS	PUBLIC INTOXICATION	DEPUTY T. ROE
	DAY SHIFT	2200 FANNIN	MIDTOWN	“M”
			HC:	1905-00178
<p>On May 14, 2019, a Tuesday, at approximately 1300 hours, while on patrol in the “Midtown Contract”, was performing routine patrol and law enforcement services when I (Deputy T. Roe) observed a male sleeping on a bus stop, salivating from the mouth. After further investigations it was determined that the suspect committed public intoxication. One male was transported to the Sobriety Center by the PITT Team. The patrol activity type is “PAT=D”.</p>				

04.	MAY 15, 2019	1900 HOURS	STOLEN RECOVERY	DEPUTY A. CLOPTON
	EVENINGSHIFT:	2200 FANNIN STREET	MIDTOWN	“F”
			HC:	1905-00118
<p>On May 15, 2019, a Wednesday, at approximately 1903 hours, while on patrol in the “Midtown Contract”, Deputy A. Clopton was performing routine patrol and law enforcement services when I (Deputy A. Clopton) was dispatched to the listed location in reference to abandoned vehicle. During the course of the investigation, the vehicle was found to be stolen. A report was generated. The patrol activity type is “PAT=D”.</p>				

05.	MAY 17, 2019	1500 HOURS	AGG ASSAULT W/DEADLY	DEPUTY T. KENNEDY
	DAYSHIFT:	1000 MCGOWEN	MIDTOWN	“F”
			HC:	1905-00126
<p>On 17 May, 2019, a Friday, at approximately 1506 hours, while on patrol in the “Midtown Contract”, I was dispatched to the listed location in regards to a black male tapping on the glass of the business with a knife. The said person was gone on arrival. Report Generated. The patrol activity type is “PAT=D”.</p>				

06.	MAY 17, 2019	2300 HOURS	BURGLARY MOTOR VEHICLE		DEPUTY N. ANTON	
	NIGHTSHIFT:	2800 CAROLINE	MIDTOWN	"M"	HC:	1905-00136
<p>On May 17, 2019, a Friday, at approximately 2351 hours, while on patrol in the "Midtown Contract", Deputy N. Anton was performing routine patrol and law enforcement services when I (Deputy N. Anton) was dispatched to the listed location in reference to motor vehicle. Upon arrival, I met with Complainant in reference to this incident. A report was generated. The patrol activity type is "PAT=T".</p>						

07.	MAY 24, 2019	1100 HOURS	SUPPLEMENT REPORT		DEPUTY T. KENNEDY	
	DAYSHIFT:	900 HADLEY	MIDTOWN	"N/A"	HC:	1905-00180
<p>On 26 May,2019, a Friday, at approximately 1100 hours, while on patrol in the "Midtown Contract", I took part in an initiative where 6 individuals were cited, and one was arrested. Supplement report was generated. The patrol activity type is "PAT=D".</p>						

08.	MAY 18, 2019	1300 HOURS	MINOR ACCIDENT		DEPUTY T. KENNEDY	
	DAYSHIFT:	300 ANITA	MIDTOWN	"N/A"	HC:	1905-00123
<p>On 18 May,2019, a Saturday, at approximately 1331 hours, while on patrol in the "Midtown Contract", I was dispatched to the listed location in regards to a minor accident where the valet service was at fault. Report generated. The patrol activity type is "PAT=D".</p>						

09.	MAY 19, 2019	2100 HOURS	FOUND PROPERTY		DEPUTY A. CLOPTON	
	EVENINGSHIFT:	1700 JACKSON	MIDTOWN	"N/A"	HC:	1905-00144
<p>On May 19, 2019, a Sunday, at approximately 2150 hours, while on patrol in the "Midtown Contract", Deputy A. Clopton was performing routine patrol and law enforcement services when I (Deputy A. Clopton) was dispatched to the listed location in reference to found property. During the course of the investigation, Deputy was able to find the owner of the found property. A report was generated. The patrol activity type is "PAT=A".</p>						

10.	MAY 24, 2019	1300 HOURS	NARCOTIC ARREST-PCS		DEPUTY T. ROE	
	DAY SHIFT	1000 HADLEY	MIDTOWN	"F"	HC:	1905-00180
<p>On May 24, 2019, Friday, at approximately 1330 hours, while on patrol in the "Midtown Contract", Deputy T. Roe was performing routine patrol and law enforcement services when I (Deputy T.Roe) observed a large group of individuals on a sidewalk area. After further investigations one male was found to be in possession of crack/cocaine and a pipe. One male was taken into custody at this time. "PAT=D".</p>						

11.	MAY 26, 2019	1300 HOURS	BURGLARY MOTOR VEHICLE		DEPUTY T. KENNEDY	
	DAYSHIFT:	2200 FANNIN STREET	MIDTOWN	"M"	HPD :	1905-00203
<p>On 26 May, 2019, a Sunday, at approximately 1305 hours, while on patrol in the "Midtown Contract", I was dispatched to the listed location in regards to a Burglary of a motor vehicle. The Suspect was gone 15 minutes prior to my arrival. BMV report generated. The patrol activity type is "PAT=D".</p>						

12.	MAY 31, 2019	1700 HOURS	THEFT			DEPUTY T. KENNEDY	
	DAYSHIFT:	2100 LOUISIANA	MIDTOWN	"M"	HC:	1905-00252	
	On 31 May, 2019, a Friday, at approximately 1710 hours, while on patrol in the "Midtown Contract", I was dispatched to the listed location in regards to a theft of a vehicle which occurred around 10:45 am. Theft Report generated. The patrol activity type is "PAT=D".						

Sergeant Odell Haynes

Sergeant Odell Haynes
Contract Sergeant, Field Operations
Harris County Constable's Office of Precinct "7"
713-643-6602 OR 832-788-1013