



MAY WALKER, CONSTABLE
PRECINCT SEVEN
HARRIS COUNTY, TEXAS

MAIN OFFICE
5300 Griggs Road
Houston, Texas 77021
PHONE (713) 643-6602
FAX (713) 643-3401

Date: July 11, 2018

From: Sergeant Odell Haynes
Contract Sergeant, Field Operations
Harris County Constable's Office of Precinct "7"

To: Midtown Management District
Public Safety Committee & Midtown Management Board of Directors

Subject: June Monthly Productivity Analysis Report
Enclosure: **MPAR – June 2018**
Distribution: Executive Command Staff & Board of Directors & Management Company

The purpose of this "**Monthly Productivity Analysis Report**" (M.P.A.R.) is to provide the executive command staff with the appropriate data to analyze the productivity of assigned personnel and their shifts' activities to allow for the validation of individual and divisional performance evaluations. With regard to the specific contents of the report, there are 18 distinctive component parts of this report. These components are enumerated below:

- | | |
|--|---|
| 01. Patrol Activity Details | 10. Traffic Enforcement Report |
| 02. Patrol Activity Analytical Summary | 11. Trends & Percentages of Traffic |
| 03. Patrol Activity Percentages & Trends | 12. Citation & Warning Issuance Review |
| 04. Security Checks Report | 13. Call for Service Report (<i>C.F.S.</i>) |
| 05. Security Checks Percentages & Trends | 14. Trends & Percentages for <i>C.F.S.</i> |
| 06. Crisis Intervention Disposition Report | 15. Overtime Report (service at no Cost) |
| 07. Offense/Incident Generation Report | 16. Reserve Deputy Use (at no Cost) |
| 08. Criminal Arrest Types Report | 17. Incident Summarization |
| 09. Warrant Execution Report | 18. Hotspot Report Data Review |

A cursory analysis of the statistical data from this report should be demonstrative of the quality of performance of this agency in realizing the contractual obligations and the overall achievement of the goals and objectives of this Agency and the Contract Division.

1092 total miles were driven and the shift responded to **0503** total service calls and conducted **000** crash investigations. The shift issued **02** traffic citations, made **12** arrests and handled **017** enforcement service related calls.

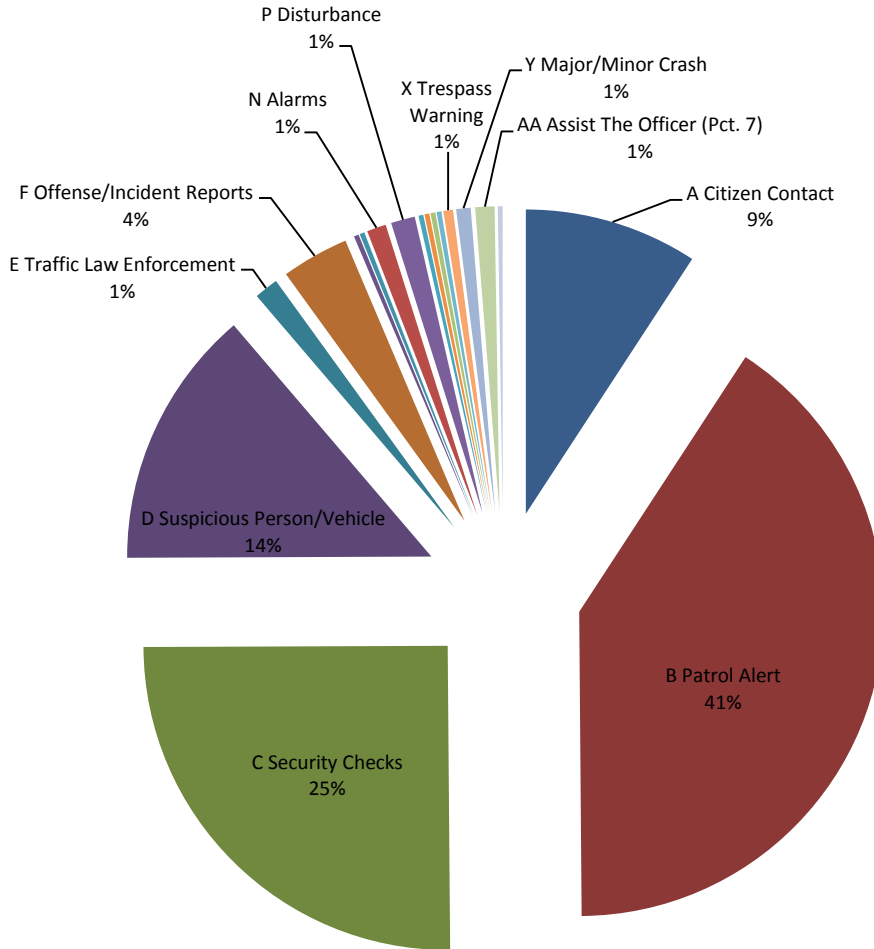
A. Patrol Activity Monthly Total:

0391

*	Patrol Activity Types	87S12	7S14	7S24	7S34	TOT	AVER	%
A	Citizen Contact	5	0	14	17	36	7.2	9%
B	Patrol Alert	1	1	0	157	159	31.8	41%
C	Security Checks	23	4	14	57	98	19.6	25%
D	Suspicious Person/Vehicle	25	8	17	4	54	10.8	14%
E	Traffic Law Enforcement	0	3	1	1	5	1.0	1%
F	Offense/Incident Reports	6	4	1	3	14	2.8	4%
G	Vacation Watch	0	0	0	0	0	0.0	0%
H	Open Door / Window	0	0	0	0	0	0.0	0%
I	Assist Contract Citizen	0	0	0	0	0	0.0	0%
J	Welfare Check / Med.	0	1	0	0	1	0.2	0%
K	Traffic Initiative	1	0	0	0	1	0.2	0%
L	Traffic Hazard	0	0	0	0	0	0.0	0%
M	Animal Humane	0	0	0	0	0	0.0	0%
N	Alarms	1	0	3	0	4	0.8	1%
O	Mental Cases (171)	0	0	0	0	0	0.0	0%
P	Disturbance	0	1	3	1	5	1.0	1%
Q	Criminal Investigation	0	0	0	1	1	0.2	0%
R	Follow-up Investigation	1	0	0	0	1	0.2	0%
S	Criminal Mischief	0	0	0	0	0	0.0	0%
T	Burglary Residence/Vehicle	0	0	0	1	1	0.2	0%
U	Theft / Theft of Business	0	0	0	0	0	0.0	0%
V	Citizen Assaulted	0	0	0	0	0	0.0	0%
W	Robbery of an Individual	0	1	0	0	1	0.2	0%
X	Trespass Warning	0	2	0	0	2	0.4	1%
Y	Major/Minor Crash	0	2	1	0	3	0.6	1%
Z	Child Custody Disputes	0	0	0	0	0	0.0	0%
AA	Assist The Officer (Pct. 7)	0	2	2	0	4	0.8	1%
BB	Runaway Missing Persons	0	0	0	0	0	0.0	0%
CC	Assisted LEA	0	0	0	0	0	0.0	0%
DD	Solicitors	0	0	0	0	0	0.0	0%
EE	Meeting/Event/Ct.	0	0	1	0	1	0.2	0%
*	MONTH TOTALS	63	29	57	242	391	78.2	100%

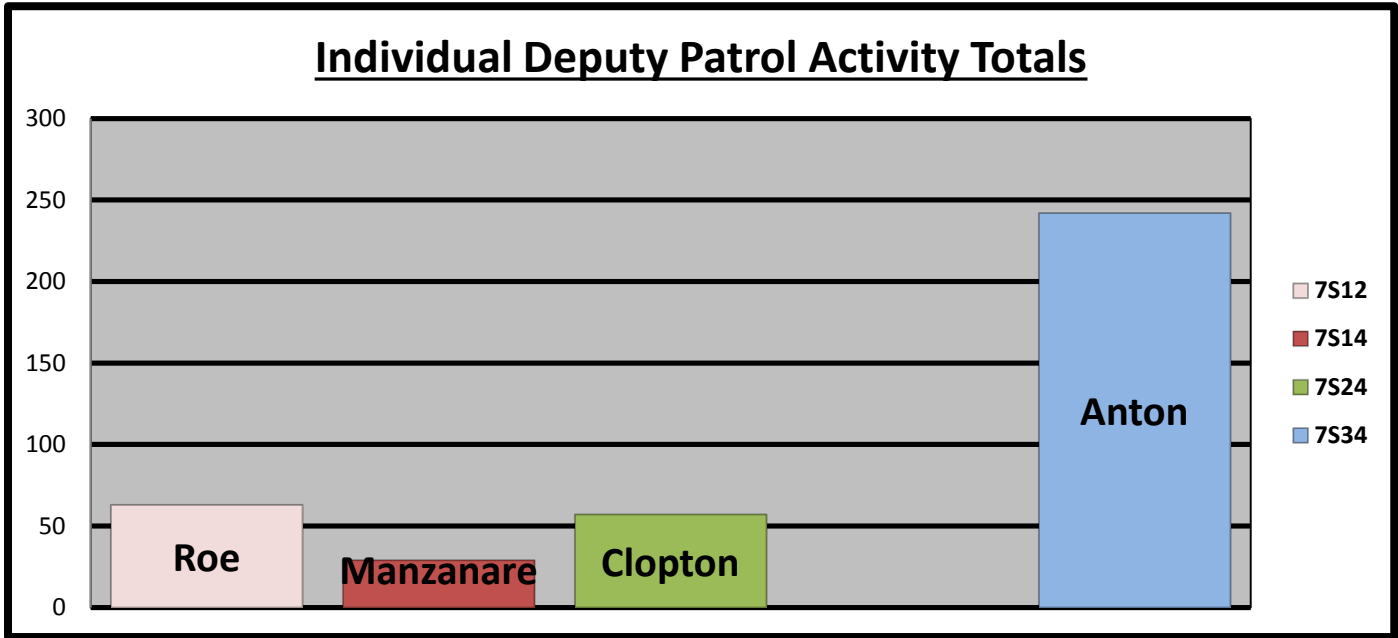
A1. Patrol Activity Percentage:

Percentage of Patrol Activity



- | | | | |
|-------------------------------|------------------------------|----------------------------------|--------------------------------|
| ■ A Citizen Contact | ■ B Patrol Alert | ■ C Security Checks | ■ D Suspicious Person/Vehicle |
| ■ E Traffic Law Enforcement | ■ F Offense/Incident Reports | ■ G Vacation Watch | ■ H Open Door / Window |
| ■ I Assist Contract Citizen | ■ J Welfare Check / Med. | ■ K Traffic Initiative | ■ L Traffic Hazard |
| ■ M Animal Humane | ■ N Alarms | ■ O Mental Cases (171) | ■ P Disturbance |
| ■ Q Criminal Investigation | ■ R Follow-up Investigation | ■ S Criminal Mischief | ■ T Burglary Residence/Vehicle |
| ■ U Theft / Theft of Business | ■ V Citizen Assaulted | ■ W Robbery of an Individual | ■ X Trespass Warning |
| ■ Y Major/Minor Crash | ■ Z Child Custody Disputes | ■ AA Assist The Officer (Pct. 7) | ■ BB Runaway Missing Persons |
| ■ CC Assisted LEA | ■ DD Solicitors | ■ EE Meeting/Event/Ct. | |

B. Patrol Activity by Midtown Management District Personnel:

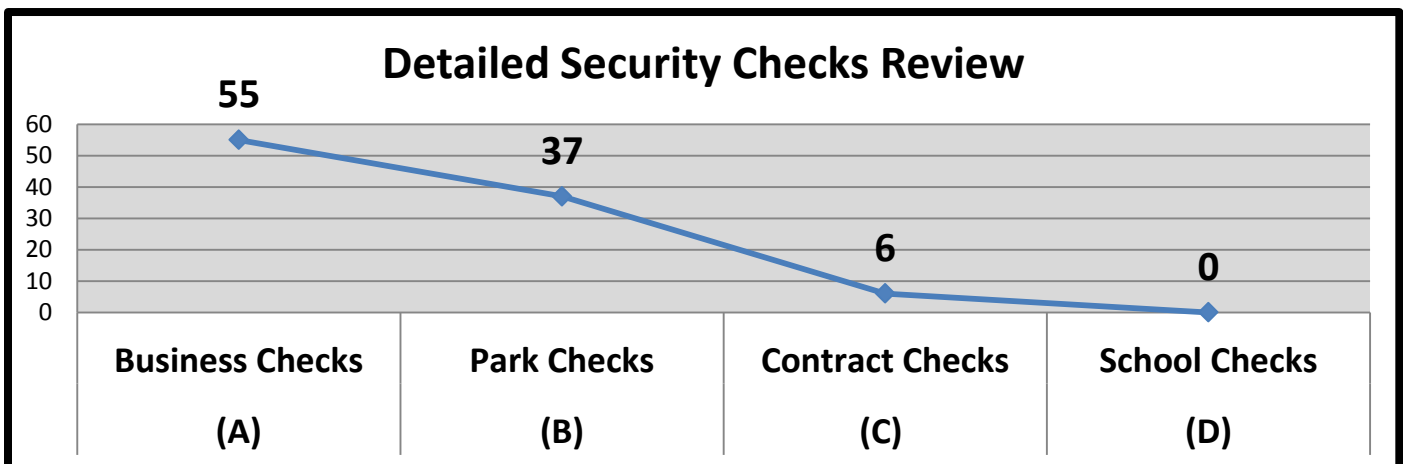


C. Security Checks Monthly Total:

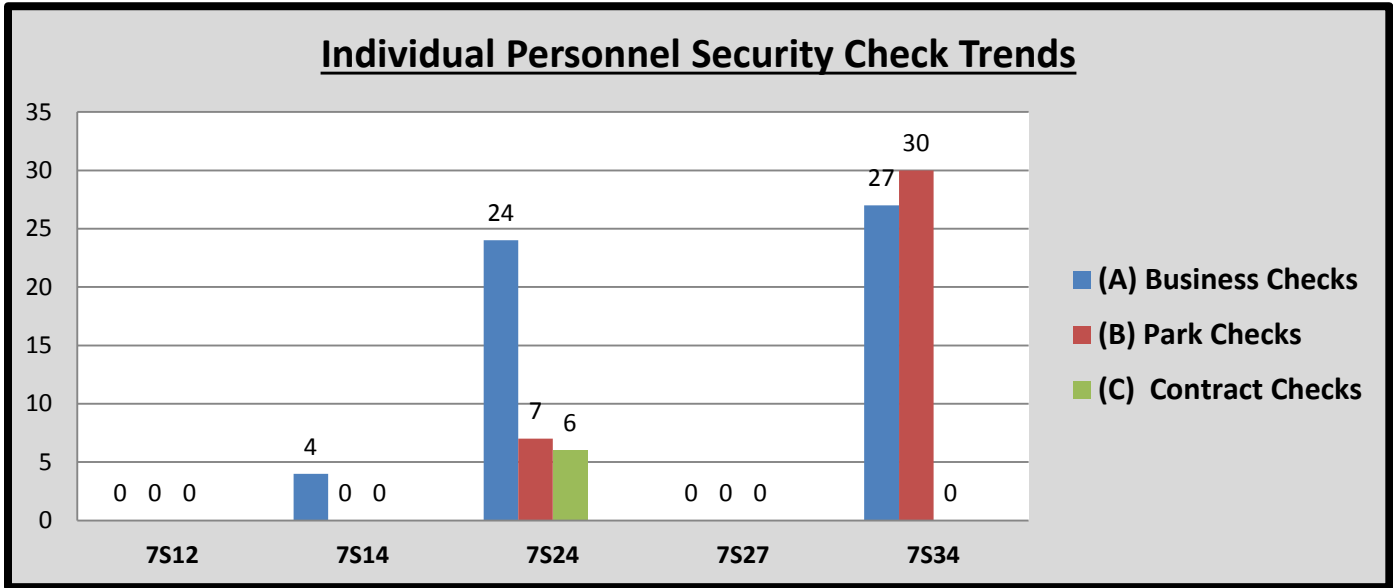
098

*	Security Checks	87S12	7S14	7S24	7S34	TOT	AVER	%
(A)	Business Checks	0	4	24	27	55	11.0	56%
(B)	Park Checks	0	0	7	30	37	7.4	38%
(C)	Contract Checks	0	0	6	0	6	1.2	6%
(D)	School Checks	0	0	0	0	0	0.0	0%
(E)	<i>Totals</i>	0	4	37	57	98	19.6	100%

D. Detailed Security Checks Monthly:



E. Individual Personnel Security Check Trends:



F. CIT/MHO Dispositions Monthly Total:

000

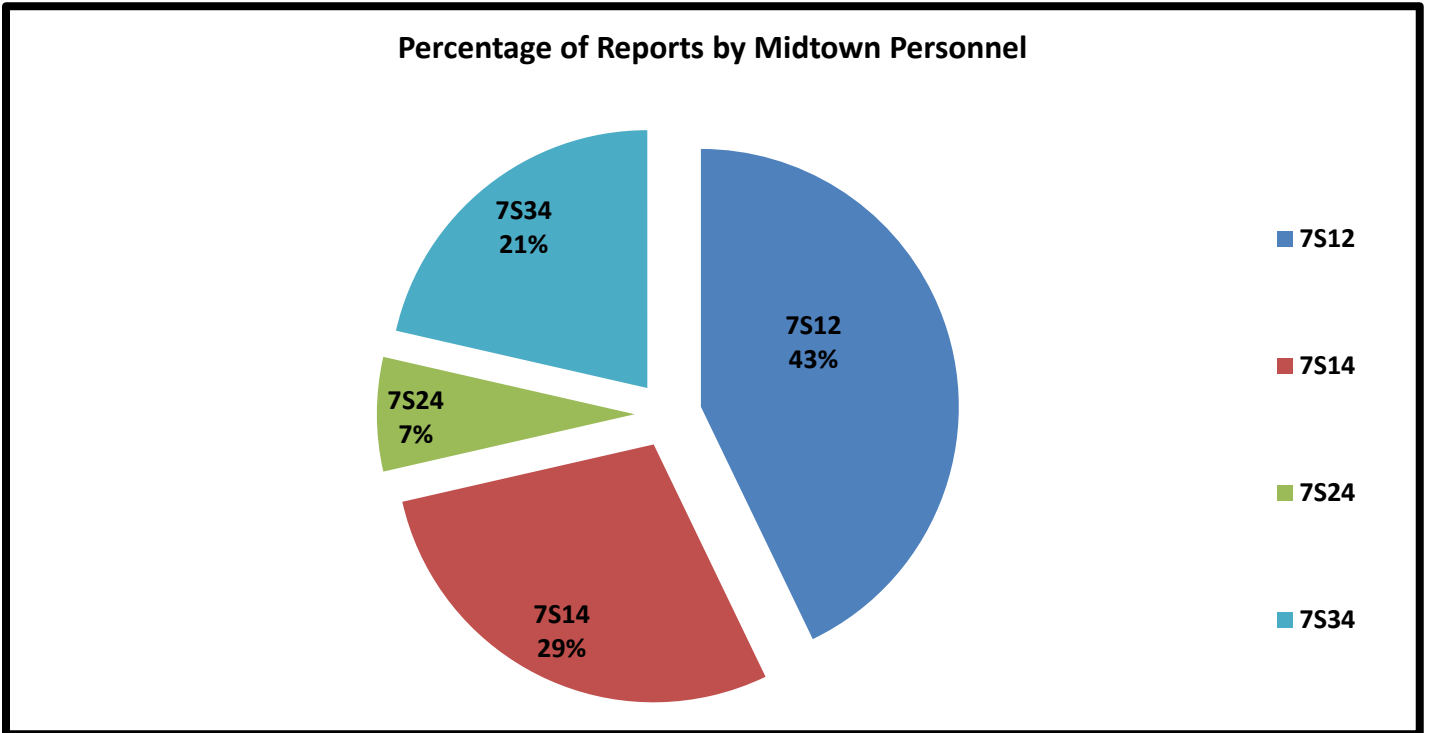
*	<i>C.I.T. Dispositions</i>	87S12	7S14	7S24	7S34	TOT	AVER	%
(A)	CIT/MHO Outside Referral	0	0	0	0	0	0.0	#DIV/0!
(B)	CIT/MHO Transport	0	0	0	0	0	0.0	#DIV/0!
(C)	CIT/MHO CIT Contact	0	0	0	0	0	0.0	#DIV/0!
(D)	CIT/MHO Arrest	0	0	0	0	0	0.0	#DIV/0!
(E)	<i>Totals</i>	0	0	0	0	0	0.0	#DIV/0!

G. Offense/Incident Reports Monthly Total:

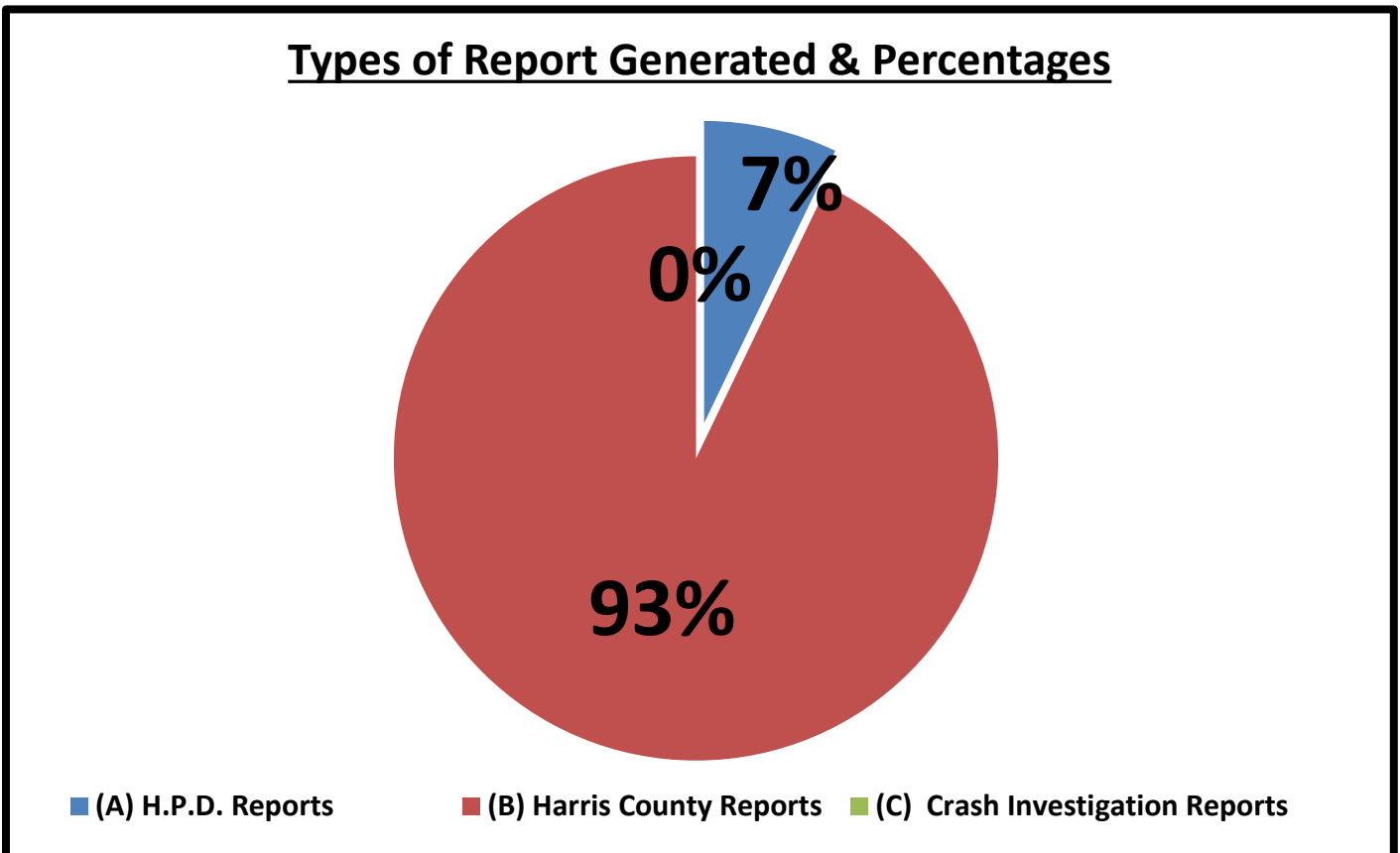
014

*	<i>Offense/Incident Reports</i>	87S12	7S14	7S24	7S34	TOT	AVER	%
(A)	H.P.D. Reports	0	0	0	1	1	0.2	7%
(B)	Harris County Reports	6	4	1	2	13	2.6	93%
(C)	Crash Investigation Reports	0	0	0	0	0	0.0	0%
(D)	<i>Totals</i>	6	4	1	3	14	2.8	100%

H. Report Generation Percentages:



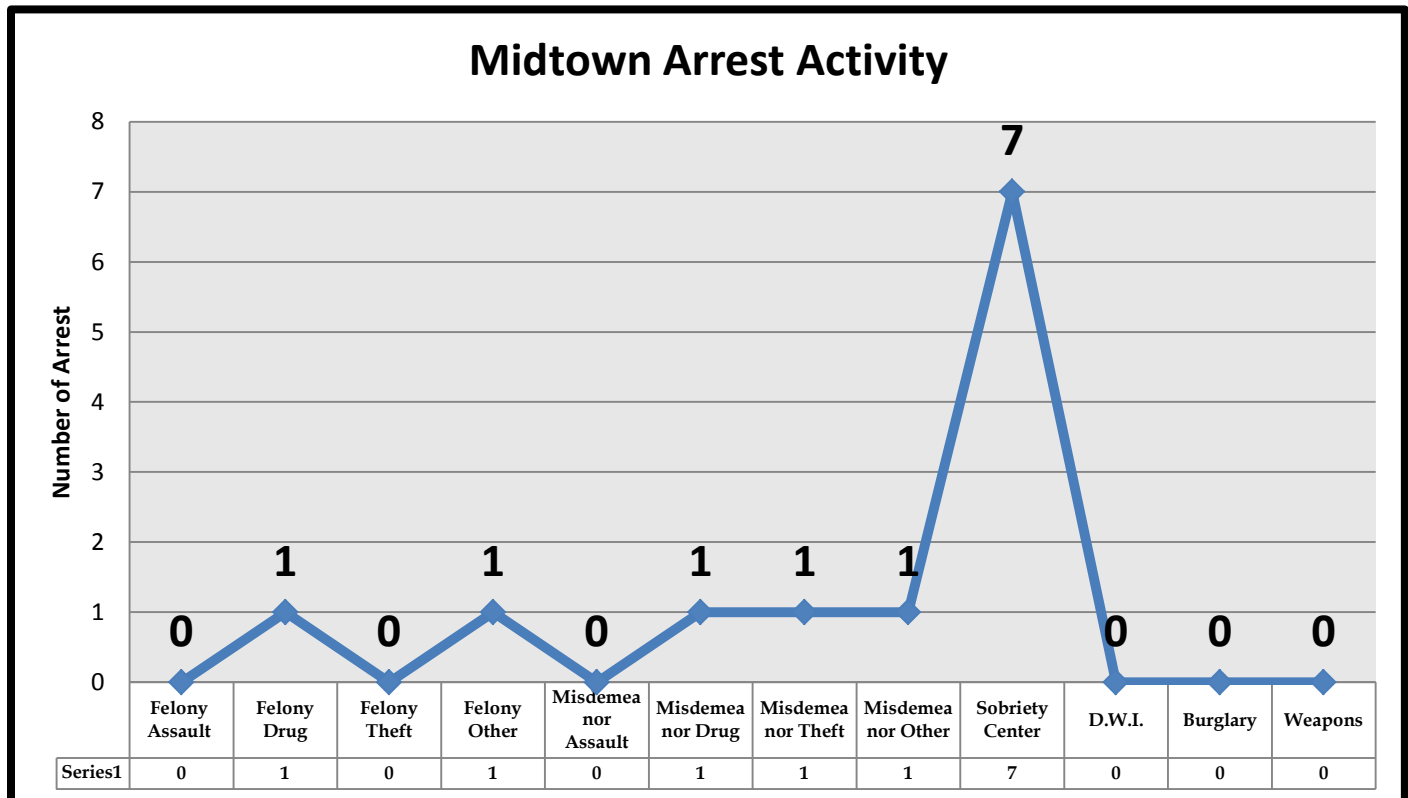
I. Percentages:



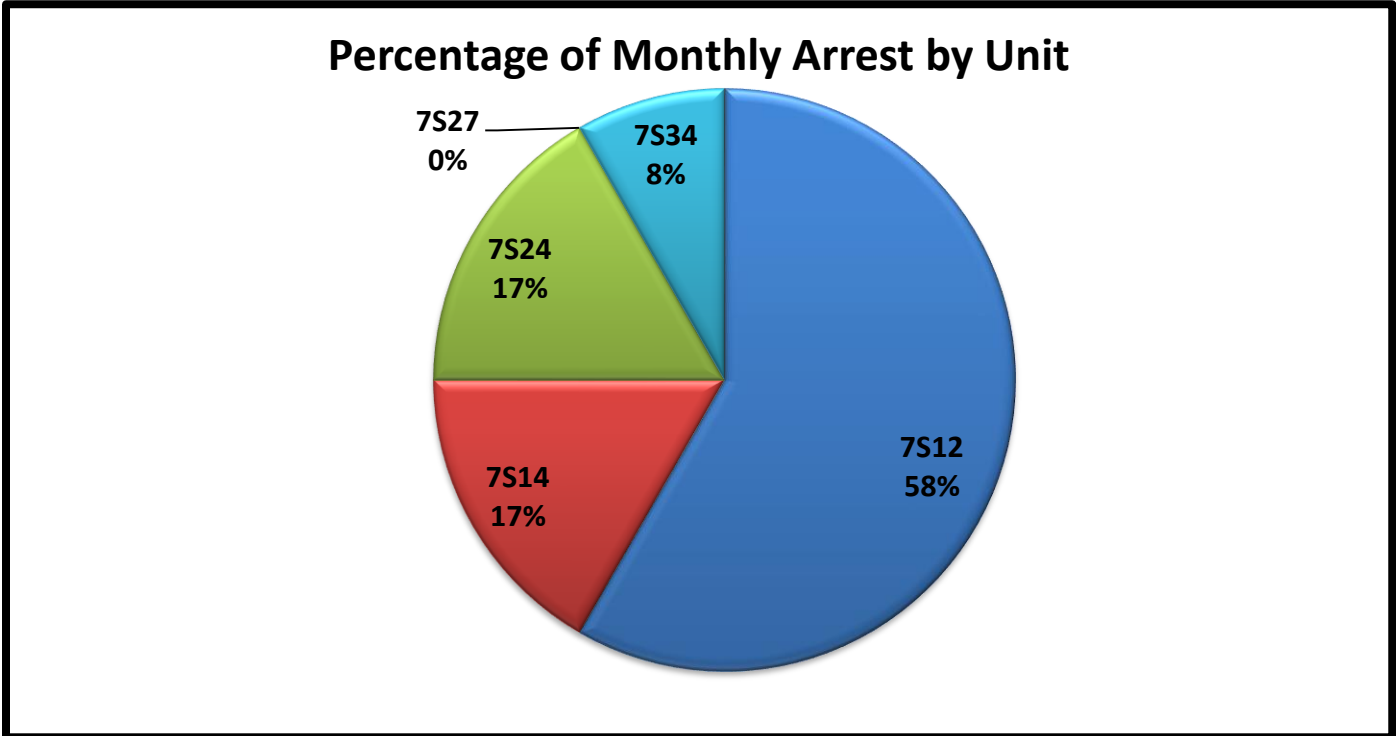
J. Types of Criminal Arrests Monthly Total:

*	Types of Criminal Arrests	87S12	7S14	7S24	7S34	TOT	AVER	%
A	Felony Assault	0	0	0	0	0	0.0	0%
B	Felony Drug	0	0	1	0	1	0.2	8%
C	Felony Theft	0	0	0	0	0	0.0	0%
D	Felony Other	0	0	1	0	1	0.2	8%
E	Misdemeanor Assault	0	0	0	0	0	0.0	0%
F	Misdemeanor Drug	1	0	0	0	1	0.2	8%
G	Misdemeanor Theft	1	0	0	0	1	0.2	8%
H	Misdemeanor Other	1	0	0	0	1	0.2	8%
I	Sobriety Center	4	2	0	1	7	1.4	58%
J	D.W.I.	0	0	0	0	0	0.0	0%
K	Burglary	0	0	0	0	0	0.0	0%
L	Weapons	0	0	0	0	0	0.0	0%
M	<i>Totals</i>	7	2	2	1	12	2.4	100%

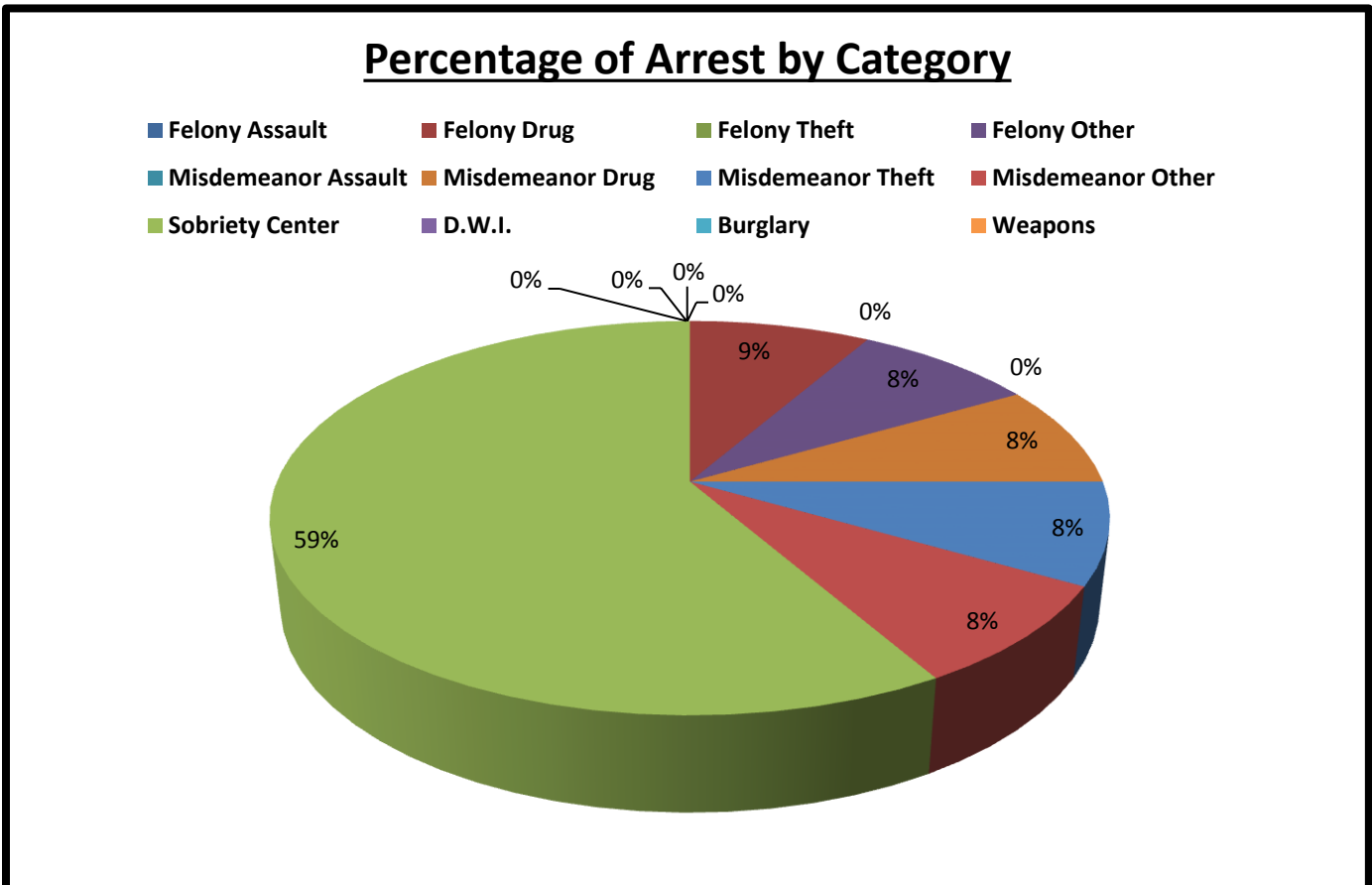
K. Types of Criminal Arrests Monthly Total:



L. Types of Criminal Arrests Monthly Total:



M. Types of Criminal Arrests Monthly Total:



N. Executed Warrant Monthly Total:

001

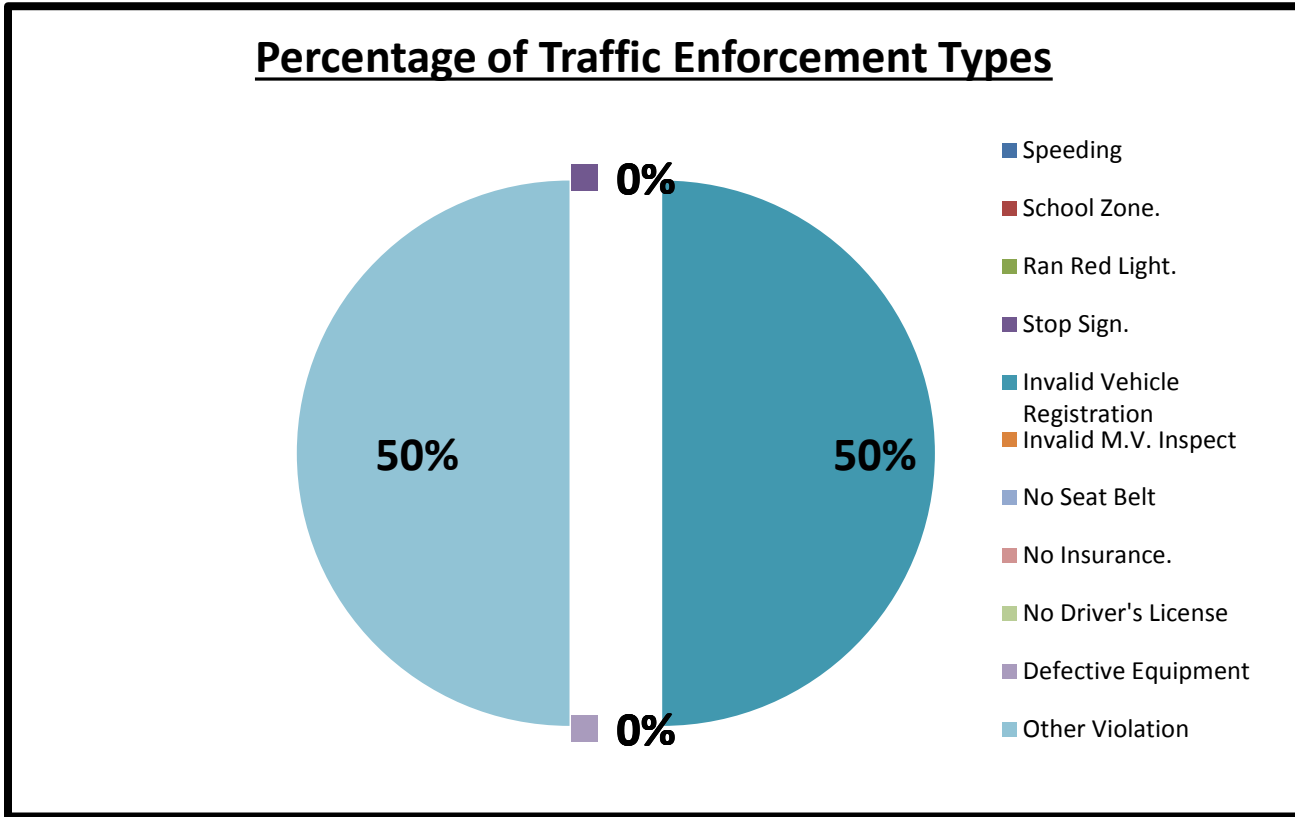
*	<i>Executed Warrants</i>	87S12	7S14	7S24	7S34	TOT	AVER	%
(A)	Felony Warrants	0	0	1	0	1	0.2	100%
(B)	Misdemeanor Warrants	0	0	0	0	0	0.0	0%
(C)	<i>Totals</i>	0	0	1	0	1	0.2	100%

O. Traffic Law Enforcement Total:

005

*	<i>Traffic Enforcement</i>	7S12	7S14	7S24	7S34	TOT	AVER	%
A	Speeding	0	0	0	0	0	0.0	0%
B	School Zone.	0	0	0	0	0	0.0	0%
C	Ran Red Light.	0	0	0	0	0	0.0	0%
D	Stop Sign.	0	0	0	0	0	0.0	0%
E	Invalid Vehicle Registration	0	1	0	0	1	0.2	50%
F	Invalid M.V. Inspect	0	0	0	0	0	0.0	0%
G	No Seat Belt	0	0	0	0	0	0.0	0%
H	No Insurance.	0	0	0	0	0	0.0	0%
I	No Driver's License	0	0	0	0	0	0.0	0%
J	Defective Equipment	0	0	0	0	0	0.0	0%
K	Other Violation	1	0	0	0	1	0.2	50%
L	Written Warnings	0	0	0	0	0	0.0	0%
M	Verbal Warning	0	2	0	1	3	0.6	100%
N	Citation	1	1	0	0	2	0.4	40%
O	<i>Total Violations</i>	1	3	0	1	5	1.0	100%

P. Traffic Law Enforcement Total:



Q. Citations vs. Warnings Monthly Total:

0005

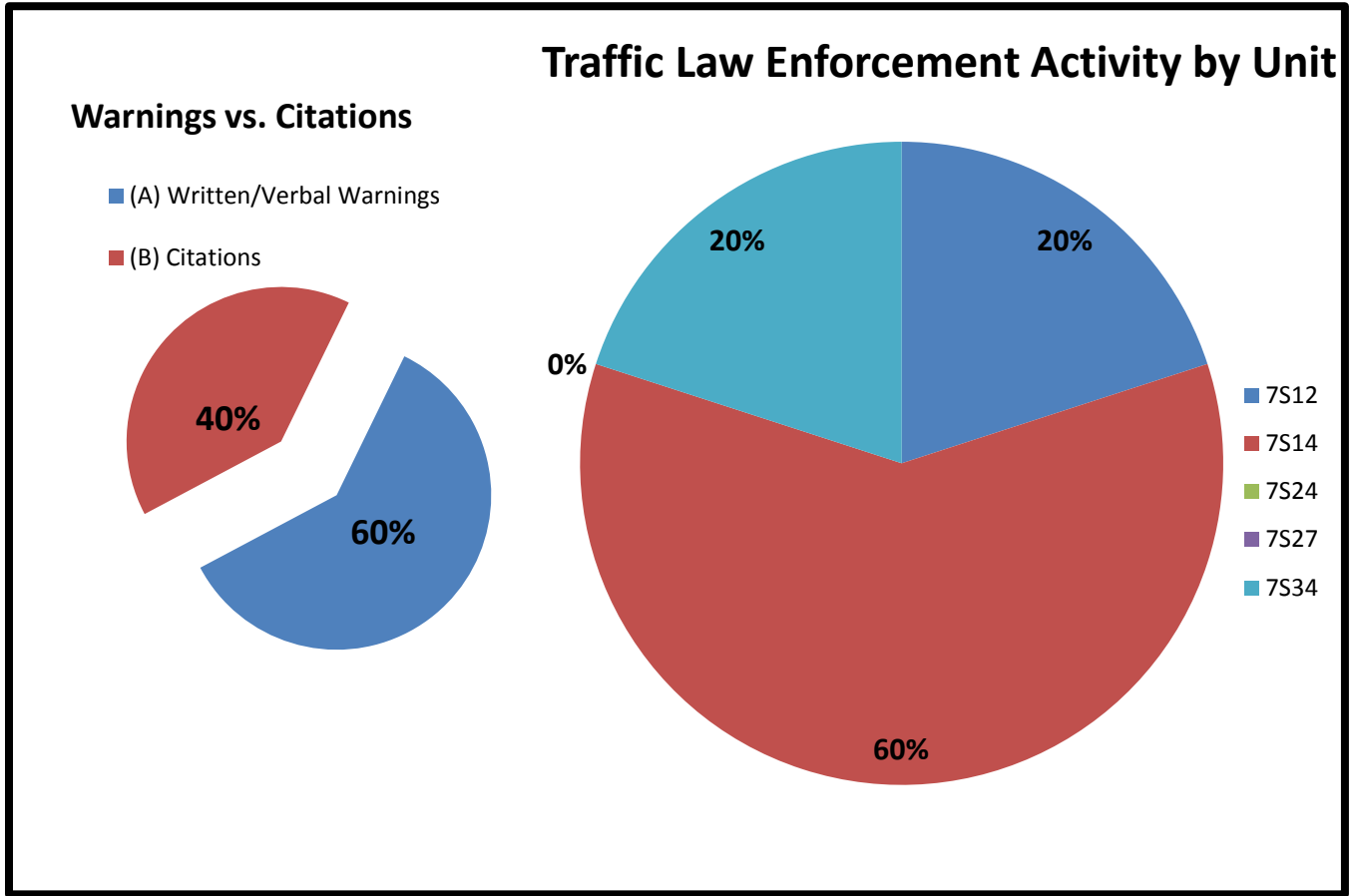
*	Warnings vs. Citations	7S12	7S14	7S24	7S34	TOT	AVER	%
(A)	Written/Verbal Warnings	0	2	0	1	3	0.6	60%
(B)	Citations	1	1	0	0	2	0.4	40%
(C)	<i>Totals</i>	1	3	0	1	5	1.0	100%

R. Sources of Calls for Service Monthly Total:

0377

*	Sources of Calls for Service	7S12	7S14	7S24	7S34	TOT	AVER	%
(A)	On View	4	4	4	0	12	2.4	3%
(B)	Dispatched	9	4	15	5	33	6.6	9%
(C)	Self-Initiated	44	17	37	234	332	66.4	88%
(D)	<i>Totals</i>	57	25	56	239	377	75.4	100%

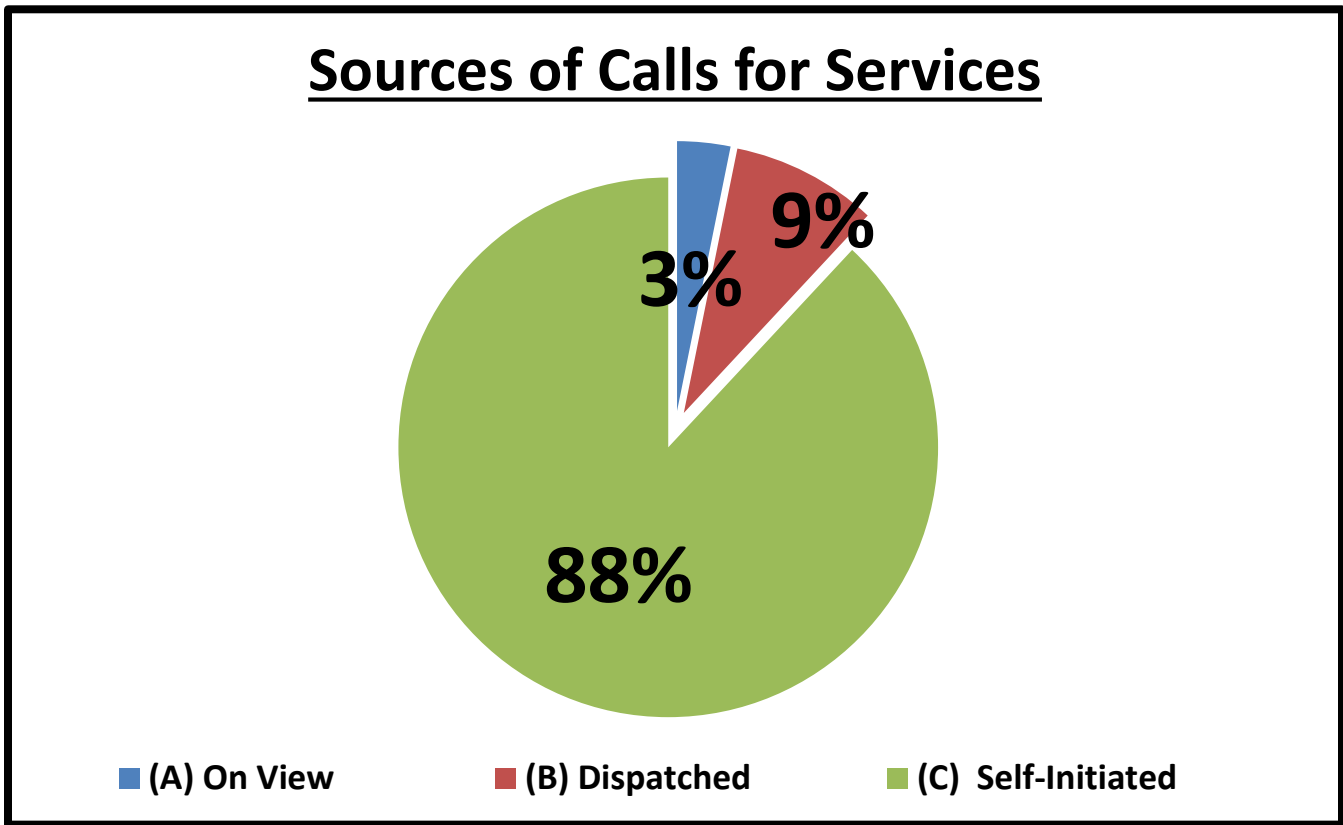
S. Traffic Law Enforcement Activity Percentages:



T. Sources of Calls for Service Percentages:

*	Sources of Calls for Service	87S12	7S14	7S24	7S34	TOT	AVER
(A)	On View	7%	16%	7%	0%	3%	0.0
(B)	Dispatched	16%	16%	27%	2%	9%	0.0
(C)	Self-Initiated	77%	68%	66%	98%	88%	0.2
(D)	<i>Totals</i>	100%	100%	100%	100%	100%	0.2

U. Sources of Calls for Service Percentages:



V. Free Reserve Personnel Time Utilized in Contract Monthly Total: 000

*	<i>Free Reserve Personnel Time</i>	87S12	7S14	7S24	7S34		TOT	AVER	%
(A)	<i>Totals</i>	0	0	0	0		0	0.0	#DIV/0!

W. Mileage Total: 1092

*	<i>Mileage</i>	87S12	7S14	7S24	7S34		TOT	AVER	%
(A)	<i>Totals</i>	116	69	227	680		1092	218.4	279%

X. Incident Summaries:

01.	JUNE 05, 2018	1000 HOURS	AGG ASSAULT REP		DEPUTY C. MANZANARE	
	DAY SHIFT:	2100 CHENEVERT ST	MIDTOWN	"N/A"	HC:	18-0089725
<p>On June 05, 2018, a Tuesday, at approximately 1011 hours, while on patrol in the "Midtown Contract", Deputy C. Manzanare was performing routine patrol and law enforcement services when I (Deputy C. Manzanare) took primary of an aggravated assault that took place within the contract. Upon making contact with the complainants/victims, deputy determined it was mutual combat between both parties and no charges were filed at this time. Deputy gathered all information needed to make a report. Report Generated. The patrol activity type is "PAT=P".</p>						

02.	JUNE 05, 2018	1700 HOURS	NARCOTICS ARREST-PCS		DEPUTY A. CLOPTON	
	EVENINGSHIFT:	400 RICHMOND	MIDTOWN	"F"	HC:	18-0089995
<p>On June 05, 2018, a Tuesday, at approximately 1754 hours, while on patrol in the "Midtown Contract", Deputy A. Clopton, riding as unit 87S24 was dispatched to a suspicious person call. One male was found to be in possession of a controlled substance. The patrol activity type is "PAT=D".</p>						

03.	JUNE 08, 2018	1000 HOURS	PUBLIC INTOXICATION		DEPUTY T. ROE	
	DAY SHIFT:	500 GRAY	MIDTOWN	"M"	HC:	18-0193790
<p>On June 08, 2018, a Friday, at approximately 1000 hours, while on patrol in the "Midtown Contract", Deputy T. Roe was performing routine patrol and law enforcement services when I (Deputy T. Roe) was dispatched to the listed location and observed a male setting up a residence at the back door at a restaurant. One male was arrested for public intoxication The patrol activity type is "PAT=D".</p>						

04.	JUNE 08, 2018	1100 HOURS	ROBBERY REPORT		DEPUTY C. MANZANARE	
	DAY SHIFT:	2100 FANNIN ST	MIDTOWN	"N/A"	HC:	18-0091584
<p>On June 08, 2018, a Friday, at approximately 1153 hours, while on patrol in the "Midtown Contract", Deputy C. Manzanare was performing routine patrol and law enforcement services when I (Deputy C. Manzanare) was flagged down in regards to a robbery. Upon making contact with the victim, it was determined a robbery had occurred and deputy canvassed the area to locate the suspect but yielded negative results. Deputy gathered all information needed to make a report. Report Generated. The patrol activity type is "PAT=W".</p>						

05.	JUNE 08, 2018	1200 HOURS	PUBLIC INTOXICATION		DEPUTY C. MANZANARE	
	DAY SHIFT:	1100 WEBSTER ST	MIDTOWN	"M"	HC:	18-0091614
<p>On June 08, 2018, a Friday, at approximately 1258 hours, while on patrol in the "Midtown Contract", Deputy C. Manzanare was on a suspicious person call. Upon arrival the male was sat up and appeared as if he was frozen. I attempted to communicate with the subject but he had slurred speech. The male had a hard time maintaining his eyes open and was deemed a danger to himself/others. The individual was arrested and transported to Houston Sobering Center by the Pit Team without further incident. The patrol activity type is "PAT=D".</p>						

06.	JUNE 08, 2018	1200 HOURS	PUBLIC INTOXICATION		DEPUTY C. MANZANARE	
	DAY SHIFT:	900 PIERCE ST	MIDTOWN	"M"	HC:	18-0091791
<p>On June 08, 2018, a Friday, at approximately 1203 hours, while on patrol in the "Midtown Contract", Deputy C. Manzanare initiated a welfare check on an individual who appeared to almost walk into traffic. Upon arrival I grabbed the male in an attempt to keep him from harm's way. The male had very slurred speech and appeared lost. The male had a hard time maintaining his balance and was deemed a danger to himself/others. The individual was arrested and transported to Houston Sobering Center by the Pit Team without further incident. The patrol activity type is "PAT=D".</p>						

07.	JUNE 12, 2018	0900 HOURS	PUBLIC INTOXICATION		DEPUTY T.ROE	
	DAY SHIFT:	FANNIN/EAGLE	MIDTOWN	"M"	HC:	18-0193731
<p>On June 12, 2018, a Tuesday, at approximately 0945 hours, while on patrol in the "Midtown Contract", Deputy T. Roe was performing routine patrol and law enforcement services when I (Deputy T. Roe) was dispatched to the above location in regards to two suspicious males sleeping on a sidewalk area. After further investigations it was determined that the suspects were under the influence of "Kush" synthetic marijuana. Two males were transported to the Sobriety Center where they will await a sober state. The patrol activity type is "PAT=D".</p>						

08.	JUNE 12, 2018	1200 HOURS	PUBLIC INTOXICATION		DEPUTY T. ROE	
	DAY SHIFT:	2200 LOUISIANA	MIDTOWN	"M"	HC:	18-0193800
<p>On June 12, 2018, a Tuesday, at approximately 1200 hours, while on patrol in the "Midtown Contract", Deputy T.Roe while performing routine patrol and law enforcement services, observed a male in a prohibited area displaying body postures and movements that reflected intoxicated behavior. After further investigations and a strong smell of an alcoholic beverage emitting from the suspect, he was taken into custody for public intoxication. A report was generated. "PAT=D"</p>						

09.	JUNE 15, 2018	0000 HOURS	PUBLIC INTOXICATION		DEPUTY N. ANTON	
	NIGHT SHIFT:	2100 FANNIN ST	MIDTOWN	"M"	HC:	18-0095454
<p>On June 15, 2018, a Friday, at approximately 0039 hours, while on patrol in the "Midtown Contract", Deputy N. Anton was performing routine patrol and law enforcement services when I (Deputy N. Anton) observed a suspicious person. During the course field investigation, one individual was found to be under the influence. One was detained and transported to Houston Sobriety Center. The patrol activity type is "PAT=D".</p>						

10.	JUNE 21, 2018	0900 HOURS	WELFARE CHECK		DEPUTY T. ROE	
	DAY SHIFT:	2600 CAROLINE	MIDTOWN	"N/A"	HC:	18-0199110
<p>On June 21, 2017, Thursday, at approximately 0947 hours, while on patrol in the "Midtown Contract", Deputy T.Roe was performing routine patrol and law enforcement services when I (Deputy T .Roe) observed a female making threats towards a known male. After further investigations it was determined that a welfare check needed to be performed on the unborn child. One female was transported to St. Joseph Hospital. A report was generated and case number was assigned to this incident "PAT=D"</p>						

11.	JUNE 23, 2018	0000 HOURS	STOLEN VEHICLE RECOVERY	DEPUTY N. ANTON		
	NIGHT SHIFT:	1700 ELGIN ST	MIDTOWN	"N/A"	HC:	18-0098729
<p>On June 23, 2018, a Saturday, at approximately 0030 hours, while on patrol in the "Midtown Contract", Deputy N. Anton was performing routine patrol and law enforcement services when I (Deputy N. Anton) observed abandoned stolen vehicle parked at local park. Deputy recovered the stolen vehicle and generated a report. The patrol activity type is "PAT=D".</p>						

12.	JUNE 28, 2018	1000 HOURS	EVADING/THEFT	DEPUTY T. ROE		
	DAY SHIFT:	2100 FANNIN STREET	MIDTOWN	"M"	HC:	18-0103221
<p>On June 28, 2018, Thursday, at approximately 10:21 hours, while on patrol in the "Midtown Contract", Deputy T.Roe was performing routine patrol and law enforcement services when I (Deputy T. Roe) was flagged down in regards to a male running on foot with a stolen laptop One male evaded on foot from the reporting deputy and injured a law enforcement official and his service animal during the pursuit. After further investigations, it was determined that the male did take the laptop and evaded on foot. One male was taken into custody for evading and theft. A report was generated. : "PAT=D"</p>						

13.	JUNE 29, 2018	0200 HOURS	BURGLARY OF BUSINESS	DEPUTY N. ANTON		
	NIGHT SHIFT:	1700 ELGIN ST	MIDTOWN	"F"	HPD:	0825669-18F
<p>On June 29, 2018, a Friday, at approximately 0250 hours, while on patrol in the "Midtown Contract", Deputy N. Anton was performing routine patrol and law enforcement services when I (Deputy N. Anton) dispatched to burglary of business. A report was generated. The patrol activity type is "PAT=T".</p>						

14.	JUNE 29, 2018	1000 HOURS	NARCOTICS ARREST-POM	DEPUTY T. ROE		
	DAY SHIFT:	2100 FANNIN STREET	MIDTOWN	"M"	HC:	18-0103783
<p>On June 29, 2018, Friday, at approximately 1030 hours, while on patrol in the "Midtown Contract", Deputy T.Roe was performing routine patrol and law enforcement services when I (Deputy T. Roe) observed a male attempt to do a hand to hand transaction. After further investigations, the suspect was found to be in possession of marijuana. One male was offered and accepted the MMDP (Misdemeanor Marijuana Diversion Program). "PAT=D"</p>						

Sergeant Odell Haynes

Sergeant Odell Haynes
Contract Sergeant, Field Operations
Harris County Constable's Office of Precinct "7"
713-643-6602 OR 832-788-1013