



MAY WALKER, CONSTABLE
PRECINCT SEVEN
HARRIS COUNTY, TEXAS

MAIN OFFICE
5300 Griggs Road
Houston, Texas 77021
PHONE (713) 643-6602
FAX (713) 643-3401

Date: May 7, 2019

From: Sergeant Odell Haynes
Contract Sergeant, Field Operations
Harris County Constable's Office of Precinct "7"

To: Midtown Management District
Public Safety Committee & Midtown Management Board of Directors

Subject: April Monthly Productivity Analysis Report
Enclosure: **MPAR – April 2019**
Distribution: Executive Command Staff & Board of Directors & Management Company

The purpose of this "**Monthly Productivity Analysis Report**" (M.P.A.R.) is to provide the executive command staff with the appropriate data to analyze the productivity of assigned personnel and their shifts' activities to allow for the validation of individual and divisional performance evaluations. With regard to the specific contents of the report, there are 18 distinctive component parts of this report. These components are enumerated below:

- | | |
|--|---|
| 01. Patrol Activity Details | 10. Traffic Enforcement Report |
| 02. Patrol Activity Analytical Summary | 11. Trends & Percentages of Traffic |
| 03. Patrol Activity Percentages & Trends | 12. Citation & Warning Issuance Review |
| 04. Security Checks Report | 13. Call for Service Report (<i>C.F.S.</i>) |
| 05. Security Checks Percentages & Trends | 14. Trends & Percentages for <i>C.F.S.</i> |
| 06. Crisis Intervention Disposition Report | 15. Overtime Report (service at no Cost) |
| 07. Offense/Incident Generation Report | 16. Reserve Deputy Use (at no Cost) |
| 08. Criminal Arrest Types Report | 17. Incident Summarization |
| 09. Warrant Execution Report | 18. Hotspot Report Data Review |

A cursory analysis of the statistical data from this report should be demonstrative of the quality of performance of this agency in realizing the contractual obligations and the overall achievement of the goals and objectives of this Agency and the Contract Division.

1745 total miles were driven, and the shift responded to **0406** total service calls and conducted **000** crash investigations. The shift issued **00** traffic citations, made **04** arrests and handled **011** enforcement service-related calls.

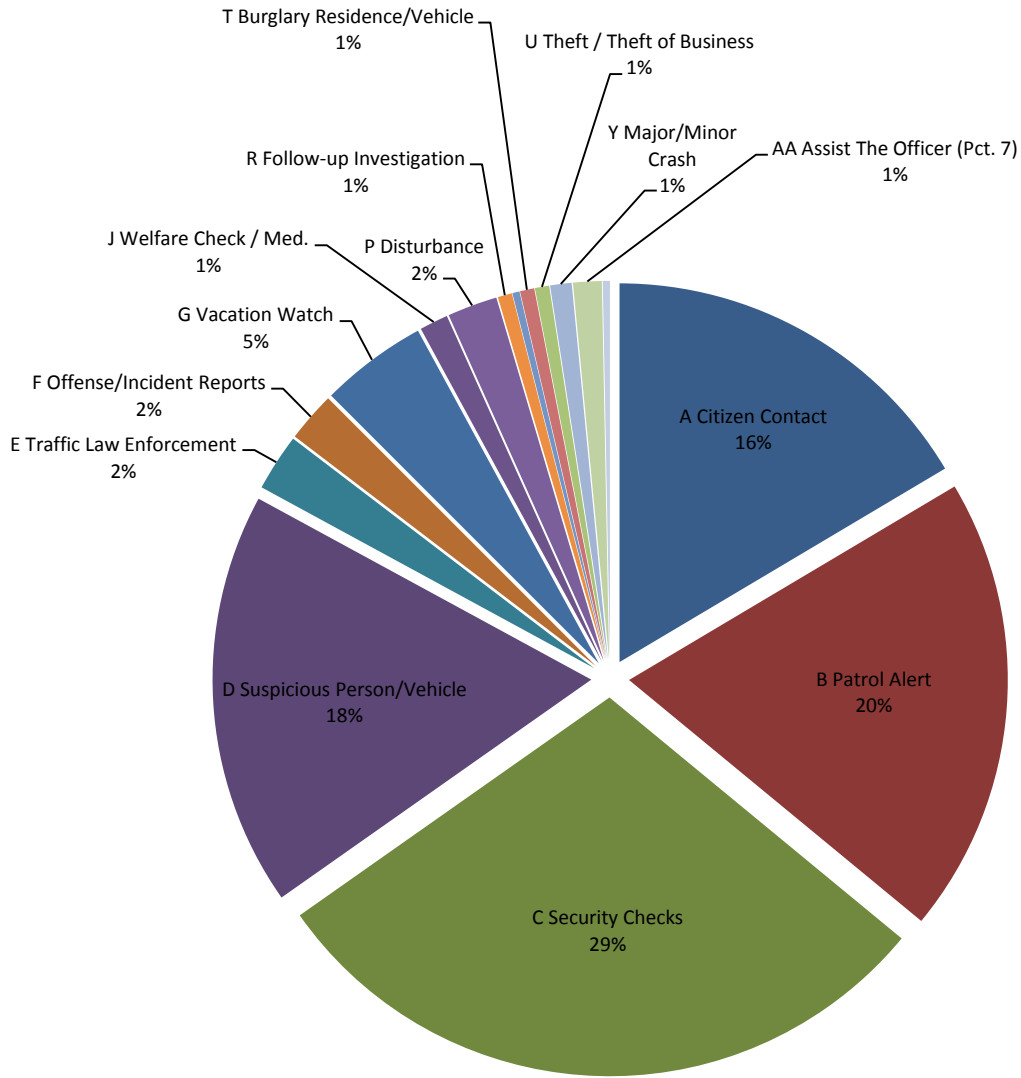
A. Patrol Activity Monthly Total:

0328

| * A | Patrol Activity Types | 87S12 | 7S14 | 7S24 | 7S34 | TOT | AVER | % |
|--------|-----------------------------|-------|------|------|------|-----|------|------|
| A | Citizen Contact | 0 | 22 | 26 | 6 | 54 | 10.8 | 16% |
| B | Patrol Alert | 0 | 2 | 0 | 62 | 64 | 12.8 | 20% |
| C | Security Checks | 10 | 65 | 7 | 14 | 96 | 19.2 | 29% |
| D | Suspicious Person/Vehicle | 8 | 15 | 34 | 1 | 58 | 11.6 | 18% |
| E | Traffic Law Enforcement | 2 | 0 | 2 | 4 | 8 | 1.6 | 2% |
| F | Offense/Incident Reports | 1 | 4 | 1 | 1 | 7 | 1.4 | 2% |
| G | Vacation Watch | 0 | 0 | 0 | 15 | 15 | 3.0 | 5% |
| H | Open Door / Window | 0 | 0 | 0 | 0 | 0 | 0.0 | 0% |
| I | Assist Contract Citizen | 0 | 0 | 0 | 0 | 0 | 0.0 | 0% |
| J | Welfare Check / Med. | 0 | 0 | 3 | 1 | 4 | 0.8 | 1% |
| K | Traffic Initiative | 0 | 0 | 0 | 0 | 0 | 0.0 | 0% |
| L | Traffic Hazard | 0 | 0 | 0 | 0 | 0 | 0.0 | 0% |
| M | Animal Humane | 0 | 0 | 0 | 0 | 0 | 0.0 | 0% |
| N | Alarms | 0 | 0 | 0 | 0 | 0 | 0.0 | 0% |
| O | Mental Cases (171) | 0 | 0 | 0 | 0 | 0 | 0.0 | 0% |
| P | Disturbance | 3 | 0 | 4 | 0 | 7 | 1.4 | 2% |
| Q | Criminal Investigation | 0 | 0 | 0 | 0 | 0 | 0.0 | 0% |
| R | Follow-up Investigation | 0 | 0 | 0 | 2 | 2 | 0.4 | 1% |
| S | Criminal Mischief | 0 | 0 | 0 | 1 | 1 | 0.2 | 0% |
| T | Burglary Residence/Vehicle | 1 | 0 | 1 | 0 | 2 | 0.4 | 1% |
| U | Theft / Theft of Business | 0 | 1 | 1 | 0 | 2 | 0.4 | 1% |
| V | Citizen Assaulted | 0 | 0 | 0 | 0 | 0 | 0.0 | 0% |
| W | Robbery of an Individual | 0 | 0 | 0 | 0 | 0 | 0.0 | 0% |
| X | Trespass Warning | 0 | 0 | 0 | 0 | 0 | 0.0 | 0% |
| Y | Major/Minor Crash | 1 | 0 | 1 | 1 | 3 | 0.6 | 1% |
| Z | Child Custody Disputes | 0 | 0 | 0 | 0 | 0 | 0.0 | 0% |
| AA | Assist The Officer (Pct. 7) | 0 | 3 | 0 | 1 | 4 | 0.8 | 1% |
| BB | Runaway Missing Persons | 0 | 0 | 0 | 0 | 0 | 0.0 | 0% |
| CC | Assisted LEA | 0 | 0 | 0 | 0 | 0 | 0.0 | 0% |
| DD | Solicitors | 0 | 0 | 0 | 0 | 0 | 0.0 | 0% |
| EE | Meeting/Event/Ct. | 1 | 0 | 0 | 0 | 1 | 0.2 | 0% |
| 0 | | | | | | | | |
| * 0 | MONTH TOTALS | 27 | 112 | 80 | 109 | 328 | 65.6 | 100% |

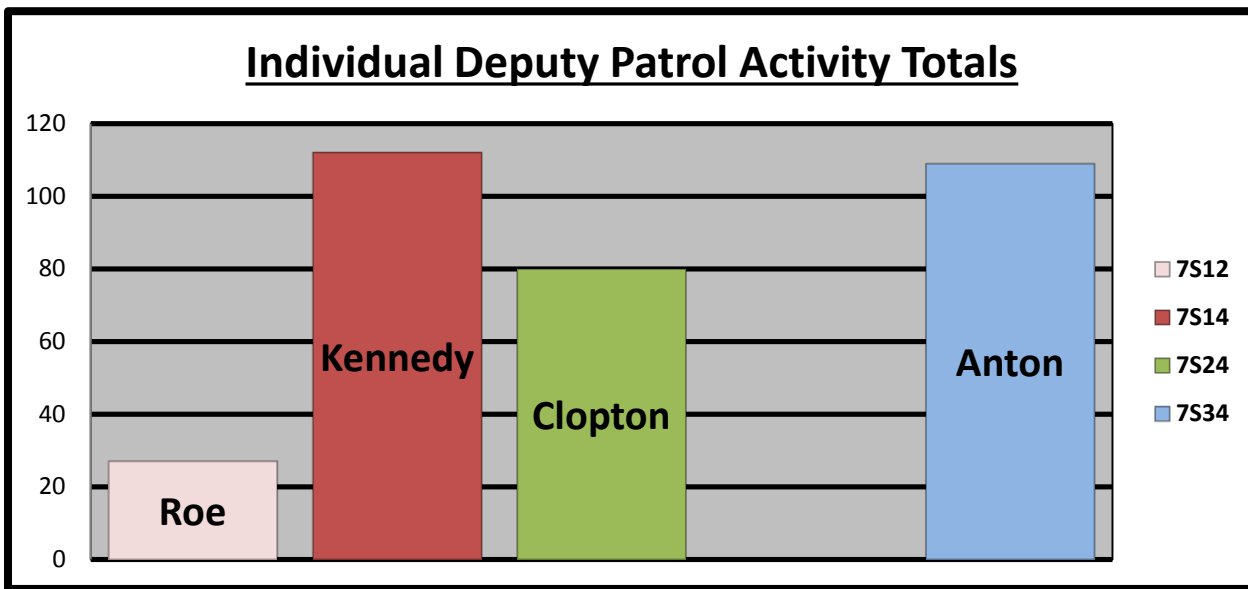
A1. Patrol Activity Percentage:

Percentage of Patrol Activity



- | | | | |
|-------------------------------|------------------------------|----------------------------------|--------------------------------|
| ■ A Citizen Contact | ■ B Patrol Alert | ■ C Security Checks | ■ D Suspicious Person/Vehicle |
| ■ E Traffic Law Enforcement | ■ F Offense/Incident Reports | ■ G Vacation Watch | ■ H Open Door / Window |
| ■ I Assist Contract Citizen | ■ J Welfare Check / Med. | ■ K Traffic Initiative | ■ L Traffic Hazard |
| ■ M Animal Humane | ■ N Alarms | ■ O Mental Cases (171) | ■ P Disturbance |
| ■ Q Criminal Investigation | ■ R Follow-up Investigation | ■ S Criminal Mischief | ■ T Burglary Residence/Vehicle |
| ■ U Theft / Theft of Business | ■ V Citizen Assaulted | ■ W Robbery of an Individual | ■ X Trespass Warning |
| ■ Y Major/Minor Crash | ■ Z Child Custody Disputes | ■ AA Assist The Officer (Pct. 7) | ■ BB Runaway Missing Persons |
| ■ CC Assisted LEA | ■ DD Solicitors | ■ EE Meeting/Event/Ct. | |

B. Patrol Activity by Midtown Management District Personnel:

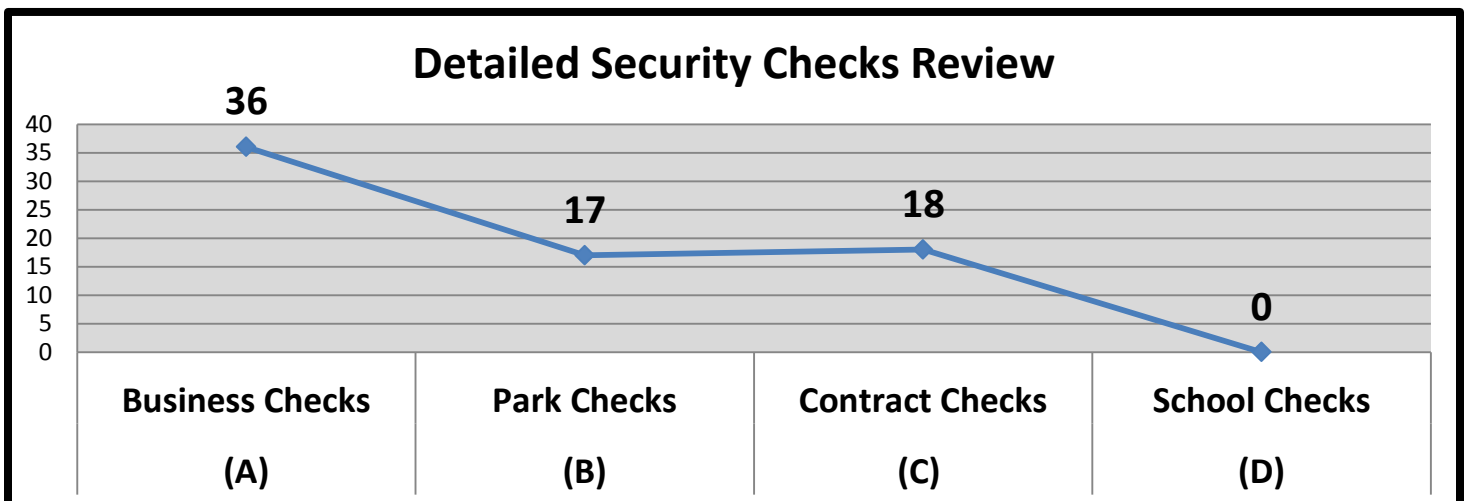


C. Security Checks Monthly Total:

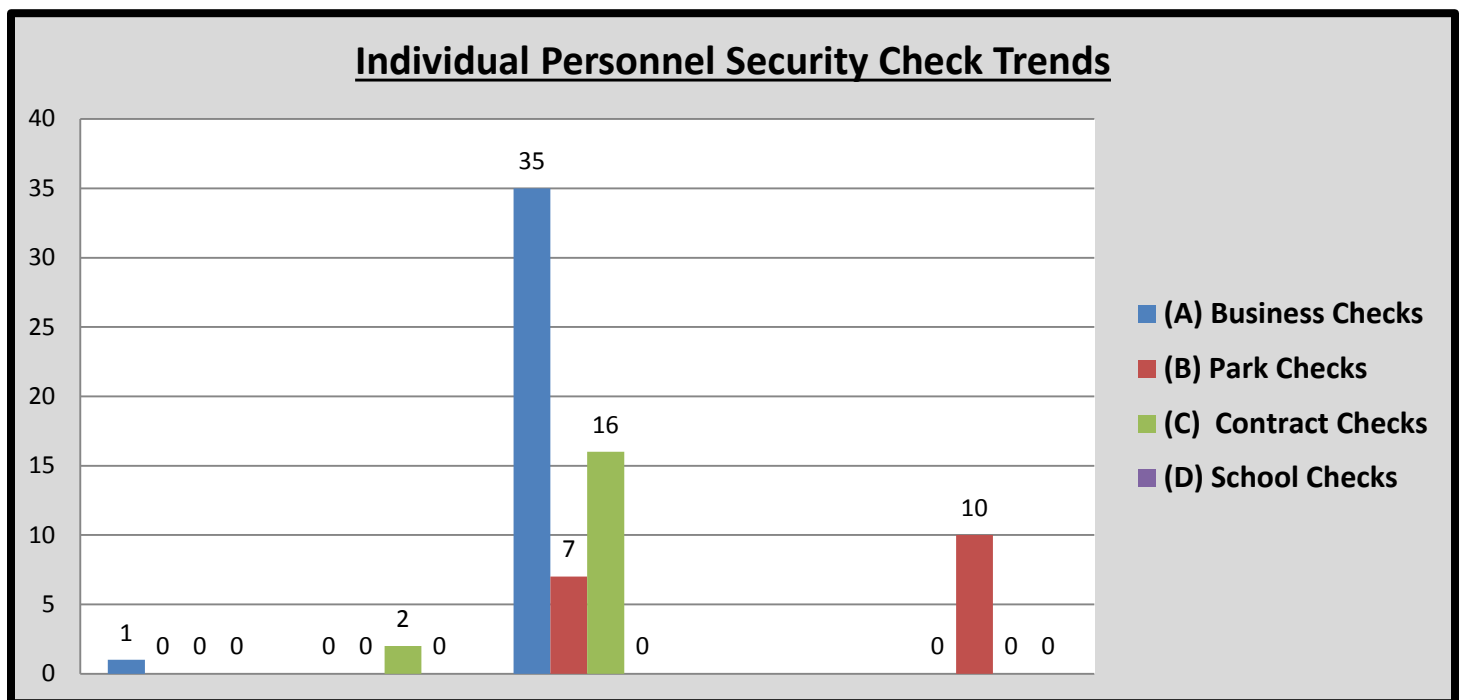
071

| * | Security Checks | 7S12 | 7S14 | 7S24 | 7S34 | TOT | AVER | % |
|-----|-----------------|------|------|------|------|-----|------|------|
| (A) | Business Checks | 1 | 0 | 35 | 0 | 36 | 7.2 | 51% |
| (B) | Park Checks | 0 | 0 | 7 | 10 | 17 | 3.4 | 24% |
| (C) | Contract Checks | 0 | 2 | 16 | 0 | 18 | 3.6 | 25% |
| (D) | School Checks | 0 | 0 | 0 | 0 | 0 | 0.0 | 0% |
| (E) | <i>Totals</i> | 1 | 2 | 58 | 10 | 71 | 14.2 | 100% |

D. Detailed Security Checks Monthly:



E. Individual Personnel Security Check Trends:



F. CIT/MHO Dispositions Monthly Total:

000

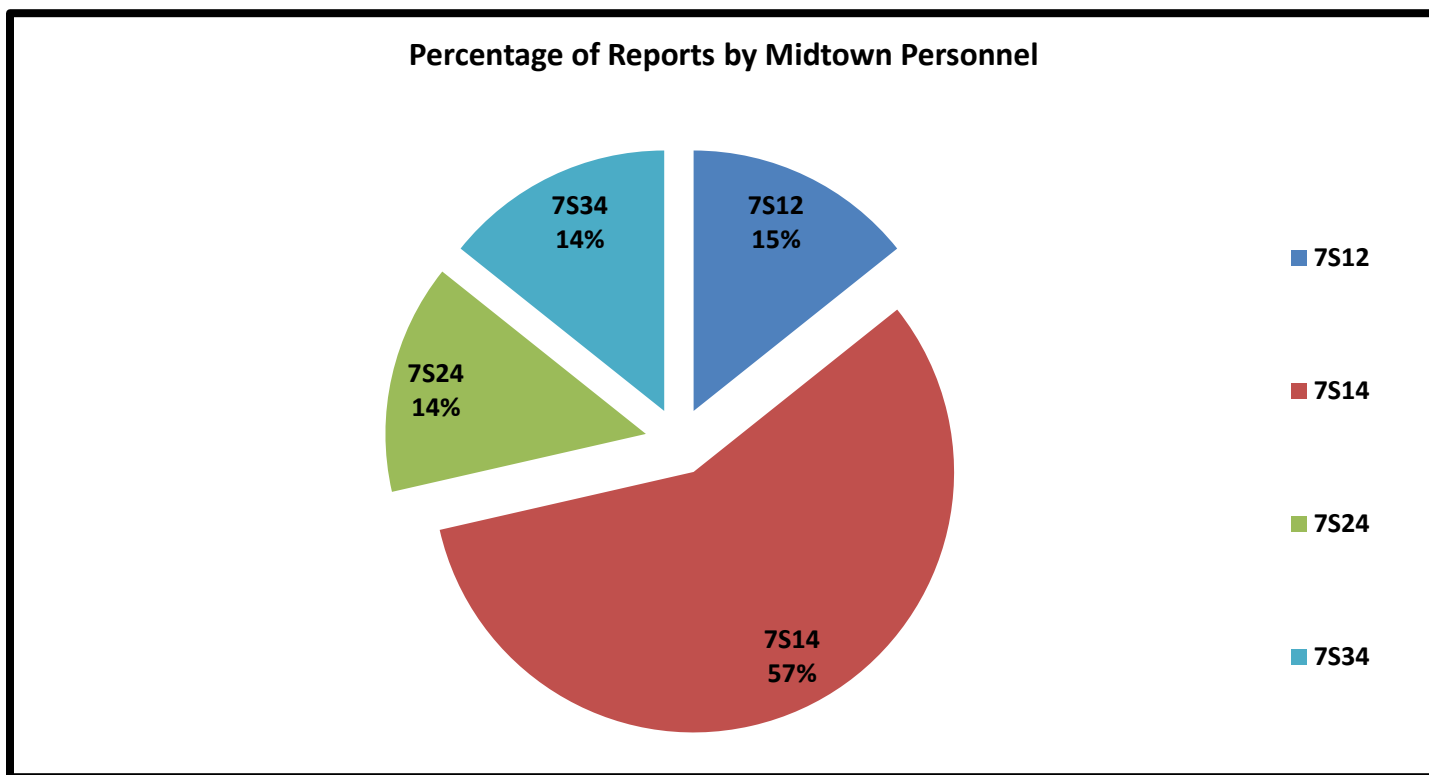
| * | C.I.T. Dispositions | 87S12 | 7S14 | 7S24 | 7S34 | TOT | AVER | % |
|-----|--------------------------|----------|----------|----------|----------|----------|------------|----------------|
| (A) | CIT/MHO Outside Referral | 0 | 0 | 0 | 0 | 0 | 0.0 | #DIV/0! |
| (B) | CIT/MHO Transport | 0 | 0 | 0 | 0 | 0 | 0.0 | #DIV/0! |
| (C) | CIT/MHO CIT Contact | 0 | 0 | 0 | 0 | 0 | 0.0 | #DIV/0! |
| (D) | CIT/MHO Arrest | 0 | 0 | 0 | 0 | 0 | 0.0 | #DIV/0! |
| (E) | Totals | 0 | 0 | 0 | 0 | 0 | 0.0 | #DIV/0! |

G. Offense/Incident Reports Monthly Total:

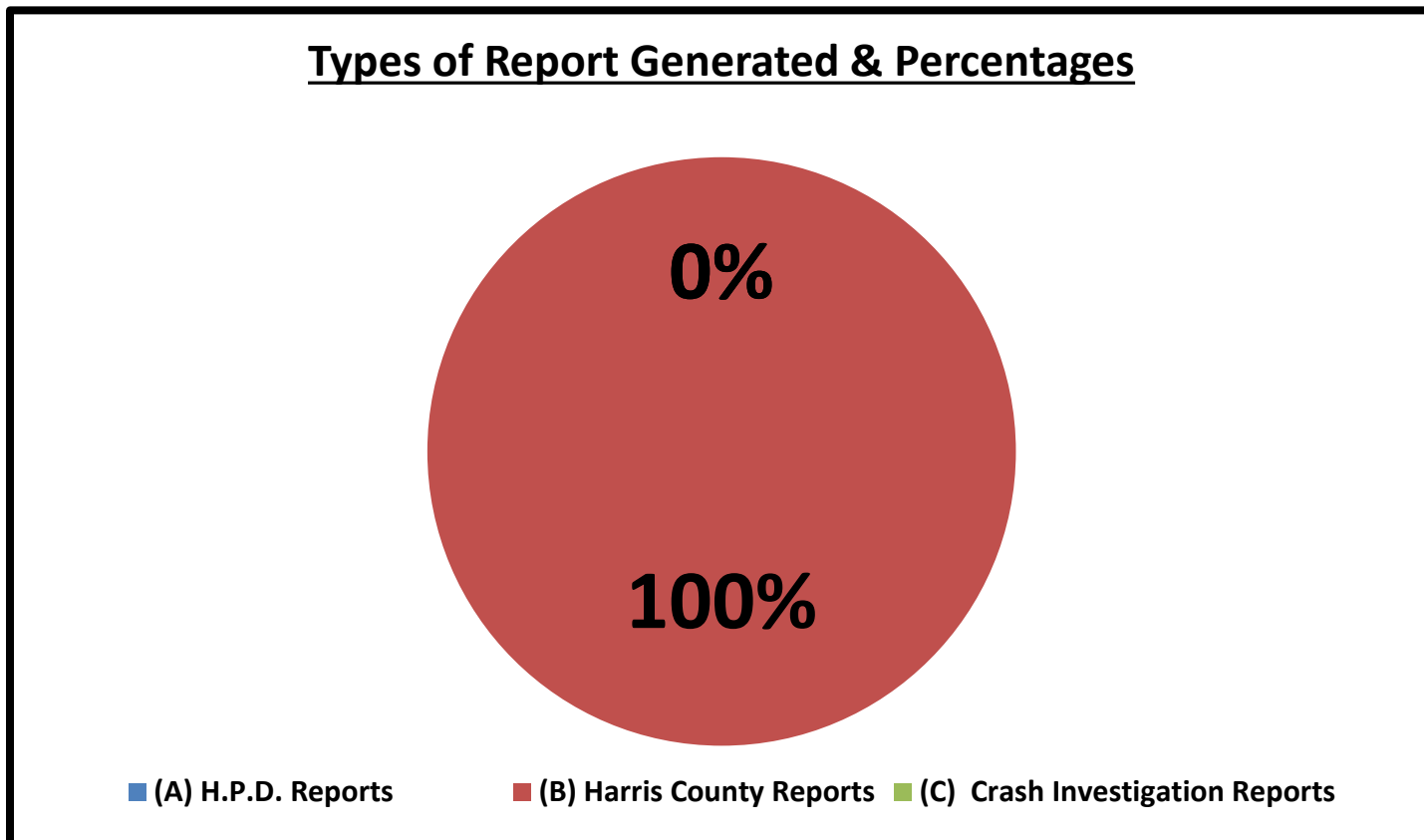
007

| * | Offense/Incident Reports | 87S12 | 7S14 | 7S24 | 7S34 | TOT | AVER | % |
|-----|-----------------------------|----------|----------|----------|----------|----------|------------|-------------|
| (A) | H.P.D. Reports | 0 | 0 | 0 | 0 | 0 | 0.0 | 0% |
| (B) | Harris County Reports | 1 | 4 | 1 | 1 | 7 | 1.4 | 100% |
| (C) | Crash Investigation Reports | 0 | 0 | 0 | 0 | 0 | 0.0 | 0% |
| (D) | Totals | 1 | 4 | 1 | 1 | 7 | 1.4 | 100% |

H. Report Generation Percentages:



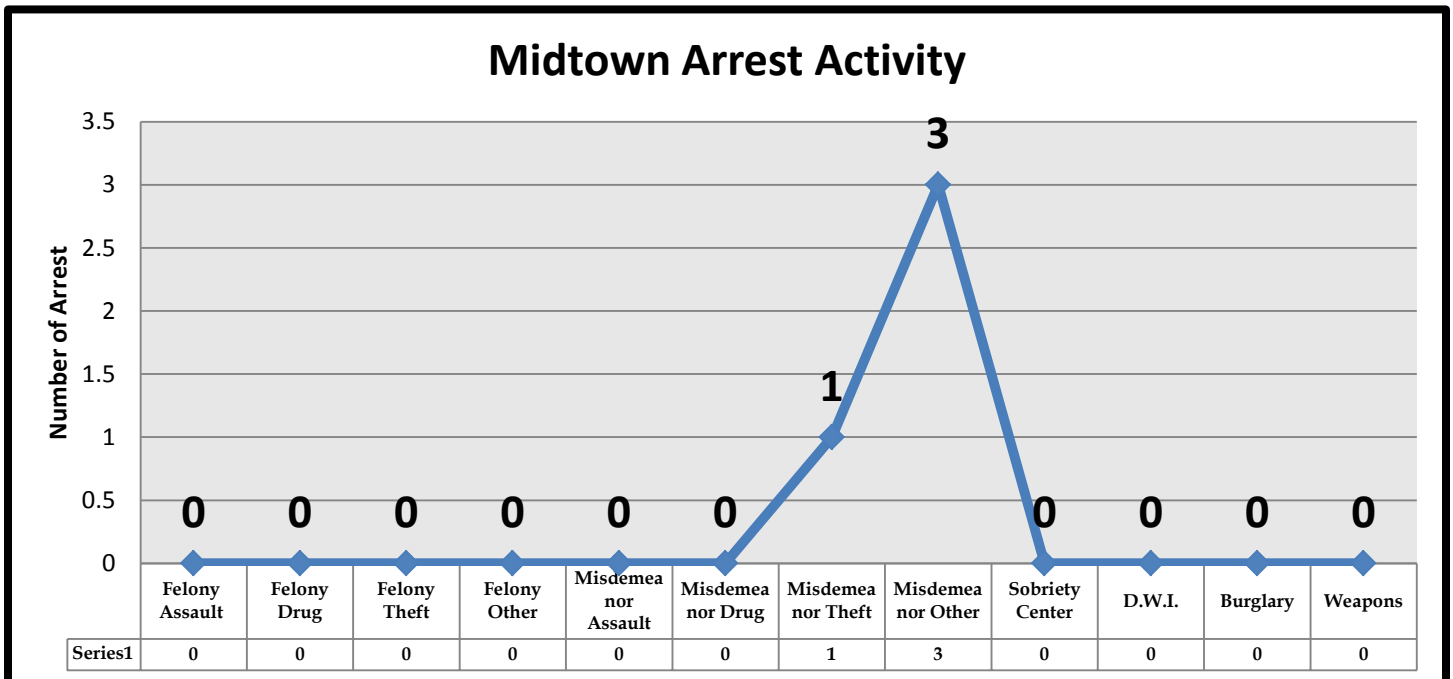
I. Percentages:



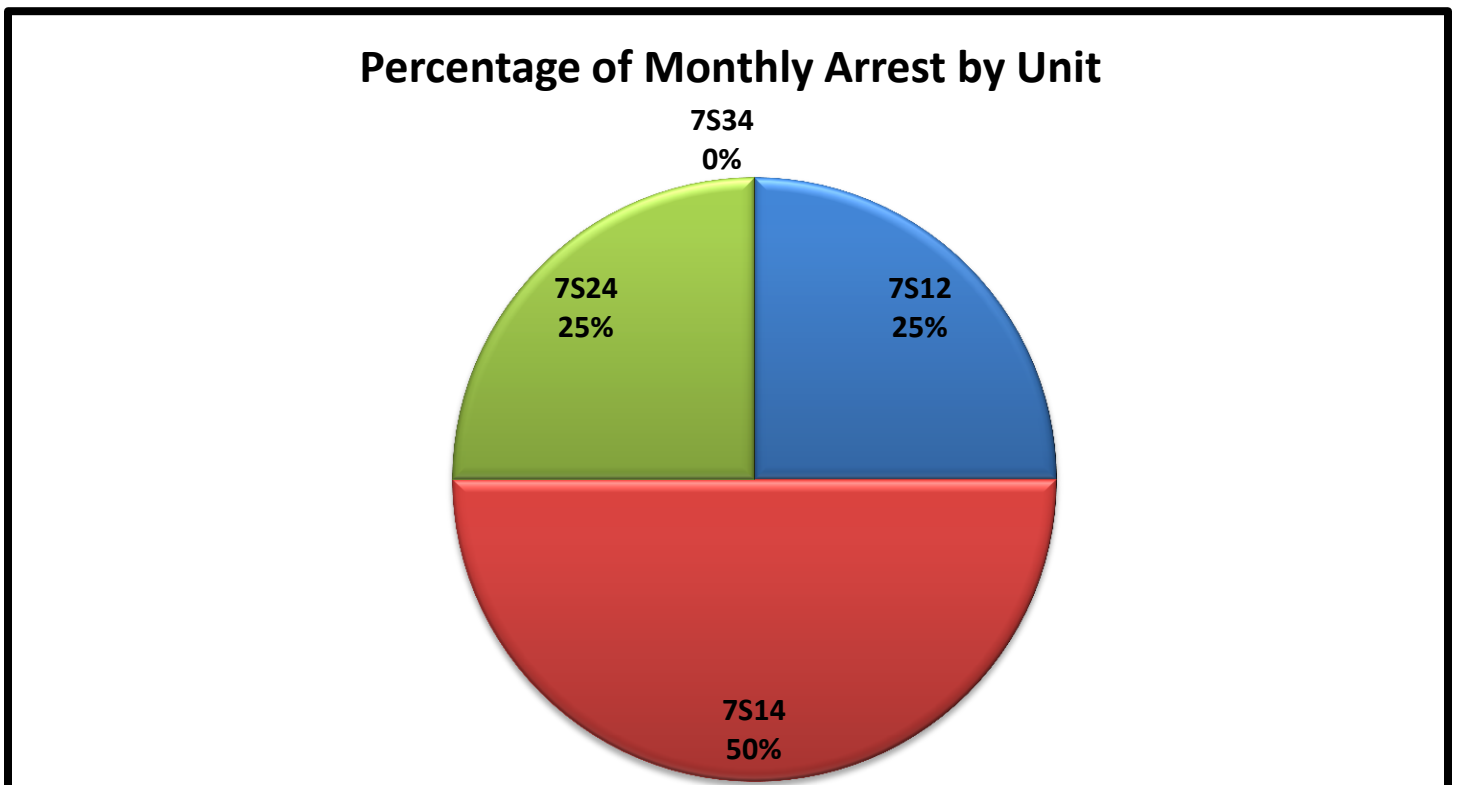
J. Types of Criminal Arrests Monthly Total:

| * | Types of Criminal Arrests | 87S12 | 7S14 | 7S24 | 7S34 | TOT | AVER | % |
|---|---------------------------|-------|------|------|------|-----|------|------|
| A | Felony Assault | 0 | 0 | 0 | 0 | 0 | 0.0 | 0% |
| B | Felony Drug | 0 | 0 | 0 | 0 | 0 | 0.0 | 0% |
| C | Felony Theft | 0 | 0 | 0 | 0 | 0 | 0.0 | 0% |
| D | Felony Other | 0 | 0 | 0 | 0 | 0 | 0.0 | 0% |
| E | Misdemeanor Assault | 0 | 0 | 0 | 0 | 0 | 0.0 | 0% |
| F | Misdemeanor Drug | 0 | 0 | 0 | 0 | 0 | 0.0 | 0% |
| G | Misdemeanor Theft | 0 | 1 | 0 | 0 | 1 | 0.2 | 25% |
| H | Misdemeanor Other | 1 | 1 | 1 | 0 | 3 | 0.6 | 75% |
| I | Sobriety Center | 0 | 0 | 0 | 0 | 0 | 0.0 | 0% |
| J | D.W.I. | 0 | 0 | 0 | 0 | 0 | 0.0 | 0% |
| K | Burglary | 0 | 0 | 0 | 0 | 0 | 0.0 | 0% |
| L | Weapons | 0 | 0 | 0 | 0 | 0 | 0.0 | 0% |
| M | Totals | 1 | 2 | 1 | 0 | 4 | 0.8 | 100% |

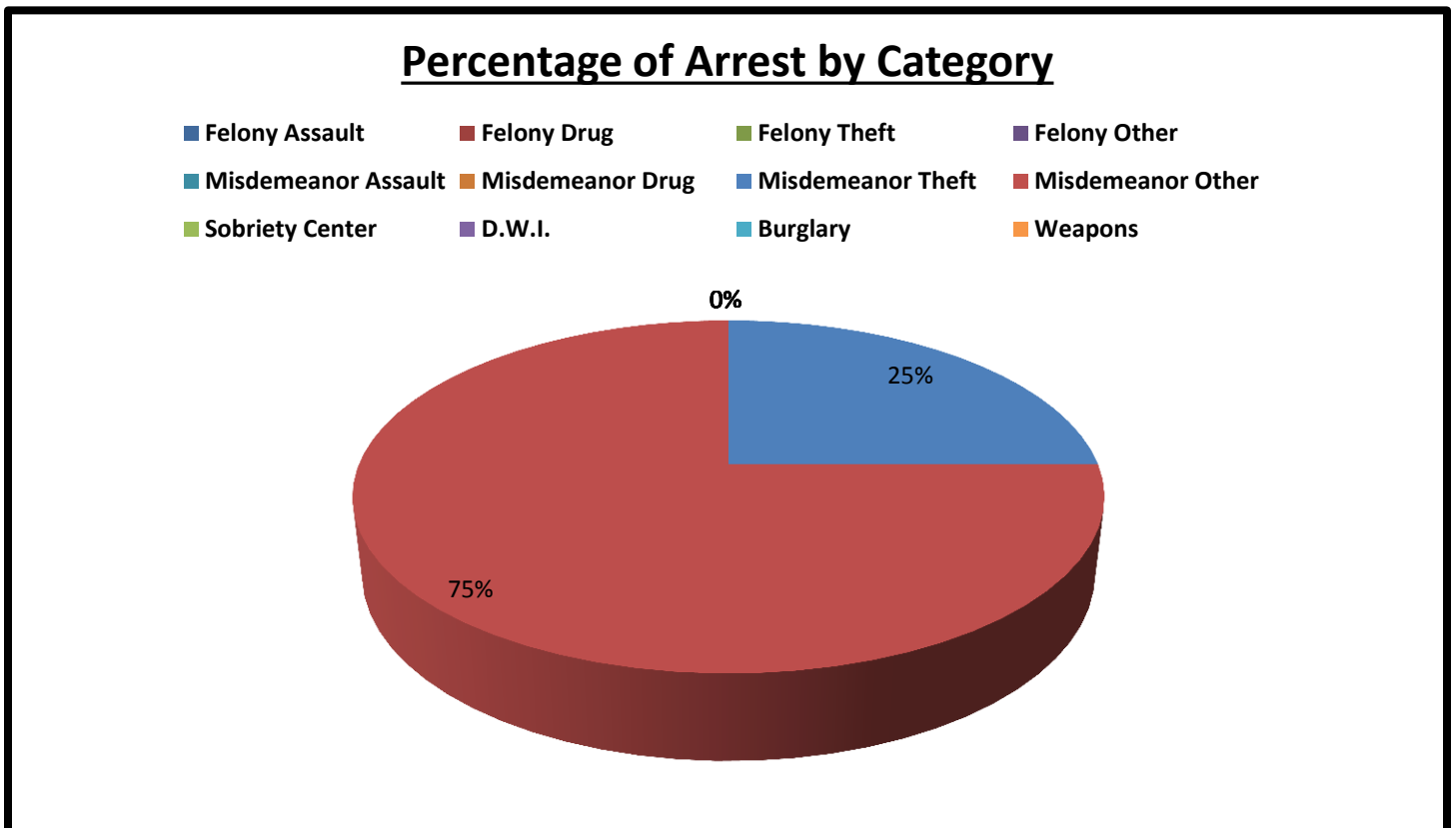
K. Types of Criminal Arrests Monthly Total:



L. Types of Criminal Arrests Monthly Total:



M. Types of Criminal Arrests Monthly Total:



N. Executed Warrant Monthly Total:

000

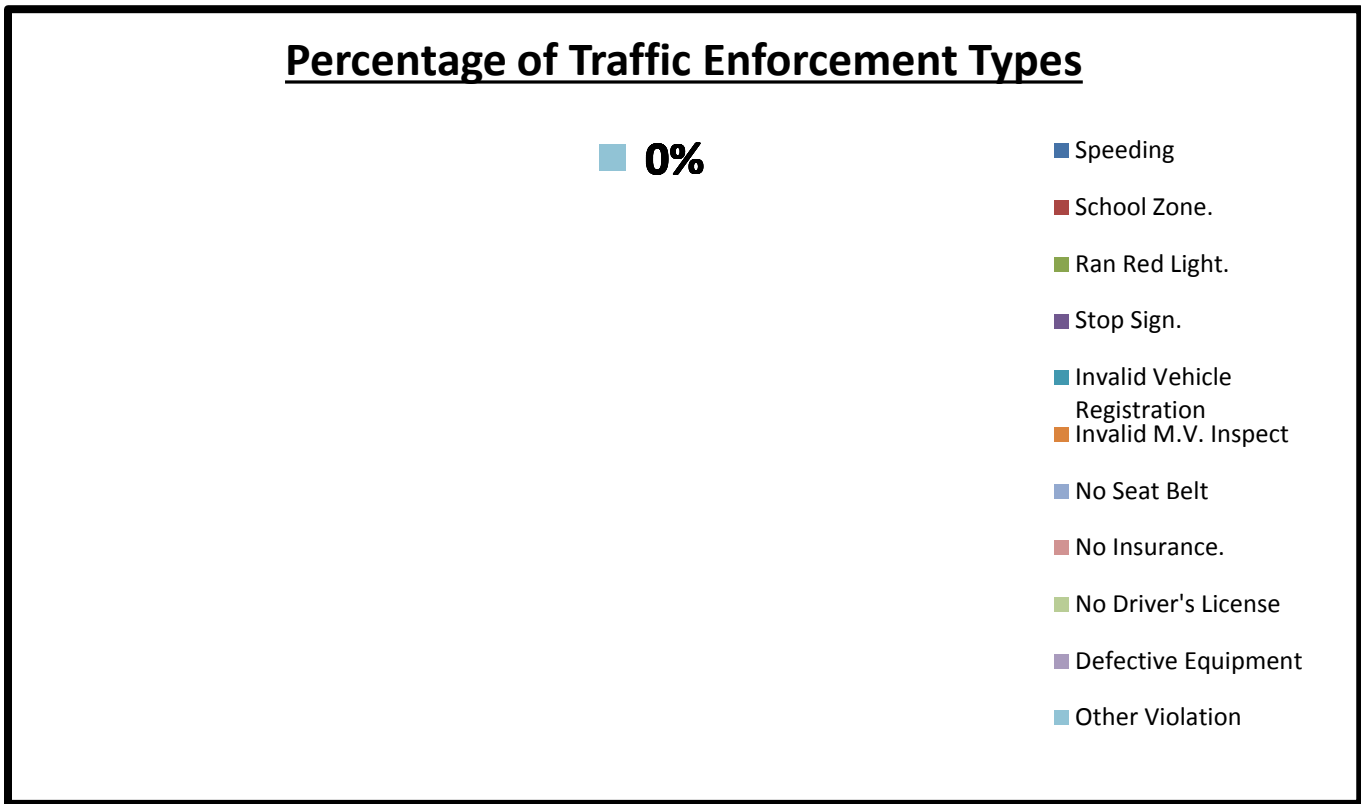
| * | <i>Executed Warrants</i> | 87S12 | 7S14 | 7S24 | 7S34 | TOT | AVER | % |
|-----|--------------------------|-------|------|------|------|-----|------|---------|
| (A) | Felony Warrants | 0 | 0 | 0 | 0 | 0 | 0.0 | #DIV/0! |
| (B) | Misdemeanor Warrants | 0 | 0 | 0 | 0 | 0 | 0.0 | #DIV/0! |
| | | | | | | | | |
| (C) | <i>Totals</i> | 0 | 0 | 0 | 0 | 0 | 0.0 | #DIV/0! |

O. Traffic Law Enforcement Total:

007

| * | <i>Traffic Enforcement</i> | 7S12 | 7S14 | 7S24 | 7S34 | TOT | AVER | % |
|---|------------------------------|------|------|------|------|-----|------|---------|
| A | Speeding | 0 | 0 | 0 | 0 | 0 | 0.0 | #DIV/0! |
| B | School Zone. | 0 | 0 | 0 | 0 | 0 | 0.0 | #DIV/0! |
| C | Ran Red Light. | 0 | 0 | 0 | 0 | 0 | 0.0 | #DIV/0! |
| D | Stop Sign. | 0 | 0 | 0 | 0 | 0 | 0.0 | #DIV/0! |
| E | Invalid Vehicle Registration | 0 | 0 | 0 | 0 | 0 | 0.0 | #DIV/0! |
| F | Invalid M.V. Inspect | 0 | 0 | 0 | 0 | 0 | 0.0 | #DIV/0! |
| G | No Seat Belt | 0 | 0 | 0 | 0 | 0 | 0.0 | #DIV/0! |
| H | No Insurance. | 0 | 0 | 0 | 0 | 0 | 0.0 | #DIV/0! |
| I | No Driver's License | 0 | 0 | 0 | 0 | 0 | 0.0 | #DIV/0! |
| J | Defective Equipment | 0 | 0 | 0 | 0 | 0 | 0.0 | #DIV/0! |
| K | Other Violation | 0 | 0 | 0 | 0 | 0 | 0.0 | #DIV/0! |
| | | | | | | | | |
| L | Written Warnings | 0 | 0 | 0 | 0 | 0 | 0.0 | 0% |
| M | Verbal Warning | 1 | 0 | 2 | 4 | 7 | 1.4 | 100% |
| | | | | | | | | |
| N | Citation | 0 | 0 | 0 | 0 | 0 | 0.0 | 0% |
| | | | | | | | | |
| O | Total Violations | 1 | 0 | 2 | 4 | 7 | 1.4 | 100% |

P. Traffic Law Enforcement Total:



Q. Citations vs. Warnings Monthly Total:

007

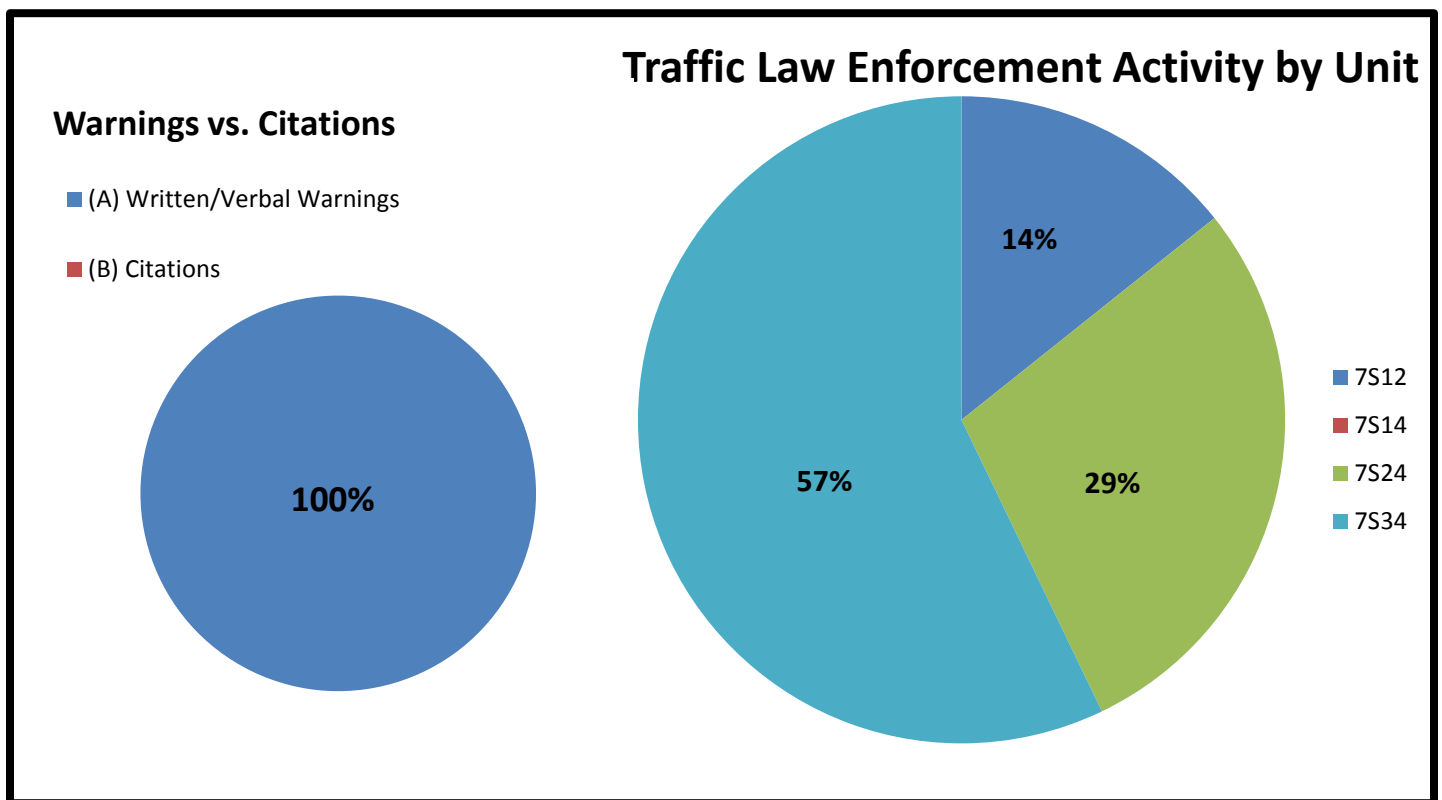
| * | Warnings vs. Citations | 7S12 | 7S14 | 7S24 | 7S34 | TOT | AVER | % |
|-----|-------------------------|------|------|------|------|-----|------|------|
| (A) | Written/Verbal Warnings | 1 | 0 | 2 | 4 | 7 | 1.4 | 100% |
| (B) | Citations | 0 | 0 | 0 | 0 | 0 | 0.0 | 0% |
| (C) | <i>Totals</i> | 1 | 0 | 2 | 4 | 7 | 1.4 | 100% |

R. Sources of Calls for Service Monthly Total:

0323

| Sources of Calls for Service | 7S12 | 7S14 | 7S24 | 7S34 | TOT | AVER | % |
|------------------------------|------|------|------|------|-----|------|------|
| On View | 0 | 91 | 6 | 0 | 97 | 19.4 | 30% |
| Dispatched | 1 | 14 | 19 | 1 | 35 | 7.0 | 11% |
| Self-Initiated | 26 | 3 | 55 | 107 | 191 | 38.2 | 59% |
| <i>Totals</i> | 27 | 108 | 80 | 108 | 323 | 64.6 | 100% |

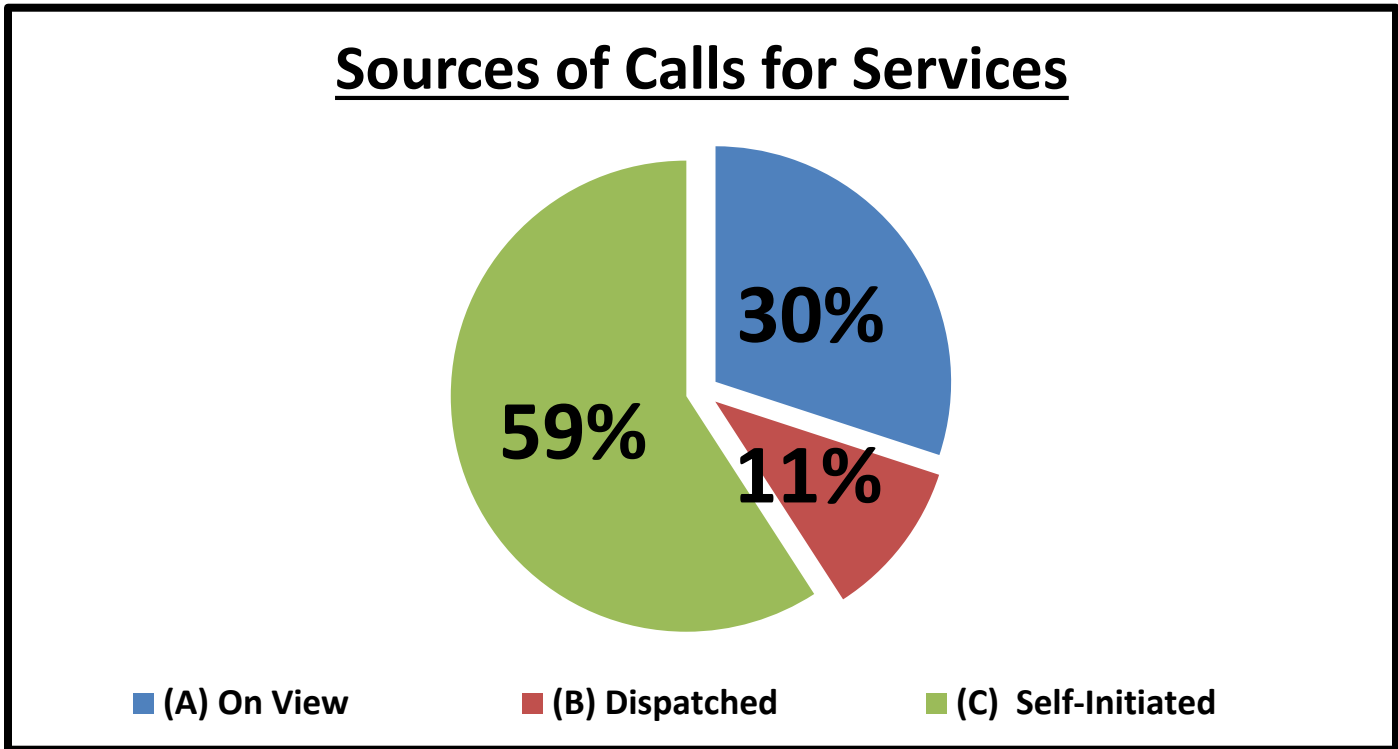
S. Traffic Law Enforcement Activity Percentages:



T. Sources of Calls for Service Percentages:

| * | Sources of Calls for Service | 87S12 | 7S14 | 7S24 | 7S34 | TOT | AVER |
|-----|------------------------------|-------|------|------|------|------|------|
| (A) | On View | 0% | 84% | 8% | 0% | 30% | N/A |
| (B) | Dispatched | 4% | 13% | 24% | 1% | 11% | N/A |
| (C) | Self-Initiated | 96% | 3% | 69% | 99% | 59% | N/A |
| | | | | | | | |
| (D) | Totals | 100% | 100% | 100% | 100% | 100% | N/A |

U. Sources of Calls for Service Percentages:



V. Free Reserve Personnel Time Utilized in Contract Monthly Total: 000

| * | <i>Free Reserve Personnel Time</i> | 87S12 | 7S14 | 7S24 | 7S34 | | TOT | AVER | % |
|-----|------------------------------------|-------|------|------|------|--|-----|------|---------|
| (A) | <i>Totals</i> | 0 | 0 | 0 | 0 | | 0 | 0.0 | #DIV/0! |

W. Mileage Total:

1745

| * | <i>Mileage</i> | 87S12 | 7S14 | 7S24 | 7S34 | | TOT | AVER | % |
|-----|----------------|-------|------|------|------|--|------|-------|------|
| (A) | <i>Totals</i> | 230 | 132 | 647 | 588 | | 1745 | 349.0 | 539% |

X. Incident Summaries:

| | | | | | | |
|---|----------------|------------------|----------------------|-----|-------------------|------------|
| 01. | APRIL 02, 2019 | 1000 HOURS | CRIMINAL TRESPASS | | DEPUTY T. ROE | |
| | DAYSHIFT: | 400 PIERCE | MIDTOWN | "M" | HC: | 1904-00009 |
| <p>On April 02, 2019, a Tuesday, at approximately 1041 hours, while on patrol in the "Midtown Contract", Deputy T. Roe was performing routine patrol and law enforcement services when I (Deputy T. Roe) was dispatched to the listed location in reference to criminal trespassers. Upon arrival, I met with Complainant in reference to this incident. During the course of the field investigation, one individual was detained and transported to Harris County Mental Diversion Program. A report was generated. The patrol activity type is "PAT=D".</p> | | | | | | |
| 02. | APRIL 08, 2019 | 1100 HOURS | EVADING | | DEPUTY T. KENNEDY | |
| | DAYSHIFT: | 1100 HADLEY | MIDTOWN | "M" | HC: | 1904-00125 |
| <p>On 08 April, 2019, a Monday, at approximately 1102 hours, while on patrol in the "Midtown Contract", I attempted to make contact with a known female in regards to an attempted theft that ended up in a foot pursuit. The said person was arrested and booked into The Joint Processing Center... The patrol activity type is "PAT=U".</p> | | | | | | |
| 03. | APRIL 21, 2019 | 0100 HOURS | CRIMINAL MISCHIEF | | DEPUTY N. ANTON | |
| | NIGHTSHIFT: | 3500 MAIN STREET | MIDTOWN | "M" | HC : | 1904-00168 |
| <p>On 21 April, 2019, a Sunday, at approximately 0105 hours, while on patrol in the "Midtown Contract", I was dispatched to a criminal mischief that already occurred. Deputy met with the Complainant and report was generated. The patrol activity type is "PAT=S".</p> | | | | | | |
| 04. | APRIL 22, 2019 | 1400 HOURS | AGGRAVATED ASSAULT | | DEPUTY T. KENNEDY | |
| | DAYSHIFT: | 4200 CAROLINE | MIDTOWN | "F" | HC : | 1904-00175 |
| <p>On 22 April, 2019, a Monday, at approximately 1441 hours, while on patrol in the "Midtown Contract", I was dispatched to the listed location in regards to an Aggravated Assault that occurred 20 mins prior. Deputy completed HPD report. The patrol activity type is "PAT=V".</p> | | | | | | |
| 05. | APRIL 26, 2019 | 1100 HOURS | NARCOTICS ARREST-PCS | | DEPUTY T. KENNEDY | |
| | DAYSHIFT: | 2200 LOUISIANA | MIDTOWN | "F" | HC : | 1904-00207 |
| <p>On 26 April, 2019, a Friday, at approximately 1155 hours, while on patrol in the "Midtown Contract", I was dispatched to the listed location in regards to a shoplifter. After a search of the said person deputy found controlled substances on his person. DA's office declined charges pending the results of drug chemistry results. Deputy initiated incident report. The patrol activity type is "PAT=D".</p> | | | | | | |
| 06. | APRIL 29, 2019 | 1400 HOURS | THEFT | | DEPUTY T. KENNEDY | |
| | DAYSHIFT: | 2200 LOUISIANA | MIDTOWN | "M" | HC : | 1904-00225 |
| <p>On 29 April, 2019, a Monday, at approximately 1433 hours, while on patrol in the "Midtown Contract", I was dispatched to the listed location in regards to a shoplifter. After running the said person, it was found that they had priors for theft and the DA's office accepted charges. The said person was booked into the JPC located at 701 San Jacinto St. The patrol activity type is "PAT=U".</p> | | | | | | |

| | | | | | | |
|-----|---|----------------|--------------------|-----|-------------------|------------|
| 07. | APRIL 30,2019 | 2100 HOURS | ARREST-RETALIATION | | DEPUTY A. CLOPTON | |
| | DAYSHIFT: | 3200 LOUISIANA | MIDTOWN | "M" | HC : | 1904-00229 |
| | <p>On 30 April, 2019, a Tuesday, at approximately 2130 hours, while on patrol in the "Midtown Contract", I was dispatched to the listed location in regards to a shoplifter. After running the said person, it was found that they had priors for theft and the DA's office accepted charges. The said person was booked into the JPC located at 701 San Jacinto St. The patrol activity type is "PAT=A/Q".</p> | | | | | |

Sergeant Odell Haynes

Sergeant Odell Haynes
Contract Sergeant, Field Operations
Harris County Constable's Office of Precinct "7"
713-643-6602 OR 832-788-1013