



MAY WALKER, CONSTABLE
PRECINCT SEVEN
HARRIS COUNTY, TEXAS

MAIN OFFICE
5300 Griggs Road
Houston, Texas 77021
PHONE (713) 643-6602
FAX (713) 643-3401

Date: September 14, 2018

From: Sergeant Jon Meek
Neighborhood Patrol Division, First Line Supervisor
Harris County Constable's Office of Precinct "7"

To: Property Owners Association
Board of Directors & Management Company

Subject: August Monthly Productivity Analysis Report
Enclosure: **MPAR – August 2018**
Distribution: Executive Command Staff & Board of Directors & Management Company

The purpose of this "**Monthly Productivity Analysis Report**" (M.P.A.R.) is to provide the executive command staff with the appropriate data to analyze the productivity of assigned personnel and their shifts' activities to allow for the validation of individual and divisional performance evaluations. With regard to the specific contents of the report, there are 18 distinctive component parts of this report. These components are enumerated below:

- | | |
|--|---|
| 01. Patrol Activity Details | 10. Traffic Enforcement Report |
| 02. Patrol Activity Analytical Summary | 11. Trends & Percentages of Traffic |
| 03. Patrol Activity Percentages & Trends | 12. Citation & Warning Issuance Review |
| 04. Security Checks Report | 13. Call for Service Report (<i>C.F.S.</i>) |
| 05. Security Checks Percentages & Trends | 14. Trends & Percentages for <i>C.F.S.</i> |
| 06. Crisis Intervention Disposition Report | 15. Overtime Report (service at no Cost) |
| 07. Offense/Incident Generation Report | 16. Reserve Deputy Use (at no Cost) |
| 08. Criminal Arrest Types Report | 17. Incident Summarization |
| 09. Warrant Execution Report | 18. Hotspot Report Data Review |

A cursory analysis of the statistical data from this report should be demonstrative of the quality of performance of this agency in realizing the contractual obligations and the overall achievement of the goals and objectives of this Agency and the Contract Division.

3768 total miles were driven and the shift responded to **1190** total service calls and conducted **001** crash investigations. The shift issued **002** traffic citations, made **03** arrest and handled **026** enforcement service related calls.

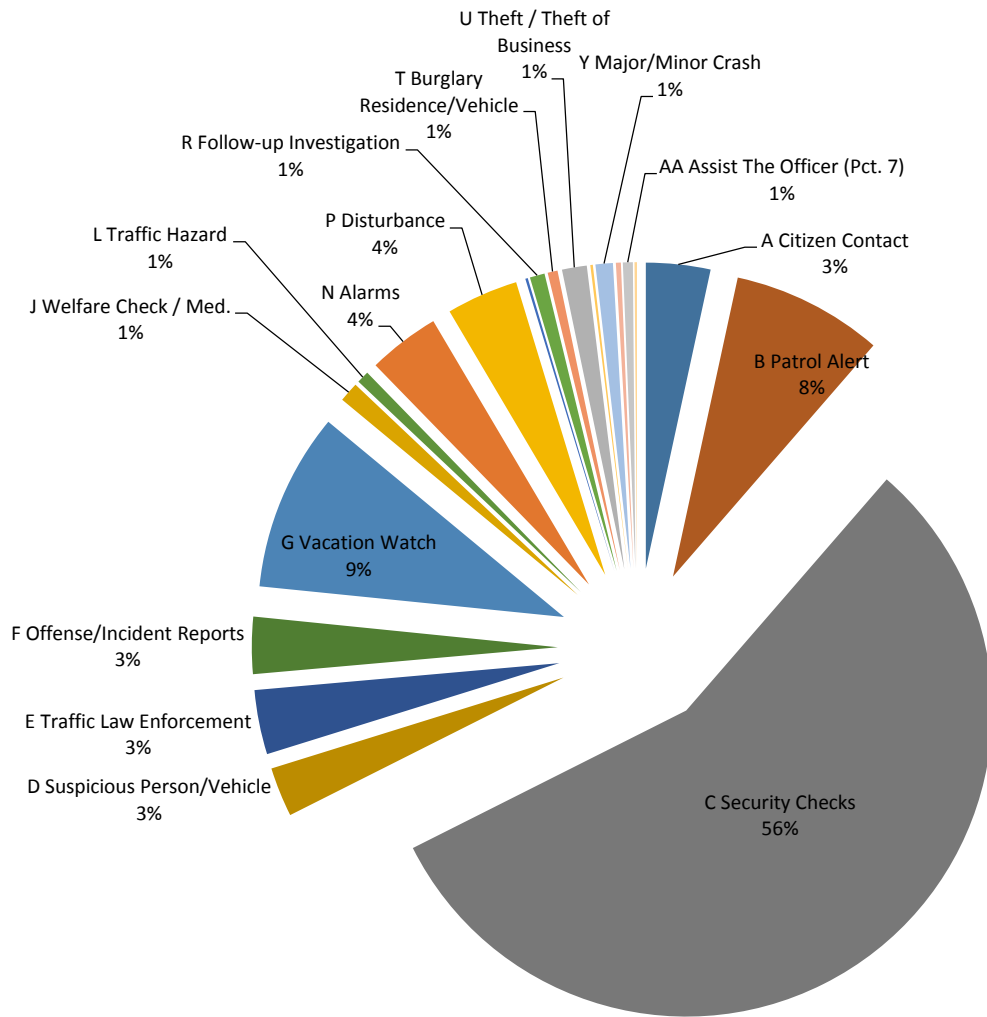
A. Patrol Activity Monthly Total:

0765

* Patrol Activity Types	7S11	7S19	7S21	7S31	7S33	TOT	AVER	%
A Citizen Contact	8	6	7	4	1	26	5.2	3%
B Patrol Alert	0	3	24	20	14	61	12.2	8%
C Security Checks	33	81	150	111	55	430	86.0	56%
D Suspicious Person/Vehicle	3	11	4	1	1	20	4.0	3%
E Traffic Law Enforcement	1	19	5	0	1	26	5.2	3%
F Offense/Incident Reports	1	5	10	3	4	23	4.6	3%
G Vacation Watch	0	18	20	19	15	72	14.4	9%
H Open Door / Window	0	0	0	0	0	0	0.0	0%
I Assist Contract Citizen	0	0	0	0	0	0	0.0	0%
J Welfare Check / Med.	0	4	2	2	0	8	1.6	1%
K Traffic Initiative	0	0	0	0	0	0	0.0	0%
L Traffic Hazard	0	2	1	2	0	5	1.0	1%
M Animal Humane	0	0	0	0	0	0	0.0	0%
N Alarms	3	7	10	7	2	29	5.8	4%
O Mental Cases (171)	0	0	0	0	0	0	0.0	0%
P Disturbance	0	7	8	13	1	29	5.8	4%
Q Criminal Investigation	1	0	0	0	0	1	0.2	0%
R Follow-up Investigation	1	0	5	0	0	6	1.2	1%
S Criminal Mischief	0	0	0	0	0	0	0.0	0%
T Burglary Residence/Vehicle	0	0	1	0	3	4	0.8	1%
U Theft / Theft of Business	0	6	3	0	1	10	2.0	1%
V Citizen Assaulted	0	0	1	0	0	1	0.2	0%
W Robbery of an Individual	0	0	0	0	0	0	0.0	0%
X Trespass Warning	0	0	0	0	0	0	0.0	0%
Y Major/Minor Crash	0	0	6	0	1	7	1.4	1%
Z Child Custody Disputes	0	0	1	1	0	2	0.4	0%
AA Assist The Officer (Pct. 7)	0	2	0	1	1	4	0.8	1%
BB Runaway Missing Persons	1	0	0	0	0	1	0.2	0%
CC Assisted LEA	0	0	0	0	0	0	0.0	0%
DD Solicitors	0	0	0	0	0	0	0.0	0%
EE Meeting/Event/Ct.	0	0	0	0	0	0	0.0	0%
MONTH TOTALS						765	153.0	100%

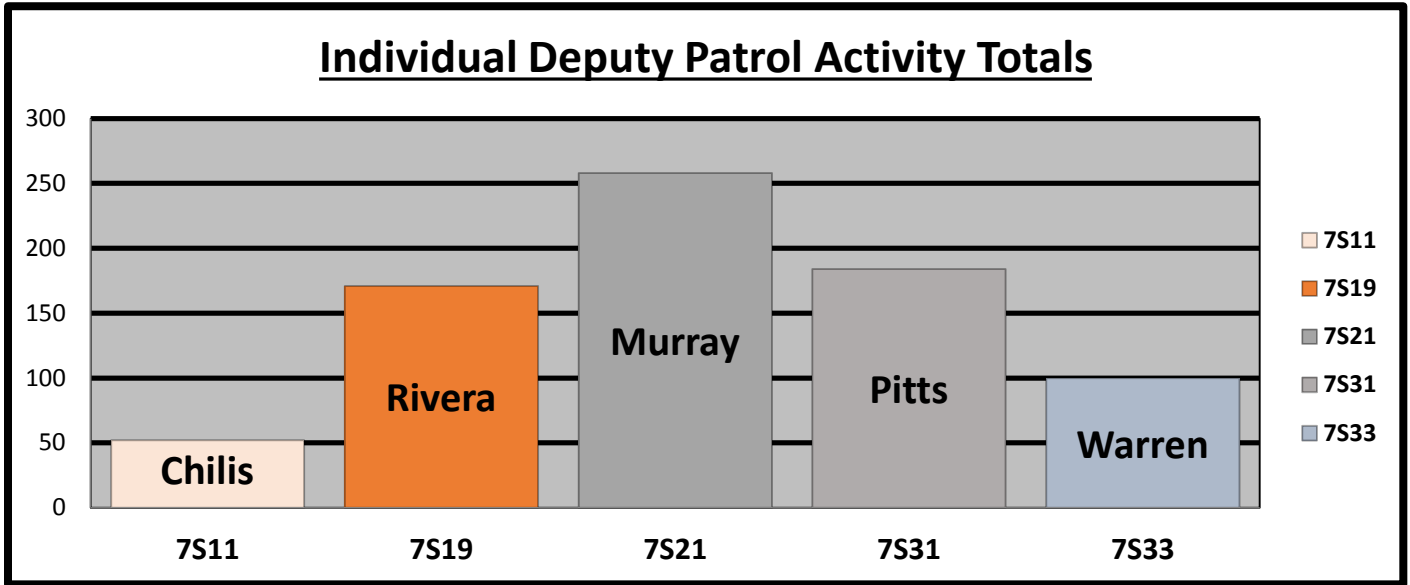
A1. Patrol Activity Percentage:

Percentage of Patrol Activity



- | | | | |
|-------------------------------|------------------------------|----------------------------------|--------------------------------|
| ■ A Citizen Contact | ■ B Patrol Alert | ■ C Security Checks | ■ D Suspicious Person/Vehicle |
| ■ E Traffic Law Enforcement | ■ F Offense/Incident Reports | ■ G Vacation Watch | ■ H Open Door / Window |
| ■ I Assist Contract Citizen | ■ J Welfare Check / Med. | ■ K Traffic Initiative | ■ L Traffic Hazard |
| ■ M Animal Humane | ■ N Alarms | ■ O Mental Cases (171) | ■ P Disturbance |
| ■ Q Criminal Investigation | ■ R Follow-up Investigation | ■ S Criminal Mischief | ■ T Burglary Residence/Vehicle |
| ■ U Theft / Theft of Business | ■ V Citizen Assaulted | ■ W Robbery of an Individual | ■ X Trespass Warning |
| ■ Y Major/Minor Crash | ■ Z Child Custody Disputes | ■ AA Assist The Officer (Pct. 7) | ■ BB Runaway Missing Persons |
| ■ CC Assisted LEA | ■ DD Solicitors | ■ EE Meeting/Event/Ct. | |

B. Patrol Activity by MUD District 89 Personnel:

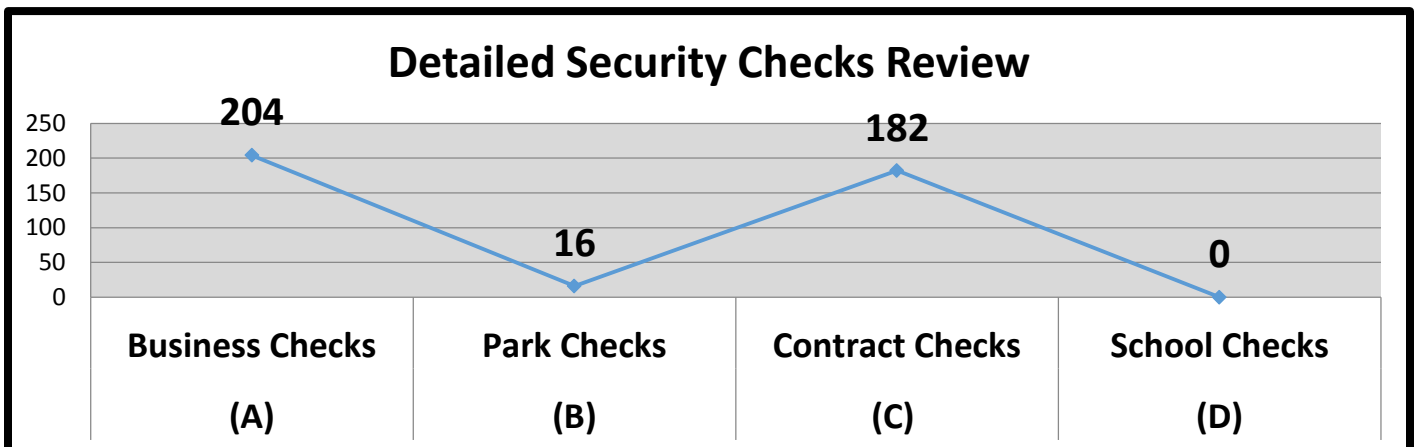


C. Security Checks Monthly Total:

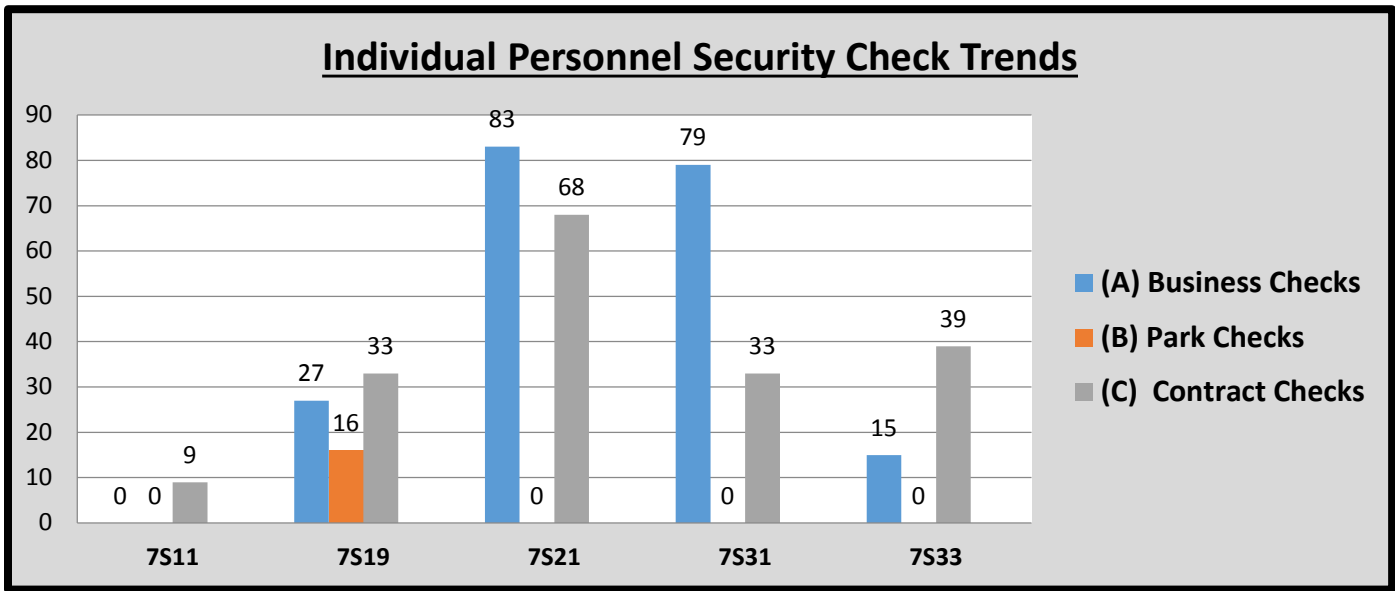
0402

* Security Checks	7S11	7S19	7S21	7S31	7S33	TOT	AVER	%
(A) Business Checks	0	27	83	79	15	204	40.8	51%
(B) Park Checks	0	16	0	0	0	16	3.2	4%
(C) Contract Checks	9	33	68	33	39	182	36.4	45%
(D) Plaza Checks	0	0	0	0	0	0	0.0	0%
(E) Totals	9	76	151	112	54	402	80.4	100%

D. Detailed Security Checks Monthly:



E. Individual Personnel Security Check Trends:



F. CIT/MHO Dispositions Monthly Total:

000

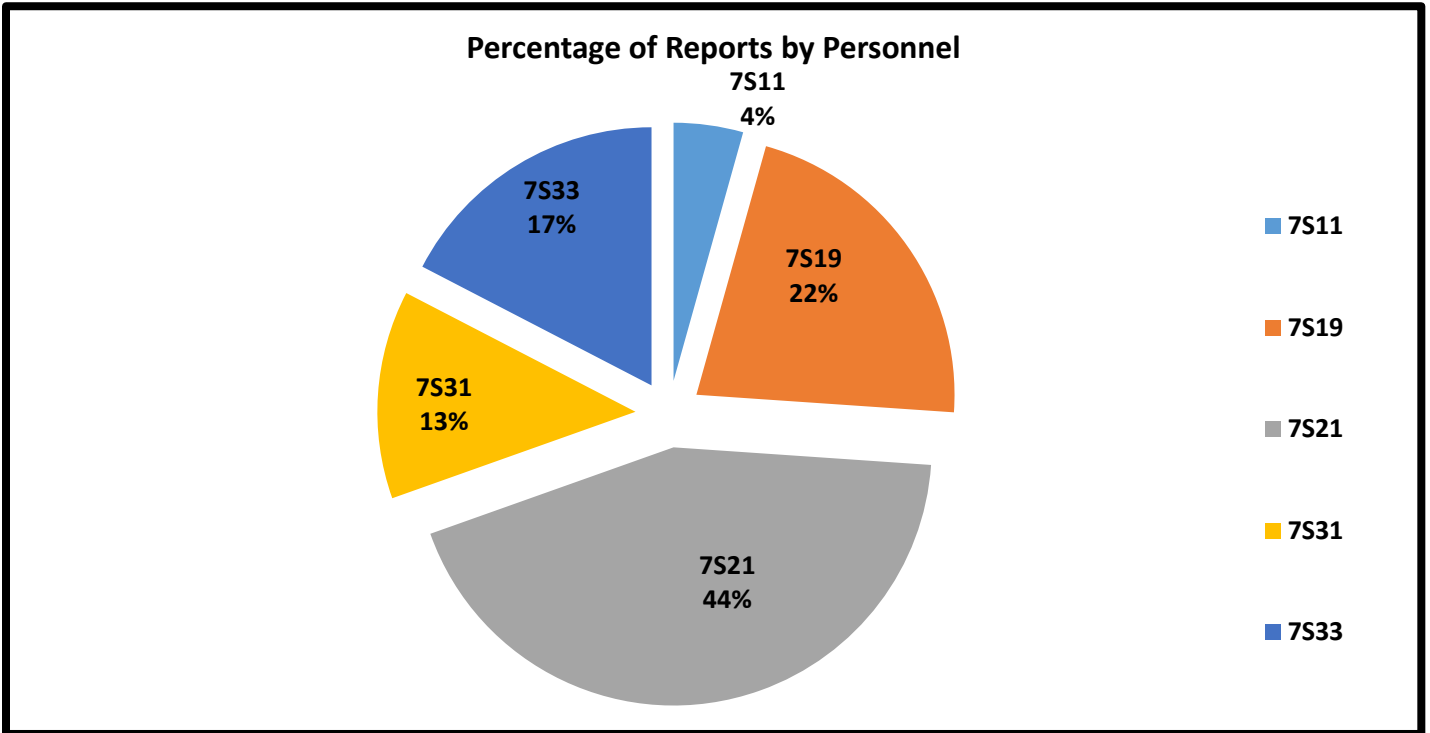
*	<i>C.I.T. Dispositions</i>	7S11	7S19	7S21	7S31	7S33	TOT	AVER	%
(A)	CIT/MHO Outside Referral	0	0	0	0	0	0	0.0	#DIV/0!
(B)	CIT/MHO Transport	0	0	0	0	0	0	0.0	#DIV/0!
(C)	CIT/MHO CIT Contact	0	0	0	0	0	0	0.0	#DIV/0!
(D)	CIT/MHO Arrest	0	0	0	0	0	0	0.0	#DIV/0!
(E)	<i>Totals</i>	0	0	0	0	0	0	0.0	#DIV/0!

G. Offense/Incident Reports Monthly Total:

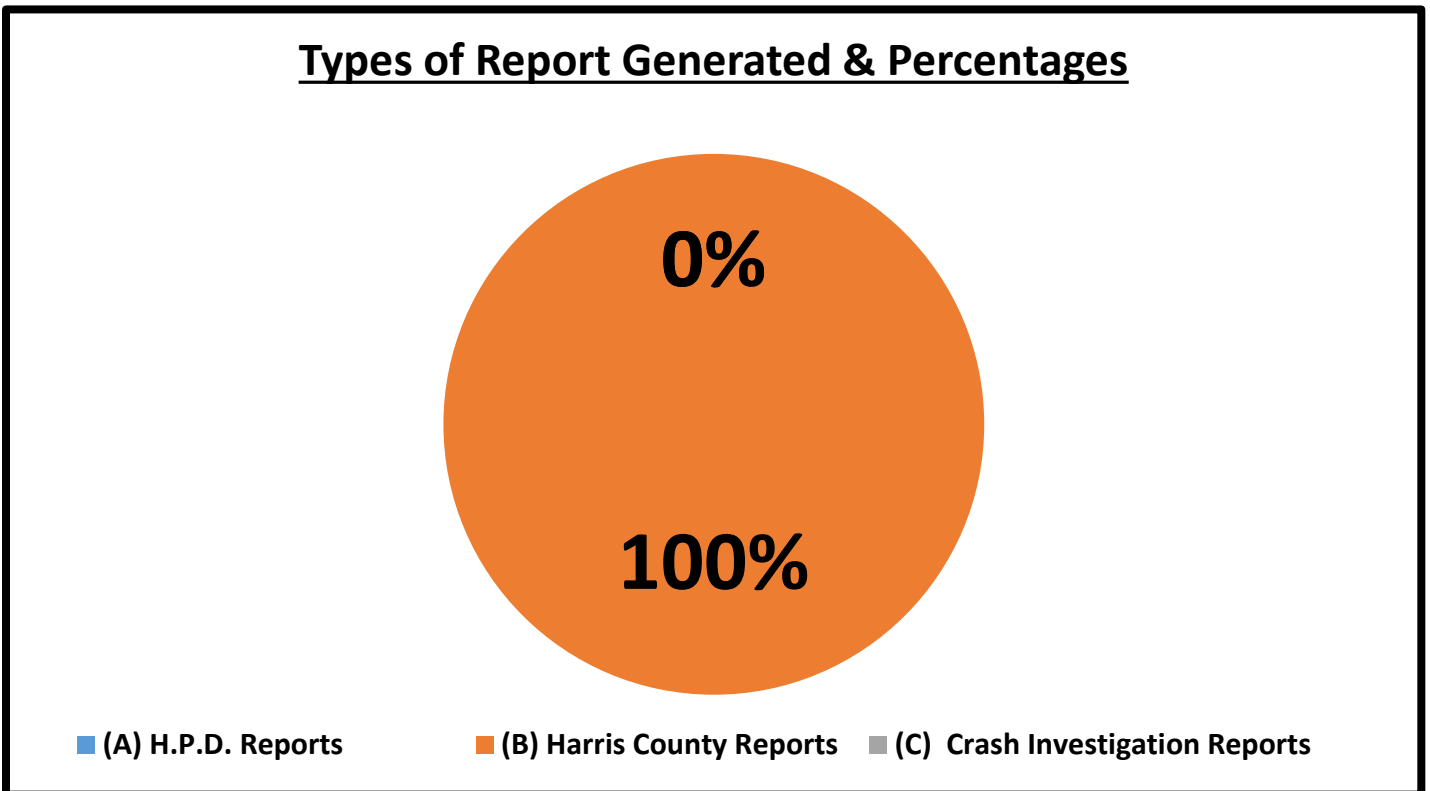
023

*	<i>Offense/Incident Reports</i>	7S11	7S19	7S21	7S31	7S33	TOT	AVER	%
(A)	H.P.D. Reports	0	0	0	0	0	0	0.0	0%
(B)	Harris County Reports	1	5	10	3	4	23	4.6	100%
(C)	Crash Investigation Reports	0	0	0	0	0	0	0.0	0%
(D)	<i>Totals</i>	1	5	10	3	4	23	4.6	100%

H. Report Generation Percentages:



I. Percentages:

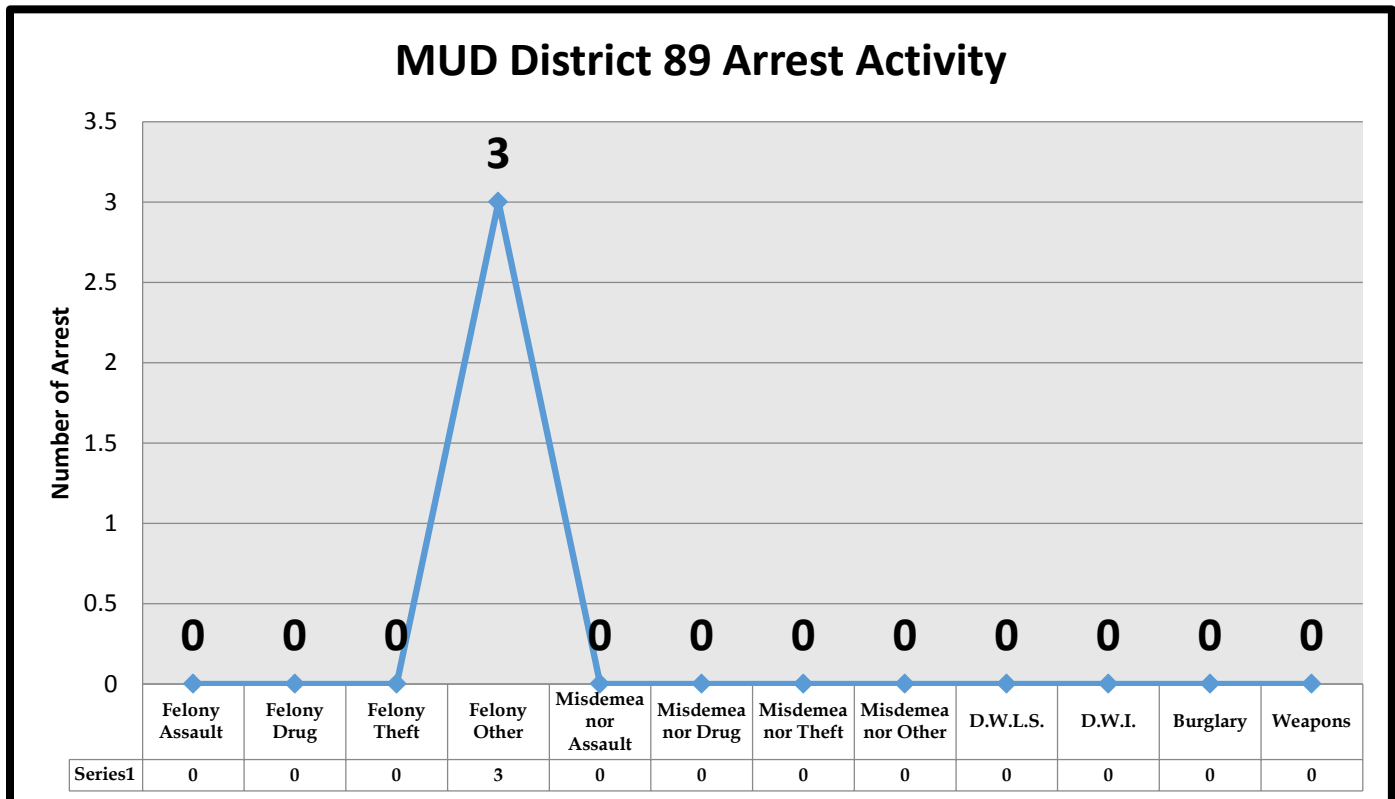


J. Types of Criminal Arrests Monthly Total:

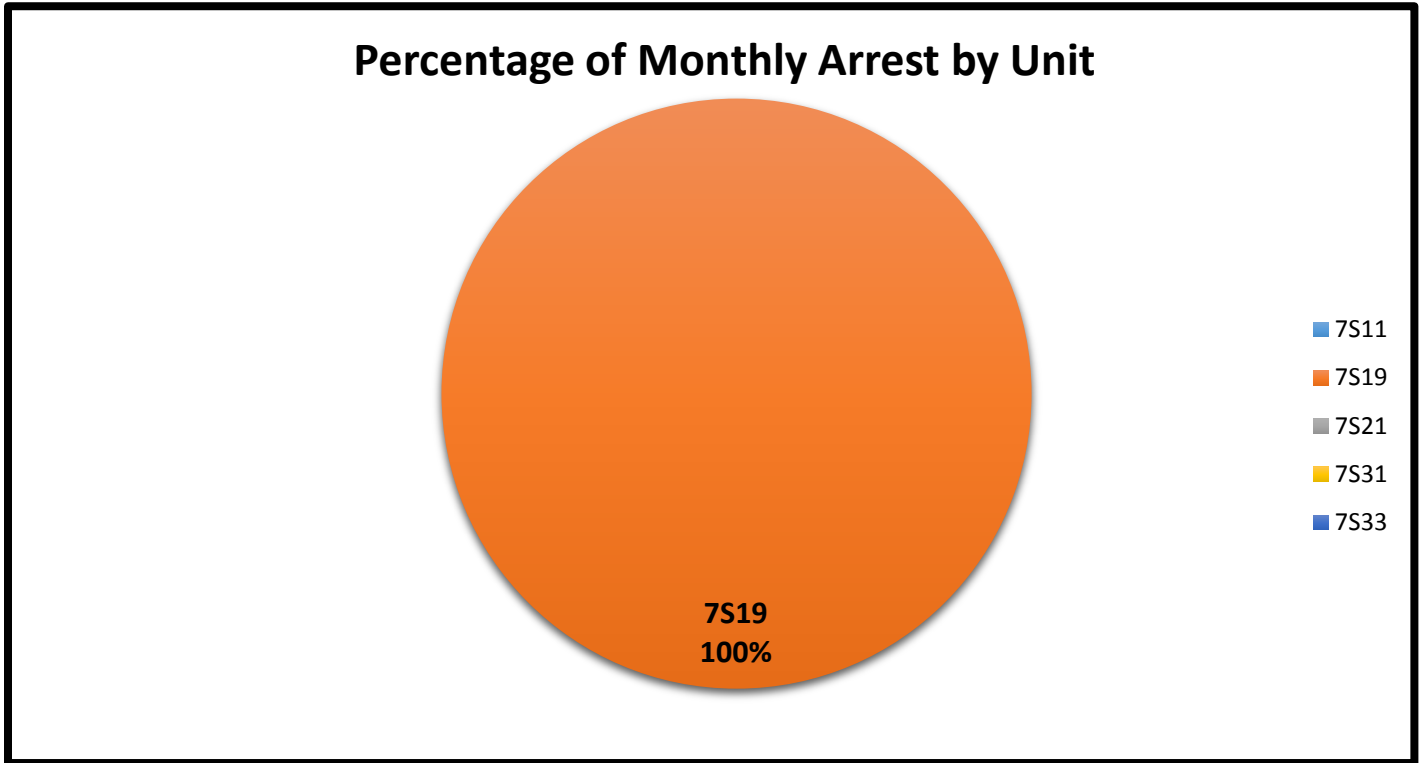
003

*	Types of Criminal Arrests	7S11	7S19	7S21	7S31	7S33	TOT	AVER	%
A	Felony Assault	0	0	0	0	0	0	0.0	0%
B	Felony Drug	0	0	0	0	0	0	0.0	0%
C	Felony Theft	0	0	0	0	0	0	0.0	0%
D	Felony Other	0	3	0	0	0	3	0.6	100%
E	Misdemeanor Assault	0	0	0	0	0	0	0.0	0%
F	Misdemeanor Drug	0	0	0	0	0	0	0.0	0%
G	Misdemeanor Theft	0	0	0	0	0	0	0.0	0%
H	Misdemeanor Other	0	0	0	0	0	0	0.0	0%
I	D.W.L.S.	0	0	0	0	0	0	0.0	0%
J	D.W.I.	0	0	0	0	0	0	0.0	0%
K	Burglary	0	0	0	0	0	0	0.0	0%
L	Weapons	0	0	0	0	0	0	0.0	0%
M	Totals	0	3	0	0	0	3	0.6	100%

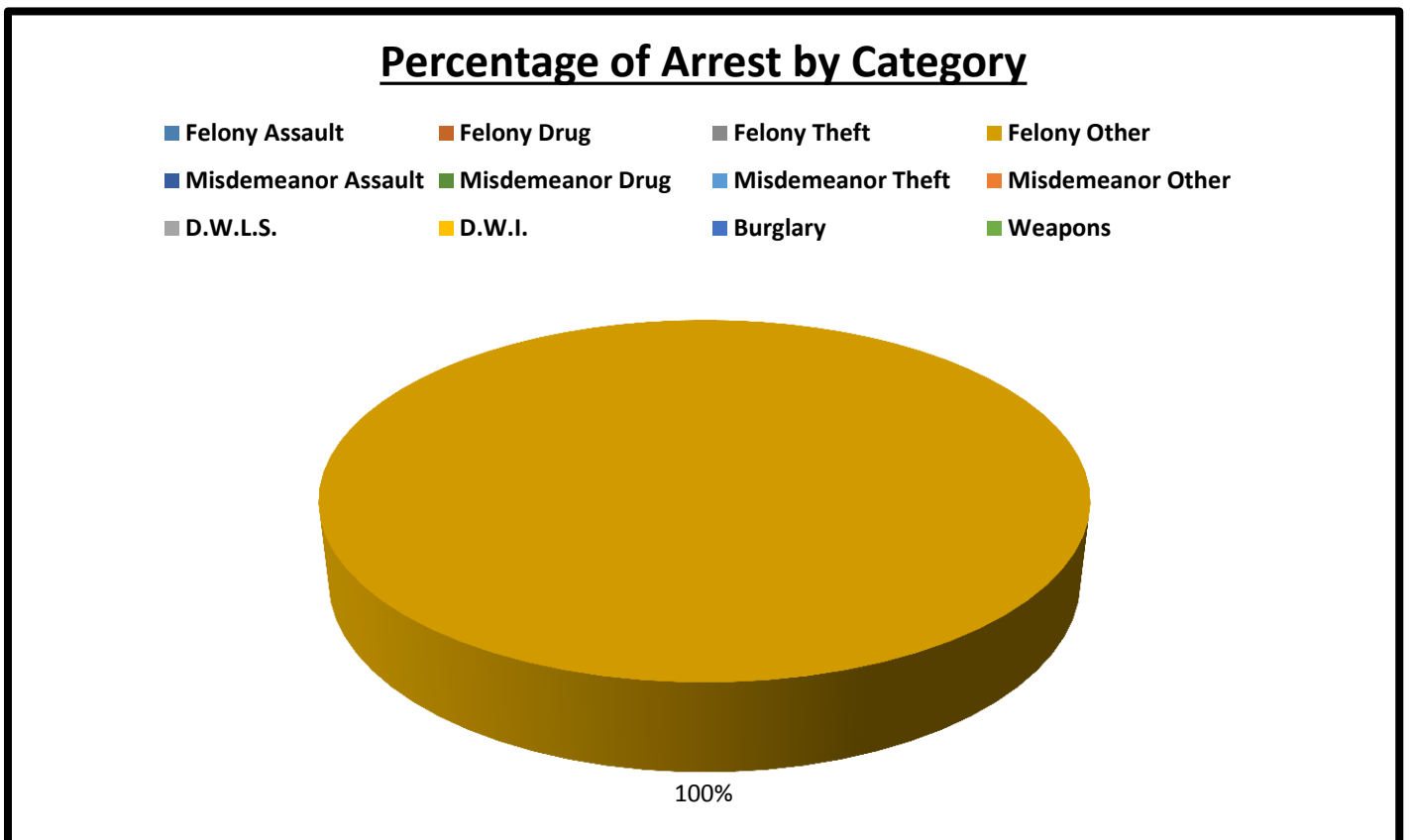
K. Types of Criminal Arrests Monthly Total:



L. Types of Criminal Arrests Monthly Total:



M. Types of Criminal Arrests Monthly Total:



N. Executed Warrant Monthly Total:

004

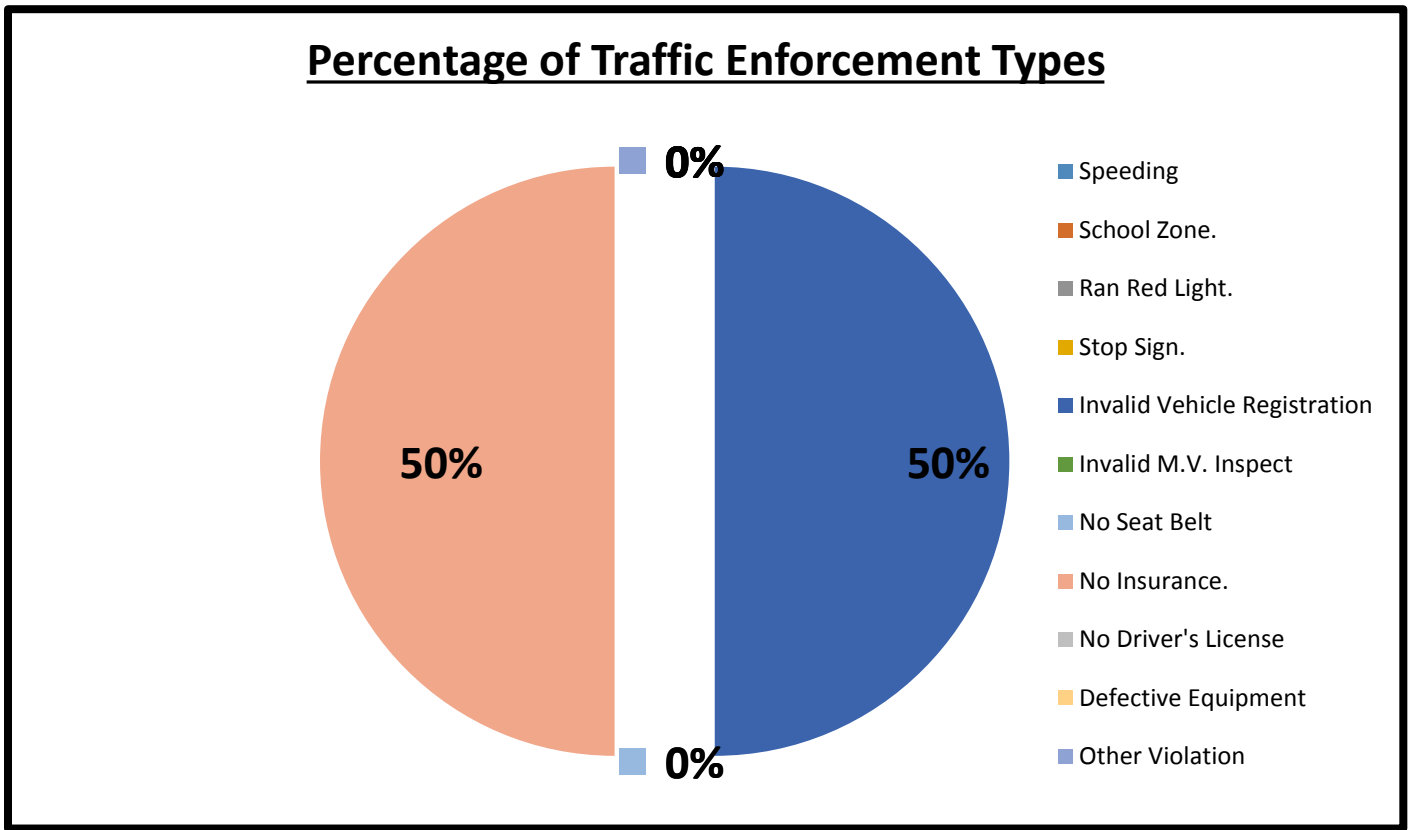
*	Executed Warrants	7S11	7S19	7S21	7S31	7S33	TOT	AVER	%
(A)	Felony Warrants	0	3	0	0	0	3	0.6	75%
(B)	Misdemeanor Warrants	0	1	0	0	0	1	0.2	25%
(C)	Totals	0	4	0	0	0	4	0.8	100%

O. Traffic Law Enforcement Total:

023

*	Traffic Enforcement	7S11	7S19	7S21	7S31	7S33	TOT	AVER	%
A	Speeding	0	0	0	0	0	0	0.0	0%
B	School Zone.	0	0	0	0	0	0	0.0	0%
C	Ran Red Light.	0	0	0	0	0	0	0.0	0%
D	Stop Sign.	0	0	0	0	0	0	0.0	0%
E	Invalid Vehicle Registration	0	1	0	0	0	1	0.2	50%
F	Invalid M.V. Inspect	0	0	0	0	0	0	0.0	0%
G	No Seat Belt	0	0	0	0	0	0	0.0	0%
H	No Insurance.	0	1	0	0	0	1	0.2	50%
I	No Driver's License	0	0	0	0	0	0	0.0	0%
J	Defective Equipment	0	0	0	0	0	0	0.0	0%
K	Other Violation	0	0	0	0	0	0	0.0	0%
L	Written Warnings	0	0	0	0	0	0	0.0	0%
M	Verbal Warning	0	15	5	0	1	21	4.2	100%
N	Citation	0	2	0	0	0	2	0.4	9%
O	Total Violations	0	17	5	0	1	23	4.6	100%

P. Traffic Law Enforcement Total:



Q. Citations vs. Warnings Monthly Total:

0023

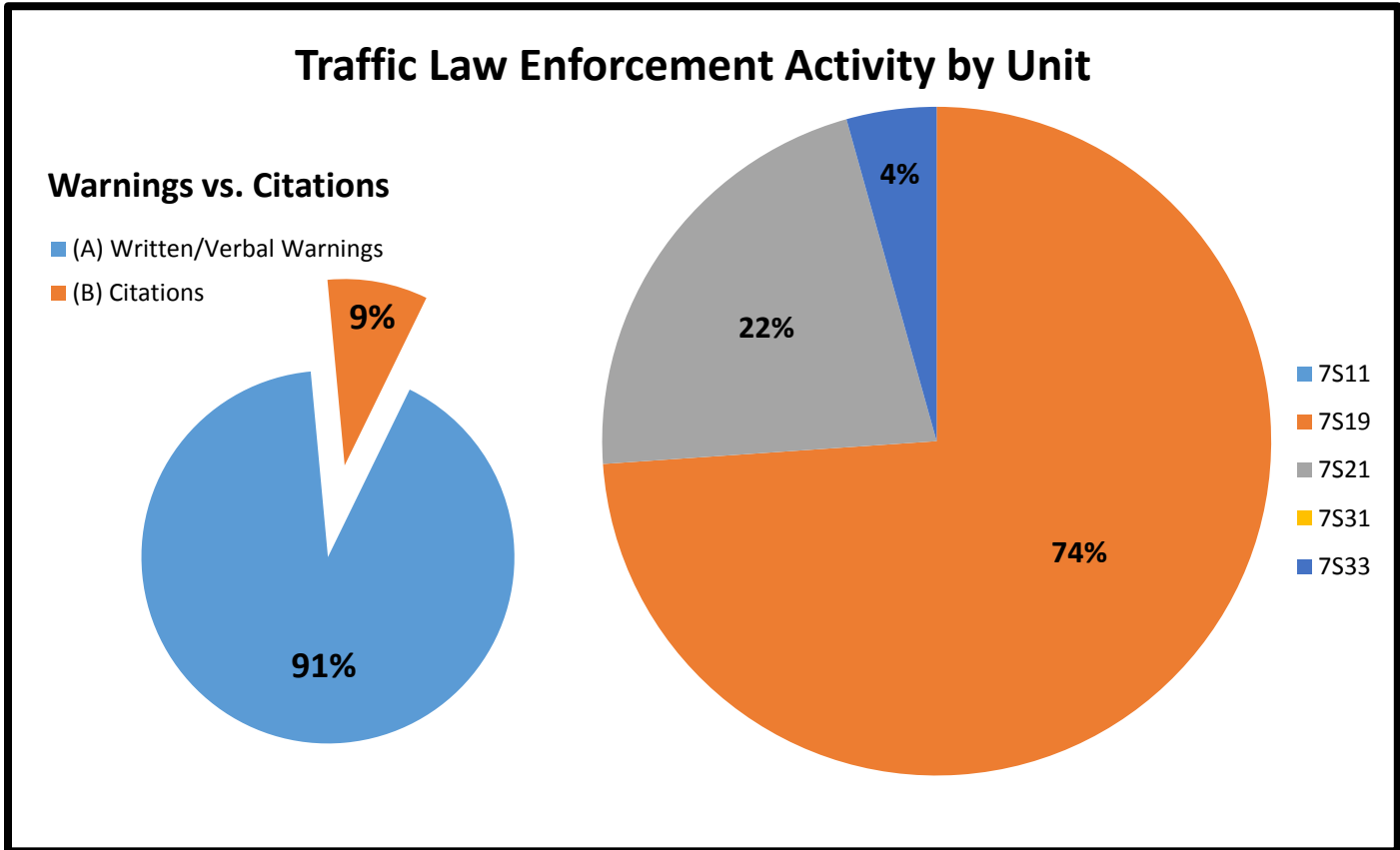
*	Warnings vs. Citations	7S11	7S19	7S21	7S31	7S33	TOT	AVER	%
(A)	Written/Verbal Warnings	0	15	5	0	1	21	4.2	91%
(B)	Citations	0	2	0	0	0	2	0.4	9%
(C)	<i>Totals</i>	0	17	5	0	1	23	4.6	100%

R. Sources of Calls for Service Monthly Total:

0744

*	Sources of Calls for Service	7S11	7S19	7S21	7S31	7S33	TOT	AVER	%
(A)	On View	33	0	0	42	0	75	15.0	10%
(B)	Dispatched	8	24	45	25	11	113	22.6	15%
(C)	Self-Initiated	10	142	204	115	85	556	111.2	75%
(D)	<i>Totals</i>	51	166	249	182	96	744	148.8	100%

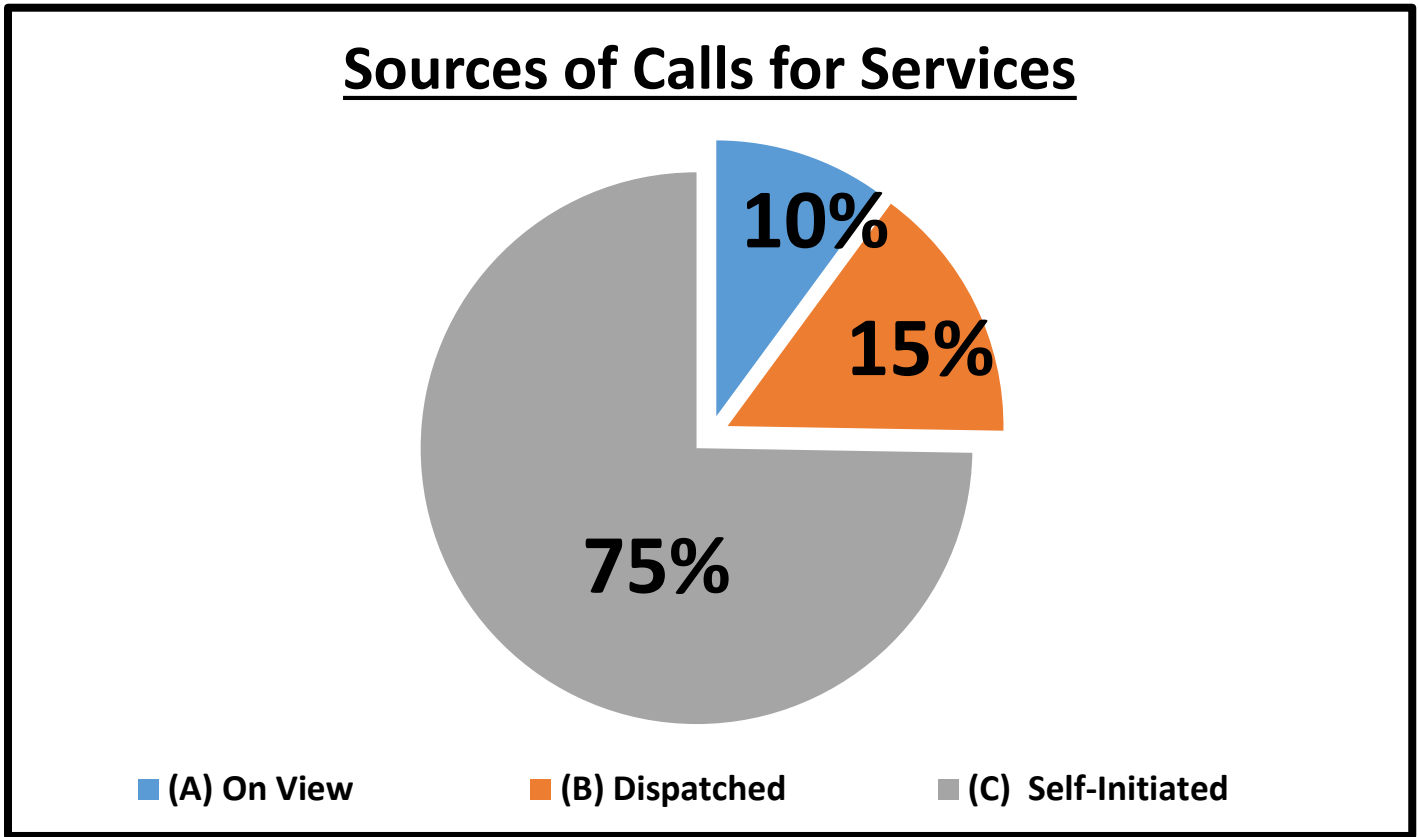
S. Sources of Calls for Service Percentages:



T. Sources of Calls for Service Percentages:

*	Sources of Calls for Service	7S11	7S19	7S21	7S31	7S33	TOT	AVER
(A)	On View	65%	0%	0%	23%	0%	10%	0.0
(B)	Dispatched	16%	14%	18%	14%	11%	15%	0.0
(C)	Self-Initiated	20%	86%	82%	63%	89%	75%	0.1
(D)	<i>Totals</i>	100%	100%	100%	100%	100%	100%	0.2

U. Sources of Calls for Service Percentages:



V. Free Reserve Personnel Time Utilized in Contract Monthly Total: 048

*	<i>Free Reserve Personnel Time</i>	7S11	7S19	7S21	7S31	7S33		TOT	AVER	%
(A)	<i>Totals</i>	0	48	0	0	0		48	9.6	100%

W. Monthly Productivity Analysis Report (M.P.A.R.) - Executive Summary:

*	<i>Unit</i>	7S11	7S19	7S21	7S31	7S33		TOT	AVER
1	Patrol Activity	52	172	258	184	100		766	153.2
2	Security Checks	9	76	151	112	54		402	80.4
3	C.I.T. Interactions	0	0	0	0	0		0	0.0
4	Offense/Incident Reports	1	6	10	3	4		24	4.8
*	<i>Total Service Calls</i>	62	254	419	299	158		1192	238.4
1	Criminal Arrests	0	3	0	0	0		3	0.6
2	Citations Issued	0	2	0	0	0		2	0.4
3	Written & Verbal Warnings	0	15	5	0	1		21	4.2
*	<i>Enforcement Service Calls</i>	0	20	5	0	1		26	5.2
*	<i>Total Hours</i>	160	160	160	160	160		800	160.0
1	Sick Time Used	0	8	0	8	0		16	3.2
2	Vacation Time Used	0	0	0	0	0		0	0.0
3	Training Time Used	0	0	0	0	0		0	0.0
4	Compensatory Time Used	0	0	8	0	32		40	8.0
*	<i>Hours Actually Worked</i>	160	152	152	152	128		744	148.8
*	<i>Unit Productivity Ratio</i>	0.4	1.8	2.8	2.0	1.2		1.6	1.6

X. Mileage Total:

3768

*	<i>Mileage</i>	7S11	7S19	7S21	7S31	7S33		TOT	AVER	%
(A)	<i>Totals</i>	561	1055	879	724	549		3768	753.6	492%

Y. Incident Summaries:

01.	AUGUST 01, 2018	2000 HOURS	TELEPHONE HARASSMENT			DEPUTY A. MURRAY	
	EVENINGSHIFT:	3500 CAVASBACK LN	WICD #89	"M"	HC:	18-0123044	
	On August 01, 2018, a Sunday , at approximately 1830 hours, while on patrol in the "WIC #89 Contract" I was dispatched to the 3500 block of Canvasback Ln, in regards to a Telephone Harassment. I receive information from the reportee. No arrests. The patrol activity is "PAT=F"						

02.	AUGUST 06, 2018	1500 HOURS	WARRANT ARREST		DEPUTY A. RIVERA	
	DAYSHIFT:	14000 LITTLEBORNE BIRD	WCID89	"N/A"	HC:	18-0125700
<p>On August 6, 2018, at approximately 15:51 hours, while on patrol in the Mud #89 contract Deputy A. Rivera conducted a traffic stop for speeding at Scott and Almeda Genoa. Deputy Rivera ran the Defendant's driver's license through NCIC/TCIC which showed that the defendant had an outstanding felony warrant for a Probation Violation. Deputy Rivera verified the warrant with dispatch who confirmed the warrants was a good warrant. Deputy Rivera placed the defendant under arrest and booked the defendant into the Harris County Jail. The Patrol activity type is "PAT=P".</p>						

03.	AUGUST 06,2018	2100 HOURS	DOMESTIC DISTURBANCE		DEPUTY D. PITTS	
	NIGHTSHIFT:	3300 FIELD MANOR	WCID89	"N/A"	HC:	18-0125919
<p>On August 06, 2018, a Thursday, at approximately 2100 hours, while on patrol in the "MUD District 89" contract, I Deputy D. Pitts (riding unit 87S31) with the Harris County Constable Department of Precinct 7 responded to 3300 block of Field Manor Ln in reference to a Family Disturbance. The Reportee got into a verbal altercation with family member after in reference to juveniles which escalated to a physical altercation. The Reportee's family member got involved in the physical altercation while trying to restrain a juvenile from entering the home. There were no injuries. Reportee did not want to take the issue any further but wanted her daughter to leave the location. The patrol activity type is "PAT=P".</p>						

04.	AUGUST 08, 2018	1900 HOURS	DISTURBANCE		DEPUTY A. MURRAY	
	EVENINGSHIFT:	4000 S SAM HOU PW E	WCID #89	"N/A"	HC:	18-0127013
<p>On August 08, 2018, a Wednesday, at approximately 1926 hours, while on patrol in the "WIC# 89 Contract", I was dispatched to the 4000 block of S Sam Houston PWE in regards to a Disturbance. I received information from the reportee; no arrest. The patrol activity type is "PAT=P".</p>						

05.	AUGUST 08, 2018	2200 HOURS	THEFT		DEPUTY A. MURRAY	
	EVENINGSHIFT:	3800 GLOVER MEADOWS	WCID #89	"M"	HC:	18-0127102
<p>August 08, 2018, a Wednesday, at approximately 2222 hours, while on patrol in the "WIC# 89 Contract", I was dispatched to the 3800 block of Glover Meadows Ln in regards to a Theft. Information was taken from the victim; no arrests. The patrol activity type is "PAT=U".</p>						

06.	AUGUST 12, 2018	0900 HOURS	EVADING		DEPUTY A. RIVERA	
	DAYSHIFT:	2700 REED ROAD	WCID89	"F"	HC:	18-129033
<p>On August 12, 2018, a Wednesday, at approximately 0940 hours, while on patrol in the Mud #89 contract Deputy A. Rivera assisted Deputy Cinco on a vehicle that Evaded. Deputy Rivera located the vehicle and Identified the defendant. Deputy placed the defendant under arrest and transported defendant to the Harris County Jail where she was book on evading charges. The patrol activity type is "PAT=P".</p>						

07.	AUGUST 12, 2018	2000 HOURS	DISTURBANCE		DEPUTY A. MURRAY	
	EVENINGSHIFT:	4000 S SAM HOU PW E	WCID #89	"N/A"	HC:	18-0129294
<p>On August 12, 2018, a Sunday, at approximately 2011 hours, while on patrol in the "WIC# 89 Contract", I was dispatched to the 4000 block of S Sam Houston PWE in regards to a Disturbance. No arrests. The patrol activity type is "PAT=P"</p>						

08.	AUGUST 15, 2018	1800 HOURS	ACCIDENT-FSGI		DEPUTY A. MURRAY	
	EVENINGSHIFT:	3400 S SAM HOU PW E	WCID #89	"N/A"	HC:	18-0131077
<p>On August 15, 2018, a Wednesday, at approximately 1850 hours, while on patrol in the "WIC# 89 Contract", I was dispatched to the 3400 block of S Sam Houston PWE in regards to an FSGI. No arrests. The patrol activity type is "PAT=Y"</p>						

09.	AUGUST 18, 2018	2300 HOURS	DOMESTIC DISTURBANCE		DEPUTY D. PITTS	
	NIGHTSHIFT:	14200 WILLOW MOUNTA	WCID89	"N/A"	HC:	18-0132967
<p>On August 06, 2018, a Sunday, at approximately 2300 hours, while on patrol in the "MUD District 89" contract, I Deputy D. Pitts (riding unit 87S31) with the Harris County Constable Department of Precinct 7 was dispatched to 14200 block of Willow Mountain in reference to a family disturbance. Reportee got into a verbal altercation with spouse while at the Texans game which escalated into a physical altercation after arriving home. Both Reportee and spouse had minor visible injuries. I contacted the Harris County District Attorney's office and spoke with ADA who advise to have case referred for further investigation. The patrol activity type is "PAT=P"</p>						

10.	AUGUST 25, 2018	1400 HOURS	BURGLARY MOTOR VEHICLE		DEPUTY A. RIVERA	
	DAYSHIFT:	3800 ST. SIMON MANOR	WCID89	"M"	HC:	1808-00083
<p>On August 25, 2018, a Tuesday, at approximately 14:15 hours, while on patrol in the Mud #89 contract Deputy A. Rivera was dispatched to a Burglary of a Motor Vehicle. Deputy Rivera was able to lift latent prints which were tagged and processed into evidence at the Harris County Sheriff Office Crime Scene Lab. Deputy Rivera will follow up when prints come back with results. The patrol activity type is "PAT=P".</p>						

11.	AUGUST 25, 2018	1200 HOURS	BURGLARY OF A HABITATION		DEPUTY A. RIVERA	
	DAYSHIFT:	3700 FLANNERY RIDGE	WCID89	"F"	HC:	1808-00085
<p>On August 25, 2018, a Tuesday, at approximately 12:30 hours, while on patrol in the Mud #89 contract Deputy A. Rivera was dispatched to a Burglary Of A Residence in progress. Deputy Rivera observed the Homeowner advised he had chased the Suspect toward the Park where he had lost him. Deputy Rivera set up a perimeter and called for a K-9 with negative results. Latent Prints were recovered from the Residence which were tagged and processed into evidence at the Harris County Sheriff Office Crime Scene Lab. The property was recovered as well. The patrol activity type is "PAT=P".</p>						

12.	AUGUST 25, 2018	2100 HOURS	STOLEN VEHICLE			DEPUTY A. MURRAY	
	EVENINGSHIFT:	14200 BONHAM OAKS LN	WCID #89	"F"	HC:	1808-00087	
<p>On August 25, 2018, a Saturday, at approximately 2126 hours, while on patrol in the "WIC# 89 Contract", I was dispatched to the 14200 block of Bonham Oaks Ln in regards to a Theft. Vehicle entered into TCIC/NCIC; no arrests. The patrol activity type is "PAT=U"</p>							

13.	AUGUST 26, 2018	1000 HOURS	BURGLARY OF A HABITATION			DEPUTY A. RIVERA	
	DAYSHIFT:	14100 MERGANSER	WCID89	"F"	HC:	1808-00095	
<p>On August 26, 2018, a Wednesday, at approximately 10:00 hours, while on patrol in the Mud #89 contract Deputy A. Rivera was advised by Patrol Deputy Maldonado that he had taken a report of a Burglary Of A Residence. Deputy Rivera observed the Homeowner advised they were out the day before and had not noticed their house was Burglarized. Deputy Rivera was able to return the items stolen to the Homeowner from the Burglary of the day before where the Suspect had left behind the property. Latent Prints were recovered from the Residence which were tagged and processed into evidence at the Harris County Sheriff Office Crime Scene Lab. The property was recovered as well. The patrol activity type is "PAT=P".</p>							

14.	AUGUST 26, 2018	1500 HOURS	AGGRAVATED ASSAULT			DEPUTY A. MURRAY	
	EVENINGSHIFT:	2700 FIELDCROSS LN	WCID #89	"F"	HC:	1808-00091	
<p>On August 26, 2018, a Sunday, at approximately 1500 hours, I was dispatched to the 2700 block of Fieldcross Ln in regards to an Assault. To-be warrant filed. The patrol activity type is "PAT="</p>							

15.	AUGUST 27,2018	0900 HOURS	FORGERY			DEPUTY P. CHILLIS	
	DAYSHIFT:	11300 CLAREHOUSE	WCID89	"N/A"	HC:	18-0800101	
<p>On August 27, 2018, a Thursday, at approximately 0930 hours, while on patrol in the "MUD District 89" contract, I Deputy P. Chillis (riding unit 87S11) with the Harris County Constable Department of Precinct 7 was dispatched to a Forgery. Deputy met with the Reportee and in reference to a Forgery was and will continue investigation. The patrol activity type is "PAT=A/Q".</p>							

16.	AUGUST 28,2018	2300 HOURS	CHILD CUSTODY DISPUTE			DEPUTY D. PITTS	
	NIGHTSHIFT:	14100 LONG MEADOW	WCID89	"N/A"	HC:	1808-00109	
<p>On August 28, 2018, a Sunday, at approximately 2300 hours, while on patrol in the "MUD District 89" contract, I Deputy D. Pitts (riding unit 87S31) with the Harris County Constable Department of Precinct 7, responded 14100 block of Long Meadow Drive in reference to a Child Custody Dispute. The Reportee requested a report because a juvenile went to stay with his dad from July 1st – August 1st, per court order, and the father has not yet brought juvenile back home. The Reportee has called and texted the fatherbut receive no response. I called the father and received an answer but he immediately hung up the phone and stopped answering. I provided Reportee with a case number for report. The patrol activity type is "PAT=Z".</p>							

17.	AUGUST 29, 2018	2100 HOURS	FOLLOW-UP INVESTIGATION		DEPUTY A. MURRAY	
	EVENINGSHIFT:	14200 BONHAM OAKS LN	WCID #89	“N/A”	HC:	1808-00087
<p>On August 29, 2018, a Wednesday, at approximately 2119 hours, while on patrol in the “WIC# 89 Contract”, I conducted a follow up at 14200 block of Bonham Oaks Ln. Vehicle was located and taken out of TCIC/NCIC. Supplement #0001. The patrol activity type is “PAT=R”</p>						

18.	AUGUST 31, 2018	1600 HOURS	BURGLARY OF VEHICLE		DEPUTY A. MURRAY	
	EVENINGSHIFT:	3900 BRUNSWICK PLACE	WCID #89	“M”	HC:	1808-00128
<p>On August 31, 2018, a Friday, at approximately 1627 hours, while on patrol in the “WIC# 89 Contract”, I was dispatched to the 3900 block of Brunswick Place Dr. Investigation conducted; no arrest. The patrol activity type is “PAT=T”</p>						

19.	AUGUST 31, 2018	1900 HOURS	THEFT		DEPUTY A. MURRAY	
	EVENINGSHIFT:	2800 DAVENRIDGE LN	WCID #89	“M”	HC:	1808-00138
<p>On August 31, 2018, a Friday, at approximately 1926 hours, while on patrol in the “WIC# 89 Contract”, I was dispatched to the 2800 of Davenridge Ln regarding a Theft. No arrests. The patrol activity type is “PAT=U”</p>						

Sergeant Jon Meek

Sergeant Jon Meek
Neighborhood Patrol Division, First Line Supervisor
Harris County Constable’s Office of Precinct 713-643-6602