



MAY WALKER, CONSTABLE
PRECINCT SEVEN
HARRIS COUNTY, TEXAS

MAIN OFFICE
5300 Griggs Road
Houston, Texas 77021
PHONE (713) 643-6602
FAX (713) 643-3401

Date: July 13, 2020

From: Sergeant Ashton Johnson-Hall
Neighborhood Patrol Division, First Line Supervisor
Harris County Constable’s Office of Precinct “7”

To: Property Owners Association
Board of Directors & Management Company

Subject: Day Shift – Monthly Productivity Analysis Report
Enclosure: **MPAR – June 2020**
Distribution: Executive Command Staff & Board of Directors & Management Company

The purpose of this “**Monthly Productivity Analysis Report**” (M.P.A.R.) is to provide the executive command staff with the appropriate data to analyze the productivity of assigned personnel and their shifts’ activities to allow for the validation of individual and divisional performance evaluations. With regard to the specific contents of the report, there are 18 distinctive component parts of this report. These components are enumerated below:

- | | |
|--|---|
| 01. Patrol Activity Details | 10. Traffic Enforcement Report |
| 02. Patrol Activity Analytical Summary | 11. Trends & Percentages of Traffic |
| 03. Patrol Activity Percentages & Trends | 12. Citation & Warning Issuance Review |
| 04. Security Checks Report | 13. Call for Service Report (<i>C.F.S.</i>) |
| 05. Security Checks Percentages & Trends | 14. Trends & Percentages for <i>C.F.S.</i> |
| 06. Crisis Intervention Disposition Report | 15. Overtime Report (service at no Cost) |
| 07. Offense/Incident Generation Report | 16. Reserve Deputy Use (at no Cost) |
| 08. Criminal Arrest Types Report | 17. Incident Summarization |
| 09. Warrant Execution Report | |

A cursory analysis of the statistical data from this report should be demonstrative of the quality of performance of this agency in realizing the contractual obligations and the overall achievement of the goals and objectives of this Agency and the Contract Division.

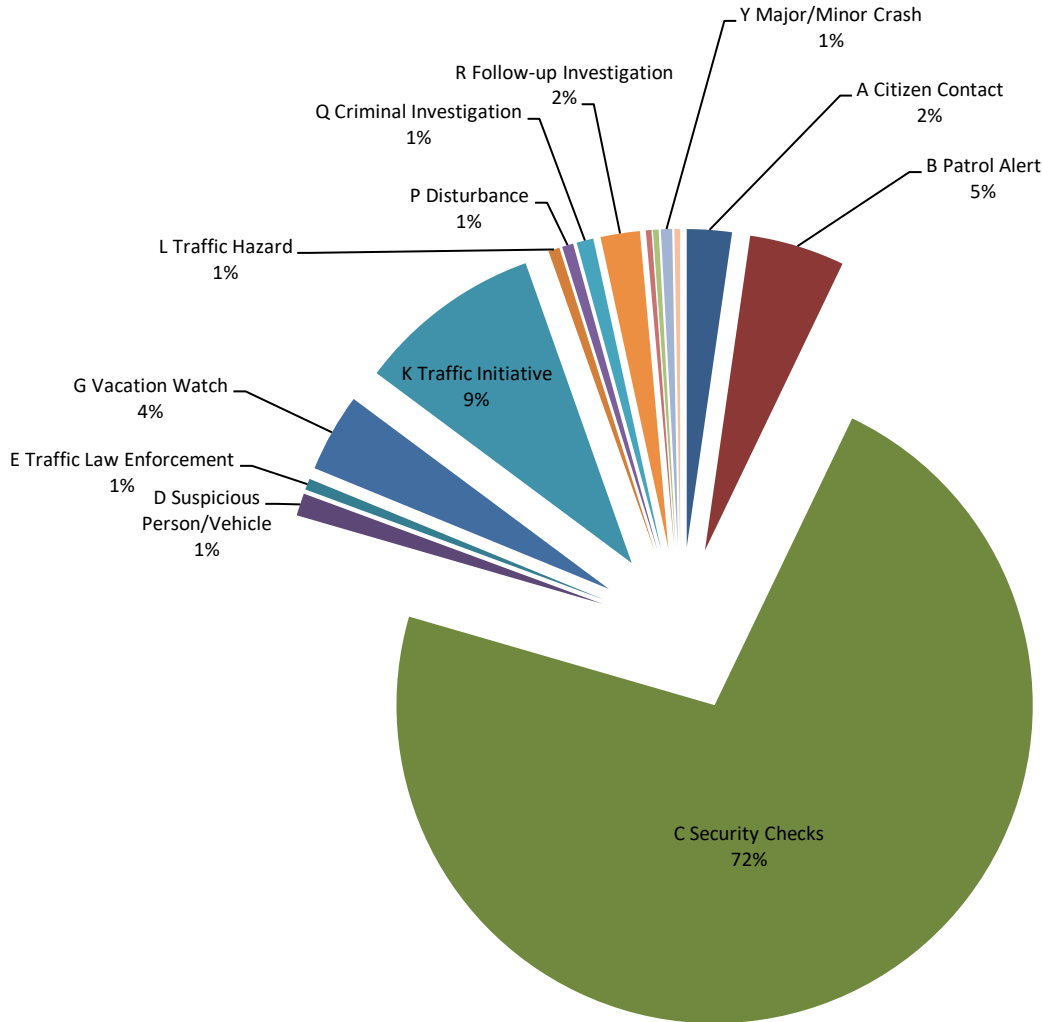
A. Patrol Activity Monthly Total:

0351

*	<i>Patrol Activity Types</i>	7H10	TOT	AVER	%
A	Citizen Contact	8	8	1.6	2%
B	Patrol Alert	17	17	3.4	5%
C	Security Checks	254	254	50.8	72%
D	Suspicious Person/Vehicle	4	4	0.8	1%
E	Traffic Law Enforcement	2	2	0.4	1%
F	Offense/Incident Reports	0	0	0.0	0%
G	Vacation Watch	14	14	2.8	4%
H	Open Door / Window	0	0	0.0	0%
I	Assist Contract Citizen	0	0	0.0	0%
J	Welfare Check / Med.	0	0	0.0	0%
K	Traffic Initiative	33	33	6.6	9%
L	Traffic Hazard	2	2	0.4	1%
M	Animal Humane	0	0	0.0	0%
N	Alarms	0	0	0.0	0%
O	Mental Cases (171)	0	0	0.0	0%
P	Disturbance	2	2	0.4	1%
Q	Criminal Investigation	3	3	0.6	1%
R	Follow-up Investigation	7	7	1.4	2%
S	Criminal Mischief	0	0	0.0	0%
T	Burglary Residence/Vehicle	1	1	0.2	0%
U	Theft / Theft of Business	1	1	0.2	0%
V	Citizen Assaulted	0	0	0.0	0%
W	Robbery of an Individual	0	0	0.0	0%
X	Trespass Warning	0	0	0.0	0%
Y	Major/Minor Crash	2	2	0.4	1%
Z	Child Custody Disputes	0	0	0.0	0%
AA	Assist The Officer (Pct. 7)	0	0	0.0	0%
BB	Runaway Missing Persons	0	0	0.0	0%
CC	Assisted LEA	0	0	0.0	0%
DD	Solicitors	1	1	0.2	0%
EE	Meeting/Event/Ct.	0	0	0.0	0%
*	<i>MONTH TOTALS</i>	351	351	70.2	100%

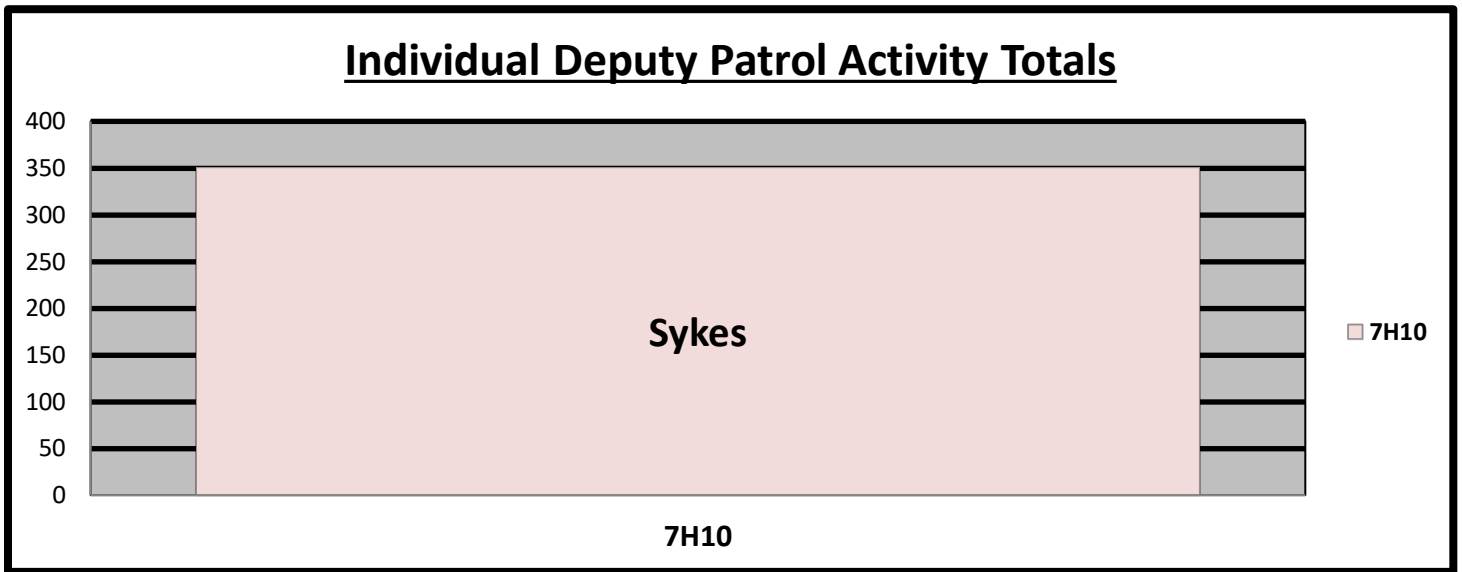
A1. Patrol Activity Percentage:

Percentage of Patrol Activity



- | | | |
|-------------------------------|--------------------------------|----------------------------------|
| ■ A Citizen Contact | ■ B Patrol Alert | ■ C Security Checks |
| ■ D Suspicious Person/Vehicle | ■ E Traffic Law Enforcement | ■ F Offense/Incident Reports |
| ■ G Vacation Watch | ■ H Open Door / Window | ■ I Assist Contract Citizen |
| ■ J Welfare Check / Med. | ■ K Traffic Initiative | ■ L Traffic Hazard |
| ■ M Animal Humane | ■ N Alarms | ■ O Mental Cases (171) |
| ■ P Disturbance | ■ Q Criminal Investigation | ■ R Follow-up Investigation |
| ■ S Criminal Mischief | ■ T Burglary Residence/Vehicle | ■ U Theft / Theft of Business |
| ■ V Citizen Assaulted | ■ W Robbery of an Individual | ■ X Trespass Warning |
| ■ Y Major/Minor Crash | ■ Z Child Custody Disputes | ■ AA Assist The Officer (Pct. 7) |
| ■ BB Runaway Missing Persons | ■ CC Assisted LEA | ■ DD Solicitors |

A2. Patrol Activity by MUD District 460 Personnel:

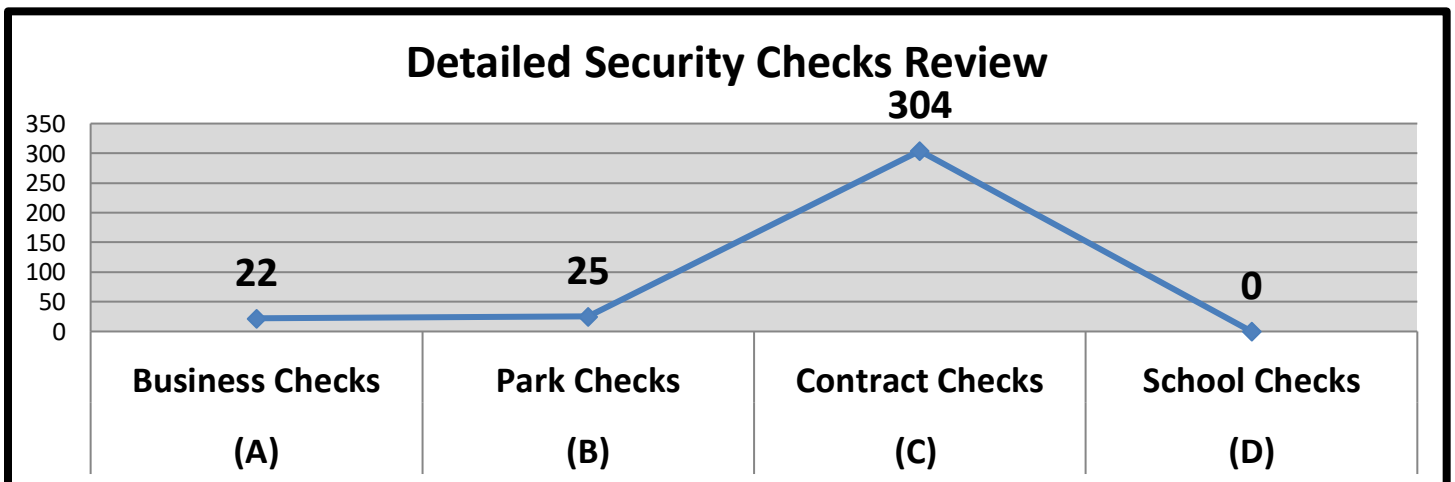


B. Security Checks Monthly Total:

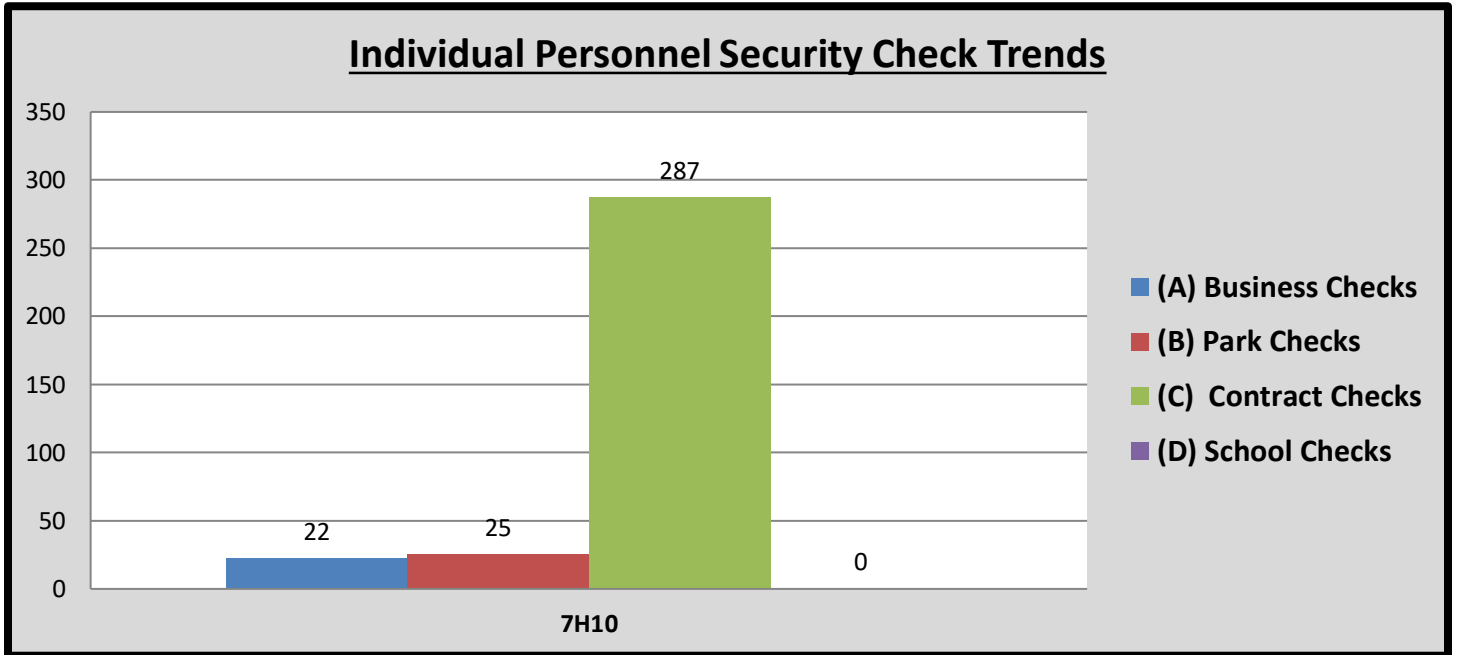
334

*	Security Checks	7H10	TOT	AVER	%
(A)	Business Checks	22	22	4.4	6%
(B)	Park Checks	25	25	5.0	7%
(C)	Contract Checks	304	304	60.8	87%
(D)	Plaza Checks	0	0	0.0	0%
(E)	Totals	351	351	70.2	100%

B1. Detailed Security Checks Monthly:



B2. Individual Personnel Security Check Trends:



C. CIT/MHO Dispositions Monthly Total:

000

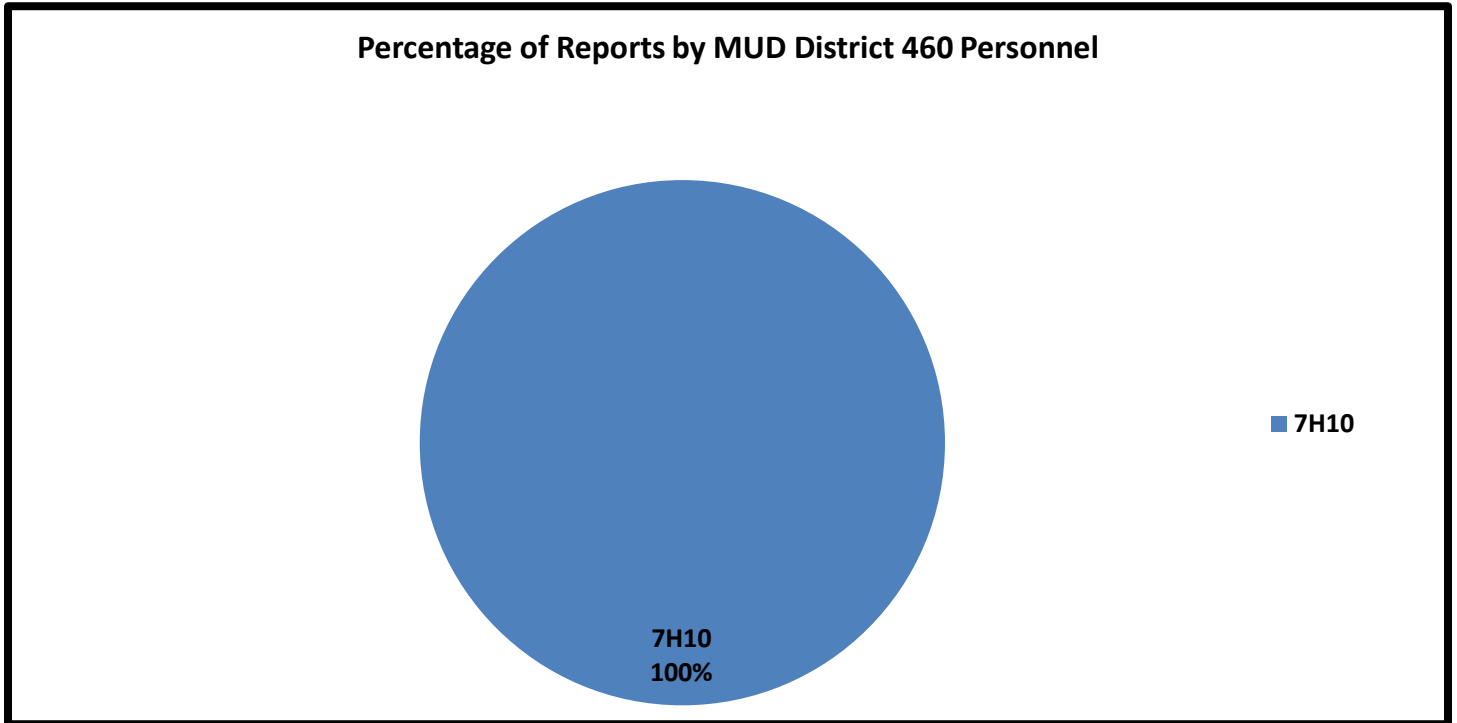
*	<i>C.I.T. Dispositions</i>	7H10
(A)	CIT/MHO Outside Referral	0
(B)	CIT/MHO Transport	0
(C)	CIT/MHO CIT Contact	0
(D)	CIT/MHO Arrest	0
(E)	<i>Totals</i>	0

D. Offense/Incident Reports Monthly Total:

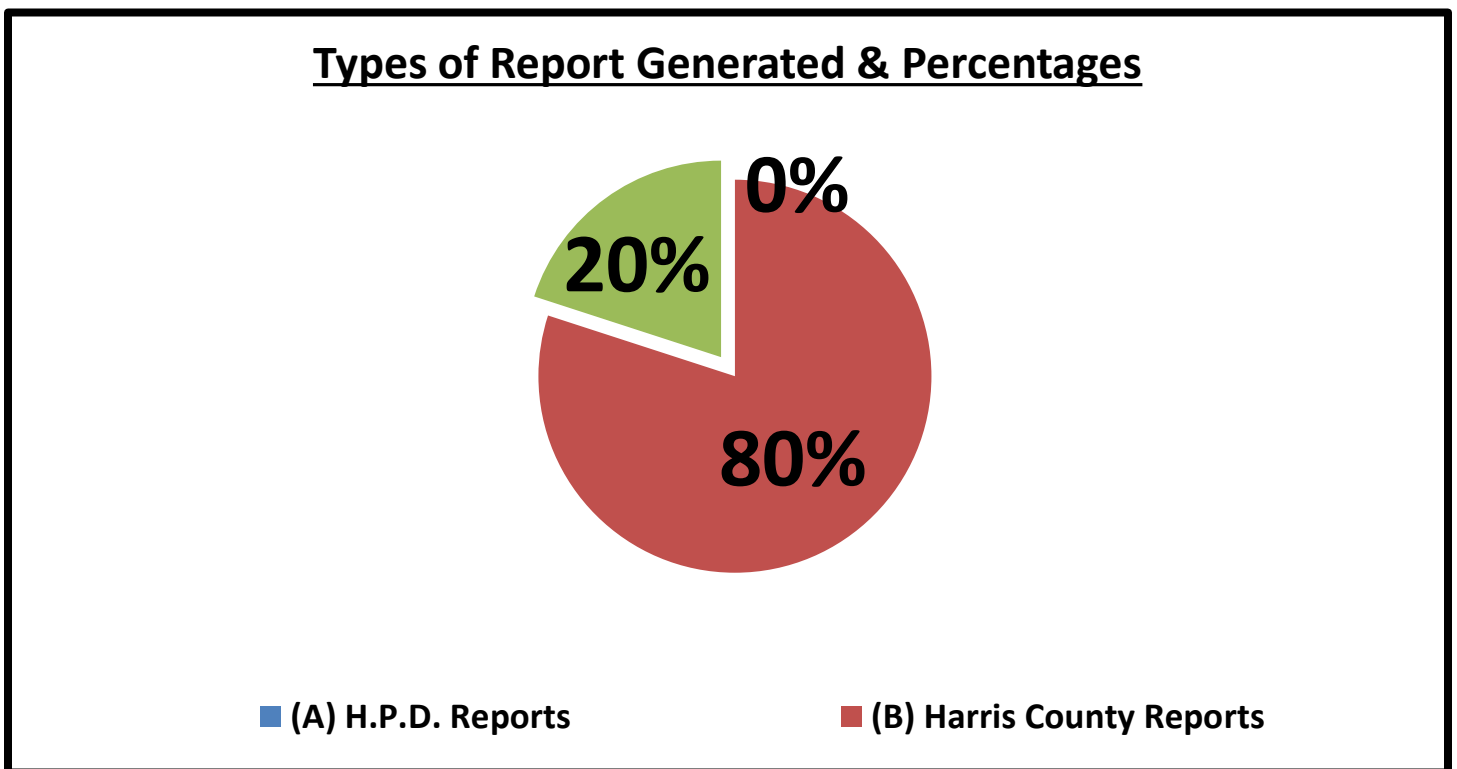
005

*	<i>Offense/Incident Reports</i>	7H10
(A)	H.P.D. Reports	0
(B)	Harris County Reports	4
(C)	Crash Investigation Reports	1
(D)	<i>Totals</i>	5

D1. Report Generation Percentages:



D2. Percentages:

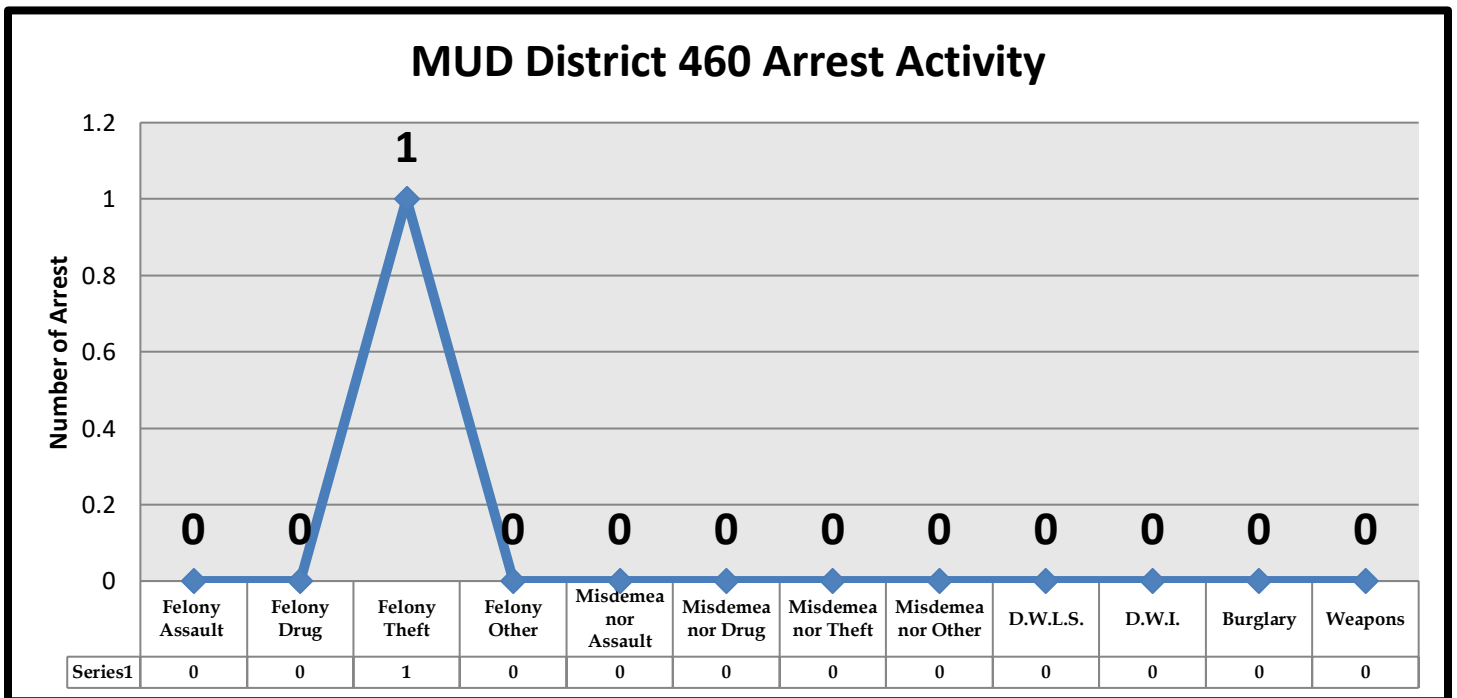


E. Types of Criminal Arrests Monthly Total:

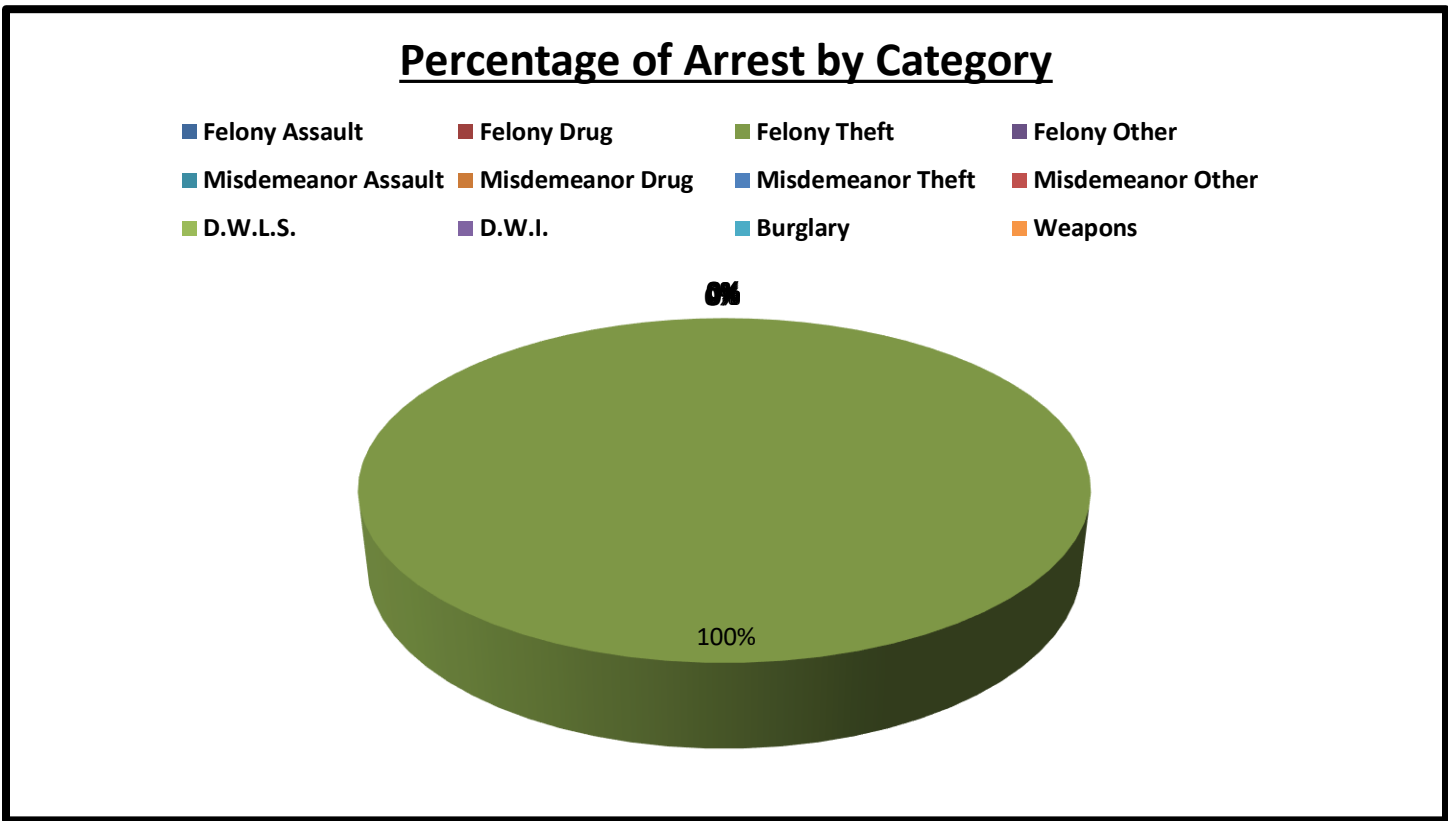
001

*	<i>Types of Criminal Arrests</i>	7H10
A	Felony Assault	0
B	Felony Drug	0
C	Felony Theft	1
D	Felony Other	0
E	Misdemeanor Assault	0
F	Misdemeanor Drug	0
G	Misdemeanor Theft	0
H	Misdemeanor Other	0
I	D.W.L.S.	0
J	D.W.I.	0
K	Burglary	0
L	Weapons	0
M	<i>Totals</i>	0

E1. Types of Criminal Arrests Monthly Total:



E2. Percentages Arrests by Monthly Total:



F. Executed Warrant Monthly Total:

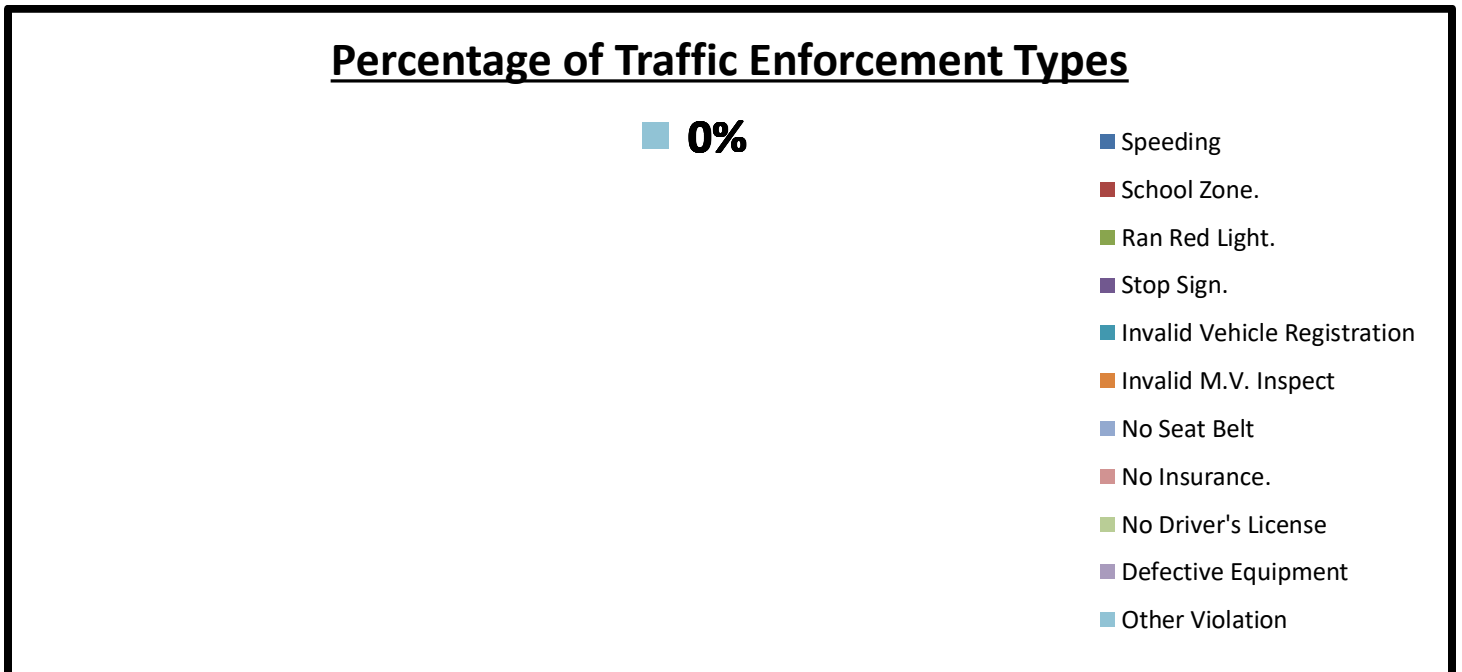
0001

*	<i>Executed Warrants</i>	7H10
(A)	Felony Warrants	1
(B)	Misdemeanor Warrants	0
(C)	<i>Totals</i>	0

G. Traffic Law Enforcement Total:

*	Traffic Enforcement	7H10	TOT	AVER	%
A	Speeding	0	0	0.0	#DIV/0!
B	School Zone.	0	0	0.0	#DIV/0!
C	Ran Red Light.	0	0	0.0	#DIV/0!
D	Stop Sign.	0	0	0.0	#DIV/0!
E	Invalid Vehicle Registration	0	0	0.0	#DIV/0!
F	Invalid M.V. Inspect	0	0	0.0	#DIV/0!
G	No Seat Belt	0	0	0.0	#DIV/0!
H	No Insurance.	0	0	0.0	#DIV/0!
I	No Driver's License	0	0	0.0	#DIV/0!
J	Defective Equipment	0	0	0.0	#DIV/0!
K	Other Violation	0	0	0.0	#DIV/0!
L	Written Warnings	0	0	0.0	0%
M	Verbal Warning	2	2	0.4	100%
N	Citation	0	0	0.0	0%
O	Total Violations	2	2	0.4	100%

H. Traffic Law Enforcement Total:



I. Citations vs. Warnings Monthly Total:

002


*	<i>Warnings vs. Citations</i>	7H10	TOT	AVER	%
(A)	Written/Verbal Warnings	2	2	0.4	100%
(B)	Citations	0	0	0.0	0%
(C)	<i>Totals</i>	2	2	0.4	100%

J. Sources of Calls for Service Monthly Total:

0351

*	<i>Sources of Calls for Service</i>	7H10	TOT	AVER	%
(A)	On View	0	0	0.0	0%
(B)	Dispatched	2	2	0.4	1%
(C)	Self-Initiated	349	349	69.8	99%
(D)	<i>Totals</i>	351	351	70.2	100%

J1. Sources of Calls for Service Percentages:



K. Sources of Calls for Service Percentages:

*	Sources of Calls for Service	7H10	TOT	AVER
(A)	On View	0%	0%	0.0
(B)	Dispatched	1%	1%	0.0
(C)	Self-Initiated	99%	99%	0.2
(D)	<i>Totals</i>	100%	100%	0.2

L. Free Reserve Personnel Time Utilized in Contract Monthly Total: 000

*	Free Reserve Personnel Time	7H10
(A)	<i>Totals</i>	0

M. Monthly Productivity Analysis Report (M.P.A.R.) - Executive Summary:

*	MUD 460 Unit	7H10
1	Patrol Activity	334
2	Security Checks	334
3	C.I.T. Interactions	0
4	Offense/Incident Reports	5
*	<i>Total Service Calls</i>	673
5	Criminal Arrests	1
7	Traffic Law Enforcement	0
8	Written & Verbal Warnings	2
*	<i>Enforcement Services Calls</i>	3

N. Mileage Total:

1003

*	Mileage	7H10
(A)	<i>Totals</i>	1003

N1. Incident Summaries:

01.	JUNE 03, 2020	1100 HOURS	BURGLARY MOTOR VEHIC		DEPUTY SYKES, L	
	DAYSHIFT:	6200 EL GRANATE DR	MUD 460	"M"	HC:	2006-00016
<p>On Wednesday, June 03, 2020, at approximately 1100 hours, while on patrol in the "MUD District 460 contract," I, Deputy L. Sykes was dispatched a burglary of motor vehicle. Upon arrival, I met with Complainant and obtained information complete the report. The patrol activity type is "PAT= CC".</p>						
02.	JUNE 15, 2020	1200 HOURS	ASSAULT-SUPPLEMENT		DEPUTY SYKES, L	
	DAYSHIFT:	6200 EL GRANATE DR	MUD 460	"N/A"	HC:	2006-00107
<p>On Monday, June 15, 2020, at approximately 1221 hours, while on patrol in the "MUD District 460 contract," I, Deputy L. Sykes was dispatched an assault During the course of the field investigation, Deputies determine the incident was involved family violence. Harris County Precinct 7 Domestic Violence became primary and I generated a supplement. The patrol activity type is "PAT= V".</p>						
03.	JUNE 15, 2020	1400 HOURS	MINOR ACCIDENT		DEPUTY SYKES, L	
	DAYSHIFT:	6600 SCHURMIER ROAD	MUD 460	"N/A"	HC:	2006-00108
<p>On Monday, June 15, 2020, at approximately 1432 hours, while on patrol in the "MUD District 460 contract," I, Deputy L. Sykes when I on-viewed a minor accident. I met with involved parties and accident was generated. The patrol activity type is "PAT= Y".</p>						
04.	JUNE 24, 2020	1100 HOURS	STOLEN VEHICLE		DEPUTY SYKES, L	
	DAYSHIFT:	13900 ENRIDGE LANE	MUD 460	"F"	HC:	2006-00184
<p>On Wednesday, June 24, 2020, at approximately 1134 hours, while on patrol in the "MUD District 460 contract," I, Deputy L. Sykes when I was dispatched to meet the citizen. The Complainant reported that unknown subjects stolen their vehicle and later return the vehicle to the same spot. A report was generated. The patrol activity type is "PAT= Q".</p>						
05.	JUNE 24, 2020	1500 HOURS	WARRANT ARREST		DEPUTY SYKES, L	
	DAYSHIFT:	6500 DAYRIDGE LANE	MUD 460	"F"	HC:	2006-00197
<p>On Friday, June 26, 2020, at approximately 1558 hours, while on patrol in the "MUD District 460 contract," I, Deputy L. Sykes when I was dispatched to credit card abuse. The Complainant reported that unknown subjects removed money their bank account without there effect consent. During the course of the field investigation, I discovered the Complainant was fugitive from justice. The Complainant was arrested and transported to Joint Processing Center. A report was generated. The patrol activity type is "PAT= Q".</p>						

Please note: 87H10 = Deputy L. Sykes

Sergeant Ashton Johnson-Hall

Sergeant Ashton Johnson-Hall
Neighborhood Patrol Division, First Line Supervisor
Harris County Constable's Office of Precinct 713-643-6602