



MAY WALKER, CONSTABLE
PRECINCT SEVEN
HARRIS COUNTY, TEXAS

MAIN OFFICE
5300 Griggs Road
Houston, Texas 77021
PHONE (713) 643-6602
FAX (713) 643-3401

Date: November 9, 2018

From: Marcus Grant, B.S.
Patrol Lieutenant Field Operations
Harris County Constable's Office of Precinct "7"

To: Houston Southeast Management District
Public Safety Committee & Houston Southeast M.D. Board of Directors

Subject: October Monthly Productivity Analysis Report
Enclosure: **MPAR – October 2018**
Distribution: Executive Command Staff & Board of Directors & Management Company

The purpose of this "**Monthly Productivity Analysis Report**" (M.P.A.R.) is to provide the executive command staff with the appropriate data to analyze the productivity of assigned personnel and their shifts' activities to allow for the validation of individual and divisional performance evaluations. With regard to the specific contents of the report, there are 18 distinctive component parts of this report. These components are enumerated below:

- | | |
|--|---|
| 01. Patrol Activity Details | 10. Traffic Enforcement Report |
| 02. Patrol Activity Analytical Summary | 11. Trends & Percentages of Traffic |
| 03. Patrol Activity Percentages & Trends | 12. Citation & Warning Issuance Review |
| 04. Security Checks Report | 13. Call for Service Report (<i>C.F.S.</i>) |
| 05. Security Checks Percentages & Trends | 14. Trends & Percentages for <i>C.F.S.</i> |
| 06. Crisis Intervention Disposition Report | 15. Overtime Report (service at no Cost) |
| 07. Offense/Incident Generation Report | 16. Reserve Deputy Use (at no Cost) |
| 08. Criminal Arrest Types Report | 17. Incident Summarization |
| 09. Warrant Execution Report | 18. Hotspot Report Data Review |

A cursory analysis of the statistical data from this report should be demonstrative of the quality of performance of this agency in realizing the contractual obligations and the overall achievement of the goals and objectives of this Agency and the Contract Division.

2992 total miles were driven and the shift responded to **2170** total service calls and conducted **000** crash investigations. The shift issued **04** traffic citations, made **03** arrests and handled **023** enforcement service related calls.

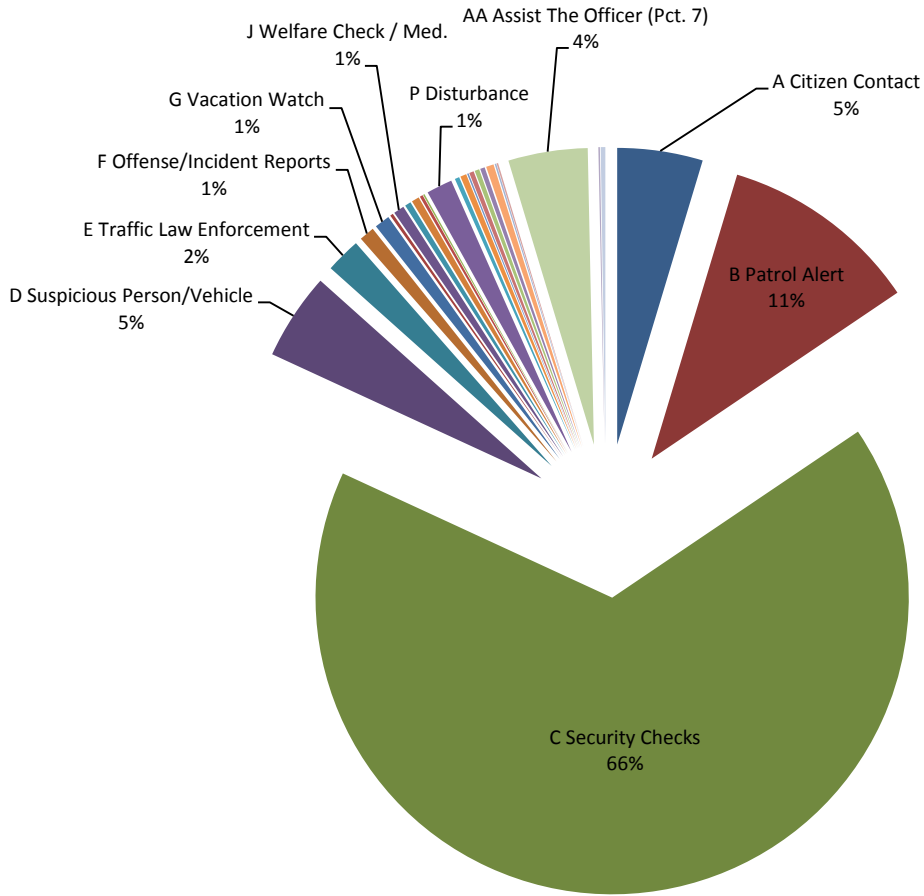
A. Patrol Activity Monthly Total:

1203

* Patrol Activity Types	7S10	7S13	7S16	7S22	7S23	7S35	7S36	TOT	AVER	%
A Citizen Contact	5	0	36	2	1	6	6	56	8.0	5%
B Patrol Alert	6	0	1	25	15	6	78	131	18.7	11%
C Security Checks	75	0	159	195	94	81	194	798	114.0	66%
D Suspicious Person/Vehicle	15	0	12	18	2	7	3	57	8.1	5%
E Traffic Law Enforcement	4	0	0	1	13	4	1	23	3.3	2%
F Offense/Incident Reports	6	0	0	1	3	0	0	10	1.4	1%
G Vacation Watch	4	0	1	0	0	0	5	10	1.4	1%
H Open Door / Window	0	0	1	0	0	1	0	2	0.3	0%
I Assist Contract Citizen	0	0	0	0	0	0	0	0	0.0	0%
J Welfare Check / Med.	3	0	0	3	0	0	1	7	1.0	1%
K Traffic Initiative	0	0	4	0	0	0	0	4	0.6	0%
L Traffic Hazard	0	0	0	1	1	2	1	5	0.7	0%
M Animal Humane	0	0	0	0	0	0	0	0	0.0	0%
N Alarms	0	0	0	1	0	1	0	2	0.3	0%
O Mental Cases (171)	1	0	0	0	0	0	0	1	0.1	0%
P Disturbance	8	0	1	4	1	2	1	17	2.4	1%
Q Criminal Investigation	1	0	0	0	1	1	0	3	0.4	0%
R Follow-up Investigation	3	0	1	0	0	0	0	4	0.6	0%
S Criminal Mischief	1	0	0	0	0	0	0	1	0.1	0%
T Burglary Residence/Vehicle	1	0	0	2	0	0	0	3	0.4	0%
U Theft / Theft of Business	1	0	0	2	0	0	0	3	0.4	0%
V Citizen Assaulted	2	0	1	0	0	0	0	3	0.4	0%
W Robbery of an Individual	0	0	0	0	0	0	0	0	0.0	0%
X Trespass Warning	0	0	3	2	0	0	0	5	0.7	0%
Y Major/Minor Crash	0	0	0	1	0	0	0	1	0.1	0%
Z Child Custody Disputes	0	0	0	0	1	0	0	1	0.1	0%
AA Assist The Officer (Pct. 7)	6	0	6	11	20	0	9	52	7.4	4%
BB Runaway Missing Persons	0	0	0	0	1	0	0	1	0.1	0%
CC Assisted LEA	0	0	0	0	0	0	0	0	0.0	0%
DD Solicitors	0	0	0	0	0	0	0	0	0.0	0%
EE Meeting/Event/Ct.	3	0	0	0	0	0	0	3	0.4	0%
* MONTH TOTALS	145	0	226	269	153	111	299	1203	171.9	100%

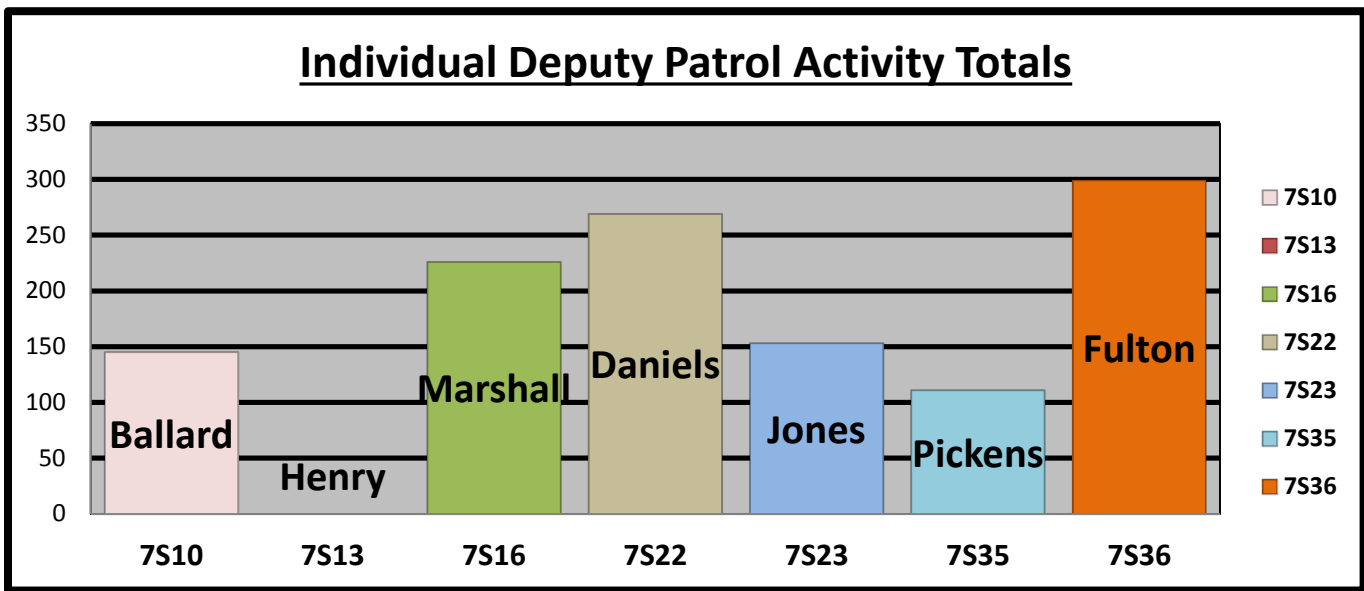
A1. Patrol Activity Percentage:

Percentage of Patrol Activity



- | | | | |
|-------------------------------|------------------------------|----------------------------------|--------------------------------|
| ■ A Citizen Contact | ■ B Patrol Alert | ■ C Security Checks | ■ D Suspicious Person/Vehicle |
| ■ E Traffic Law Enforcement | ■ F Offense/Incident Reports | ■ G Vacation Watch | ■ H Open Door / Window |
| ■ I Assist Contract Citizen | ■ J Welfare Check / Med. | ■ K Traffic Initiative | ■ L Traffic Hazard |
| ■ M Animal Humane | ■ N Alarms | ■ O Mental Cases (171) | ■ P Disturbance |
| ■ Q Criminal Investigation | ■ R Follow-up Investigation | ■ S Criminal Mischief | ■ T Burglary Residence/Vehicle |
| ■ U Theft / Theft of Business | ■ V Citizen Assaulted | ■ W Robbery of an Individual | ■ X Trespass Warning |
| ■ Y Major/Minor Crash | ■ Z Child Custody Disputes | ■ AA Assist The Officer (Pct. 7) | ■ BB Runaway Missing Persons |
| ■ CC Assisted LEA | ■ DD Solicitors | ■ EE Meeting/Event/Ct. | |

B. Patrol Activity by Houston Southeast Management District Personnel:

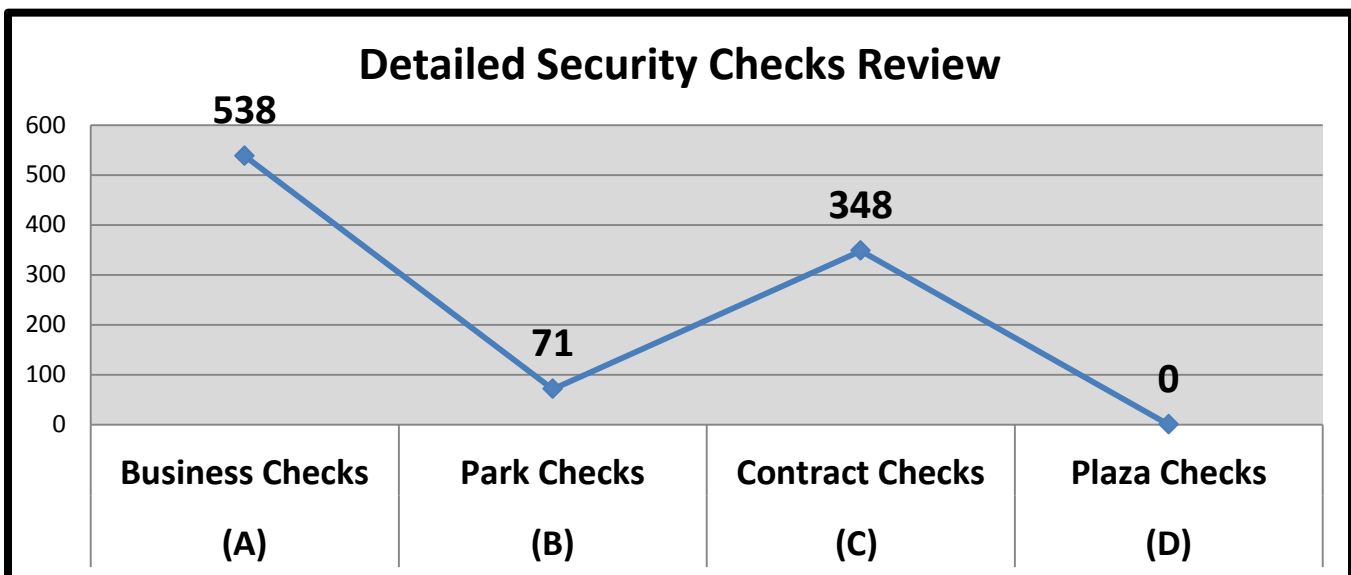


C. Security Checks Monthly Total:

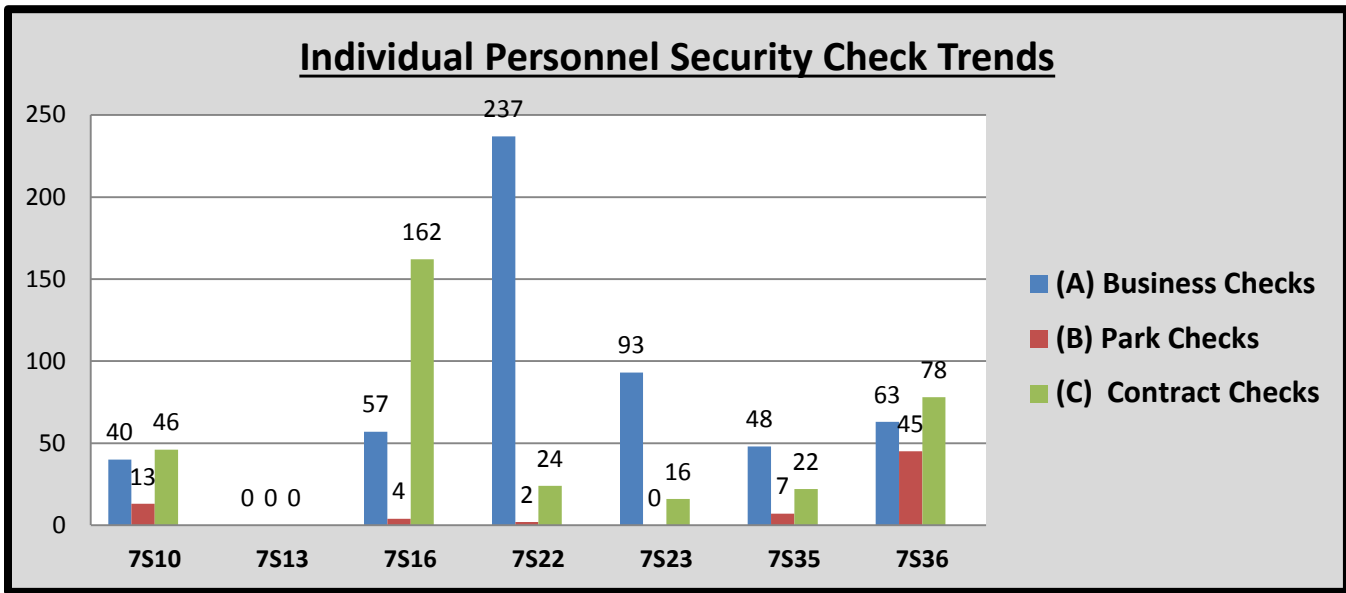
0957

*	Security Checks	7S10	7S13	7S16	7S22	7S23	7S35	7S36	TOT	AVER	%
(A)	Business Checks	40	0	57	237	93	48	63	538	76.9	56%
(B)	Park Checks	13	0	4	2	0	7	45	71	10.1	7%
(C)	Contract Checks	46	0	162	24	16	22	78	348	49.7	36%
(D)	School Checks	0	0	0	0	0	0	0	0	0.0	0%
(E)	<i>Totals</i>	99	0	223	263	109	77	186	957	136.7	100%

D. Detailed Security Checks Monthly:



E. Individual Personnel Security Check Trends:



F. CIT/MHO Dispositions Monthly Total:

000

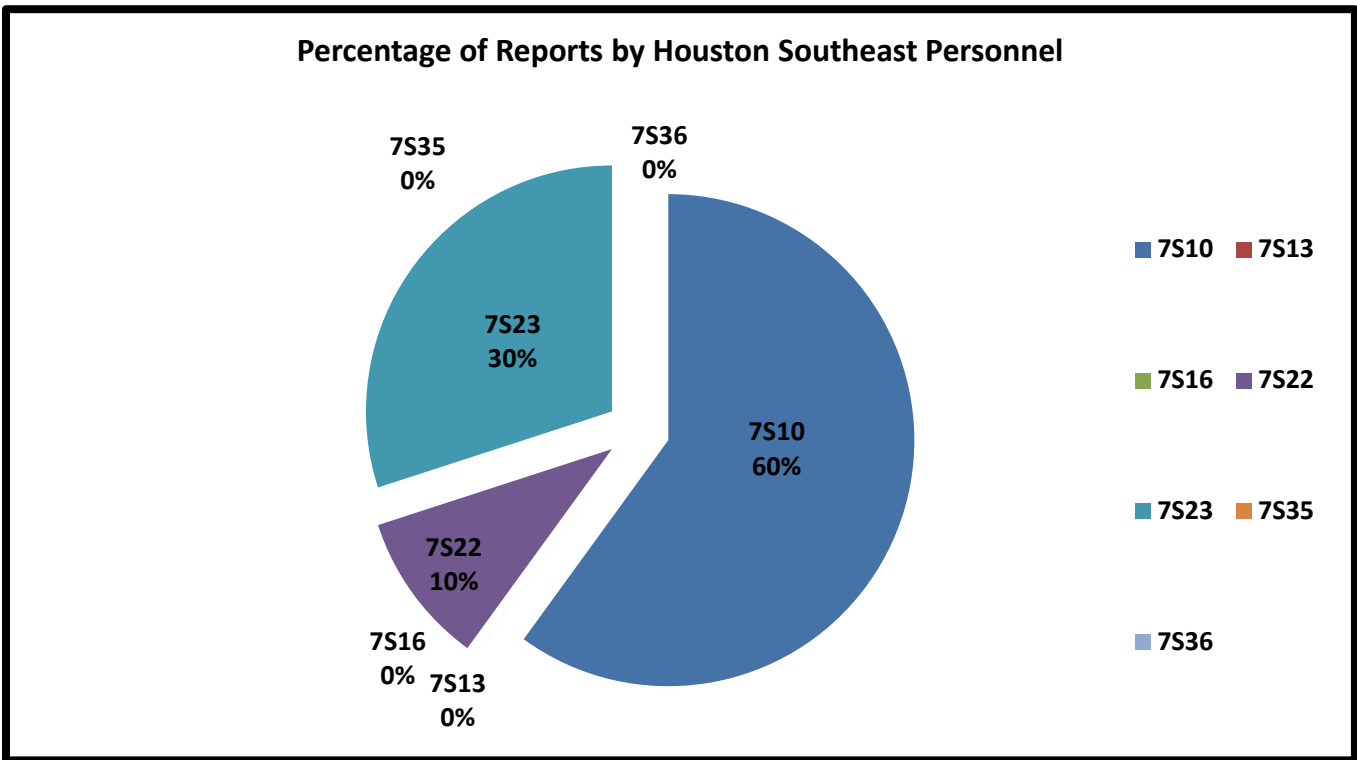
*	C.I.T. Dispositions	7S10	7S13	7S16	7S22	7S23	7S35	7S36	TOT	AVER	%
(A)	CIT/MHO Outside Referral	0	0	0	0	0	0	0	0	0.0	#DIV/0!
(B)	CIT/MHO Transport	0	0	0	0	0	0	0	0	0.0	#DIV/0!
(C)	CIT/MHO CIT Contact	0	0	0	0	0	0	0	0	0.0	#DIV/0!
(D)	CIT/MHO Arrest	0	0	0	0	0	0	0	0	0.0	#DIV/0!
(E)	<i>Totals</i>	0	0	0	0	0	0	0	0	0.0	#DIV/0!

G. Offense/Incident Reports Monthly Total:

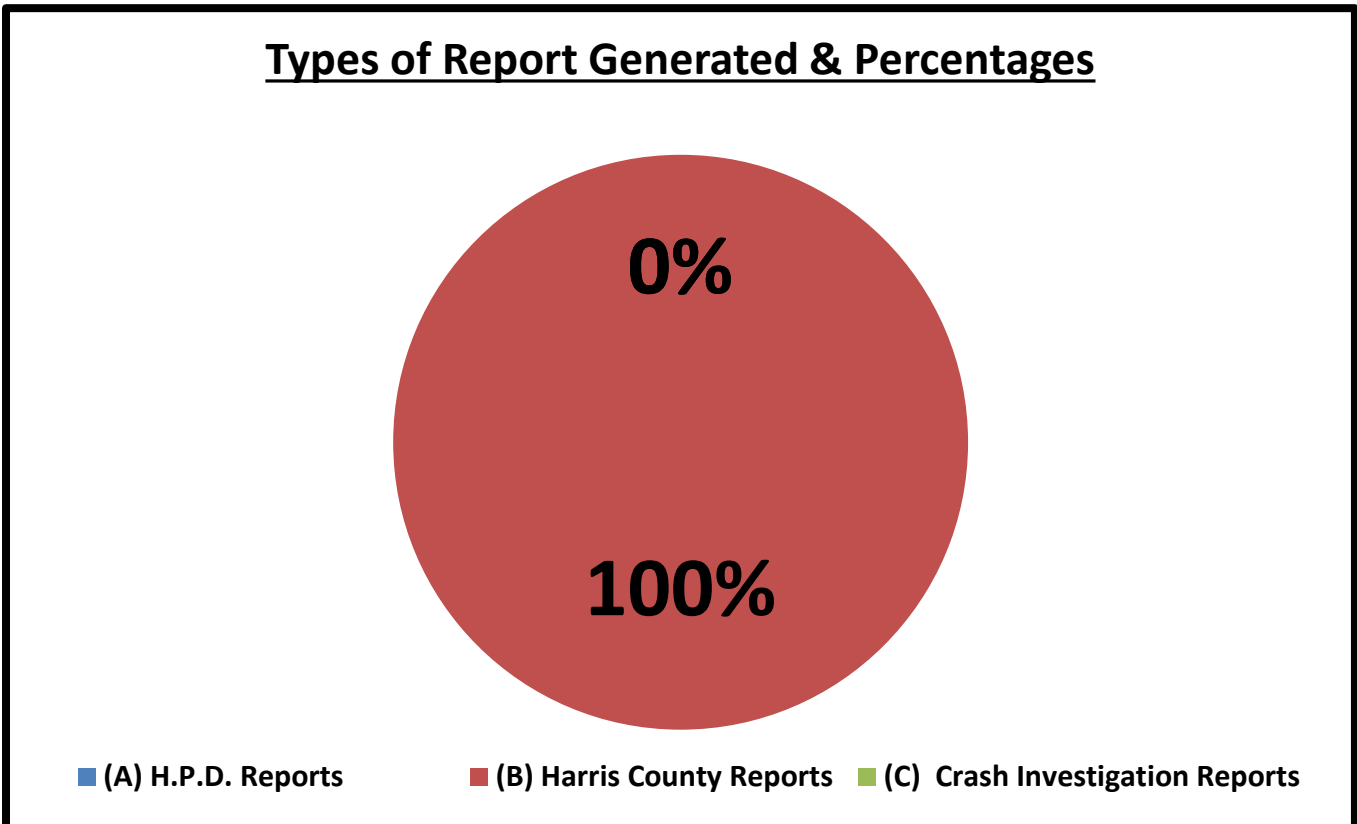
010

*	Offense/Incident Reports	7S10	7S13	7S16	7S22	7S23	7S35	7S36	TOT	AVER	%
(A)	H.P.D. Reports	0	0	0	0	0	0	0	0	0.0	0%
(B)	Harris County Reports	6	0	0	1	3	0	0	10	1.4	100%
(C)	Crash Investigation Reports	0	0	0	0	0	0	0	0	0.0	0%
(D)	<i>Totals</i>	6	0	0	1	3	0	0	10	1.4	100%

H. Report Generation Percentages:



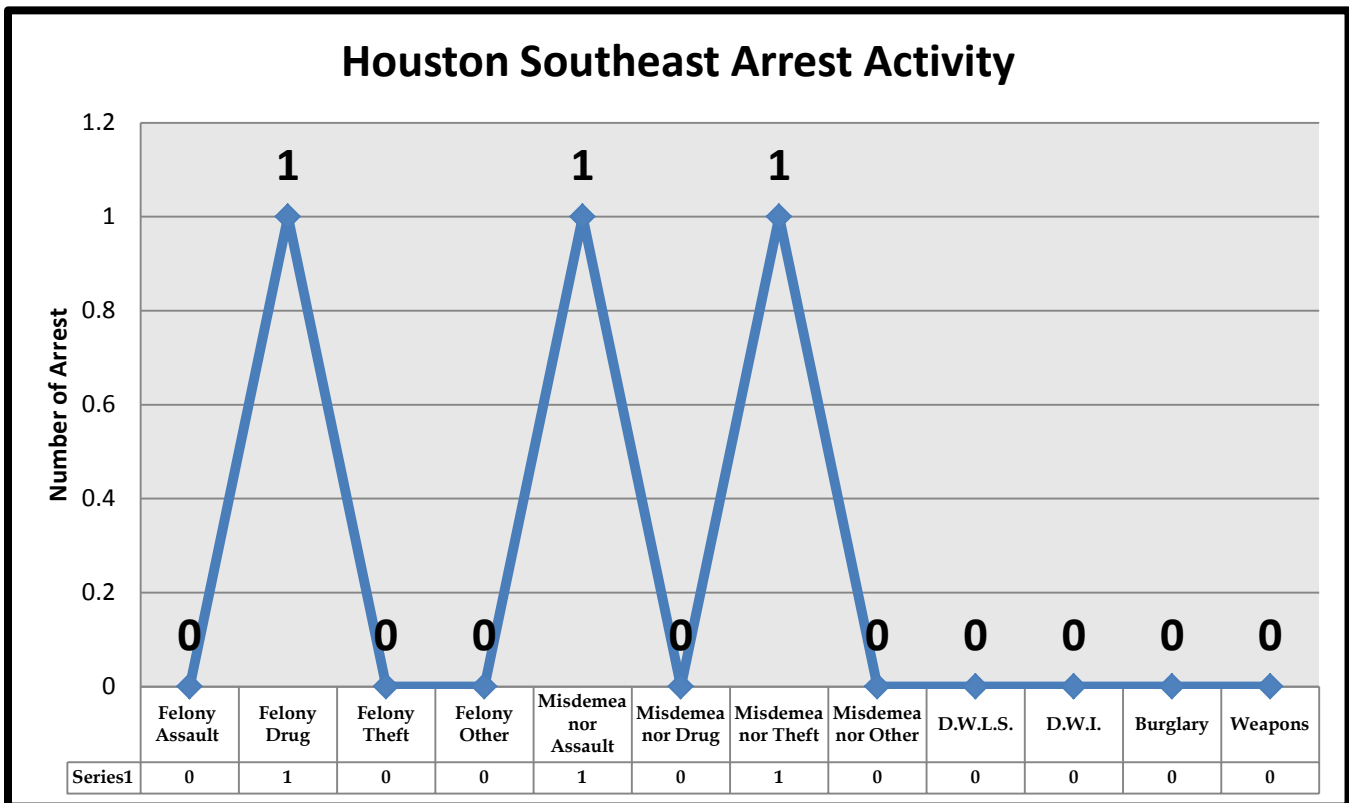
I. Percentages:



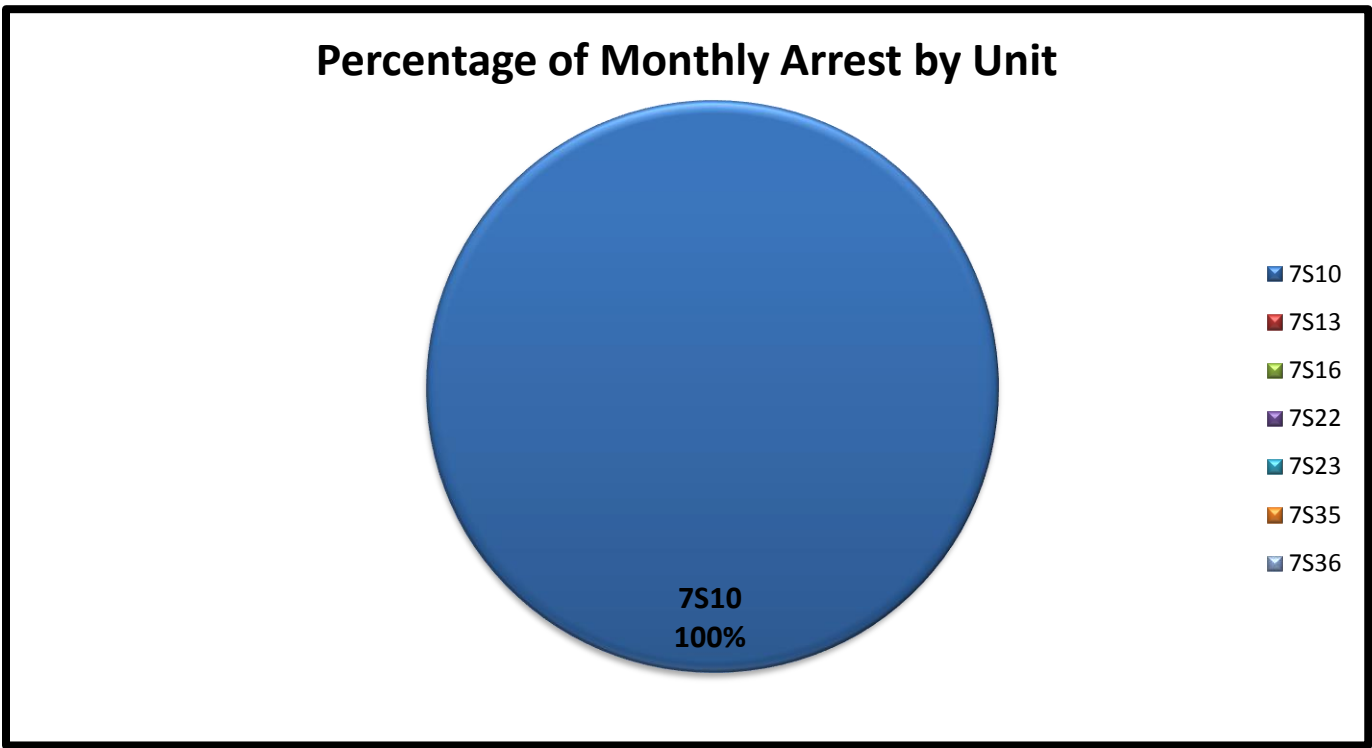
J. Types of Criminal Arrests Monthly Total:

*	Types of Criminal Arrests	7S10	7S13	7S16	7S22	7S23	7S35	7S36	TOT	AVER	%
A	Felony Assault	0	0	0	0	0	0	0	0	0.0	0%
B	Felony Drug	1	0	0	0	0	0	0	1	0.1	33%
C	Felony Theft	0	0	0	0	0	0	0	0	0.0	0%
D	Felony Other	0	0	0	0	0	0	0	0	0.0	0%
E	Misdemeanor Assault	1	0	0	0	0	0	0	1	0.1	33%
F	Misdemeanor Drug	0	0	0	0	0	0	0	0	0.0	0%
G	Misdemeanor Theft	1	0	0	0	0	0	0	1	0.1	33%
H	Misdemeanor Other	0	0	0	0	0	0	0	0	0.0	0%
I	D.W.L.S.	0	0	0	0	0	0	0	0	0.0	0%
J	D.W.I.	0	0	0	0	0	0	0	0	0.0	0%
K	Burglary	0	0	0	0	0	0	0	0	0.0	0%
L	Weapons	0	0	0	0	0	0	0	0	0.0	0%
M	Totals	3	0	0	0	0	0	0	3	0.4	100%

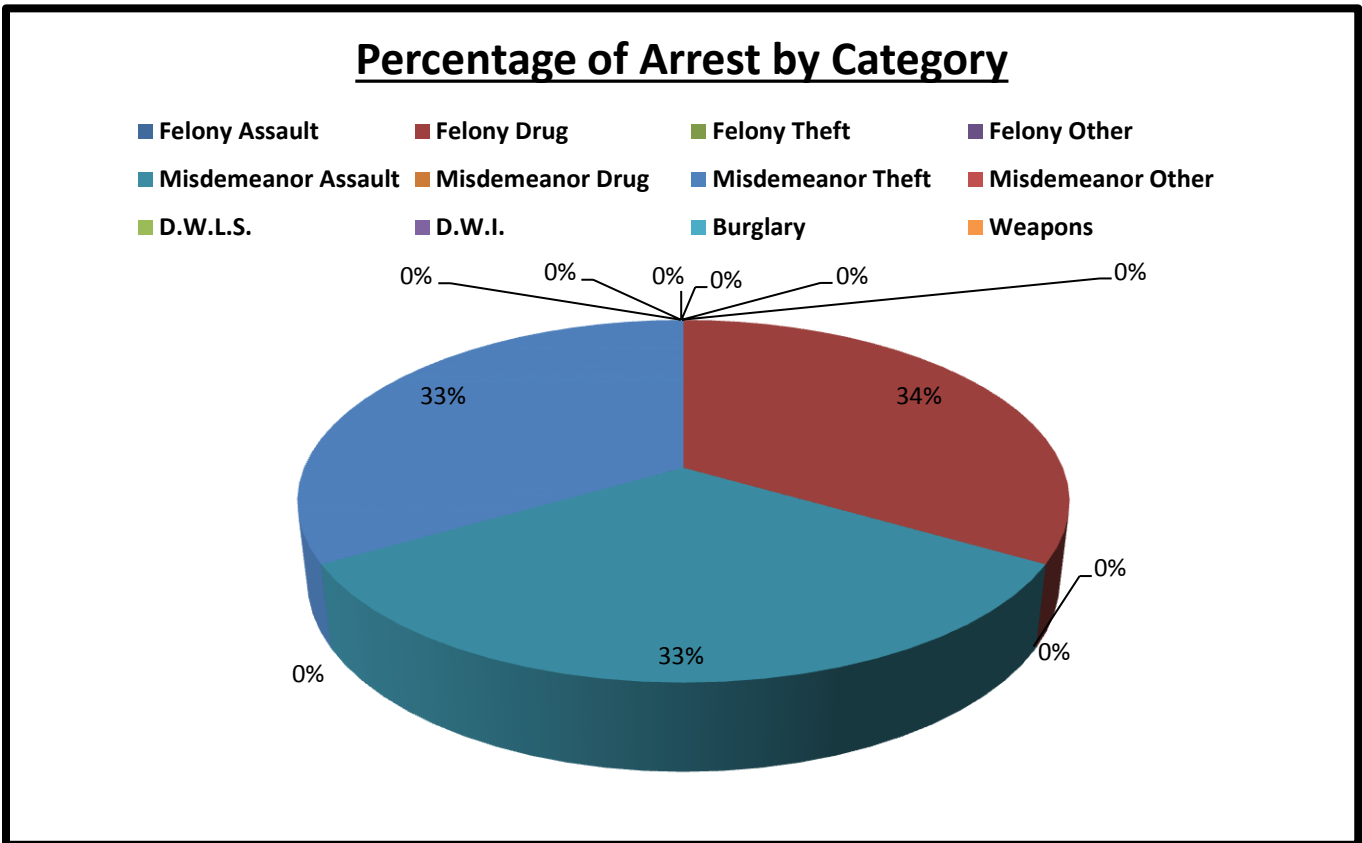
K. Types of Criminal Arrests Monthly Total:



L. Types of Criminal Arrests Monthly Total:



M. Types of Criminal Arrests Monthly Total:



N. Executed Warrant Monthly Total:

000

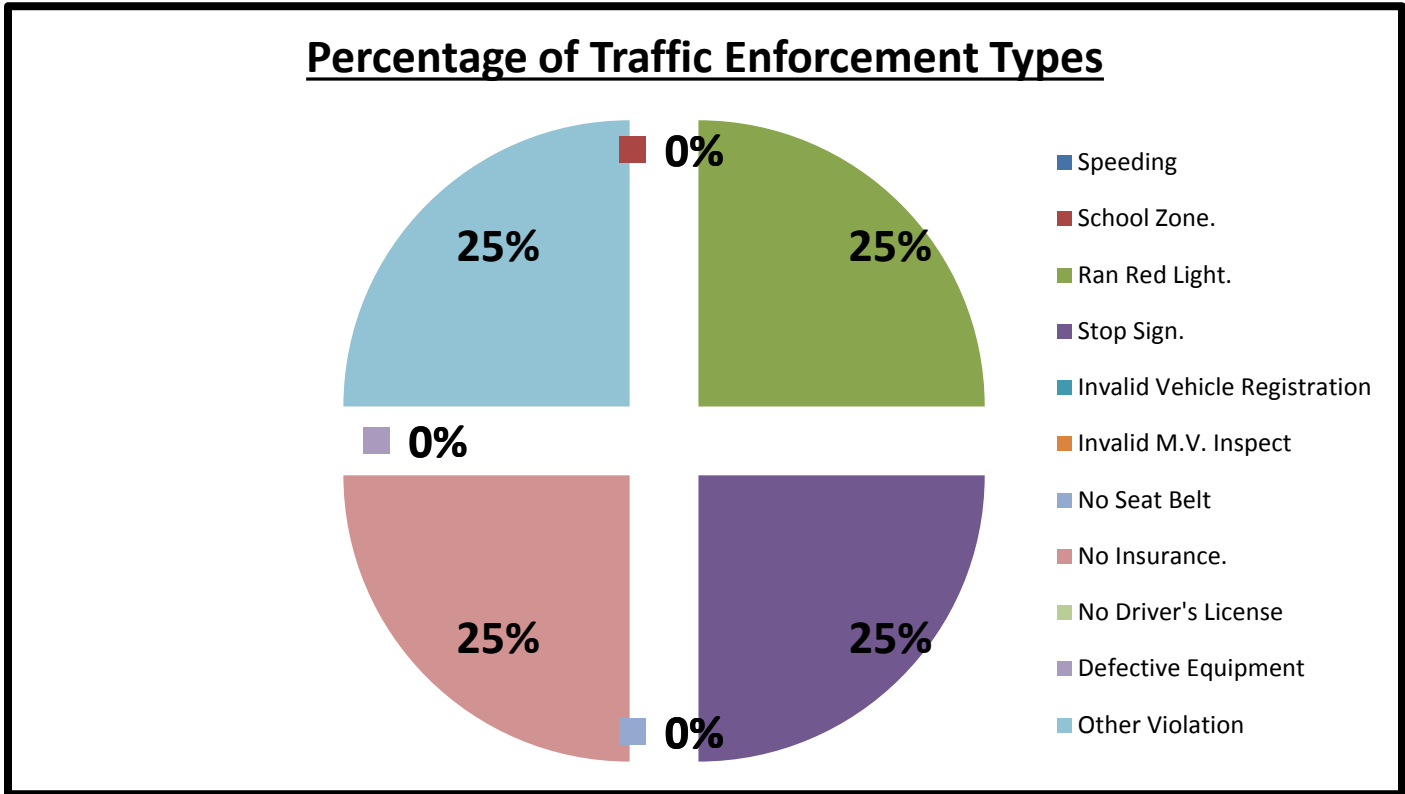
*	Executed Warrants	7S10	7S13	7S16	7S22	7S23	7S35	7S36	TOT	AVER	%
(A)	Felony Warrants	0	0	0	0	0	0	0	0	0.0	#DIV/0!
(B)	Misdemeanor Warrants	0	0	0	0	0	0	0	0	0.0	#DIV/0!
(C)	Totals	0	0	0	0	0	0	0	0	0.0	#DIV/0!

O. Traffic Law Enforcement Total:

020

*	Traffic Enforcement	7S10	7S13	7S16	7S22	7S23	7S35	7S36	TOT	AVER	%
A	Speeding	0	0	0	0	0	0	0	0	0.0	0%
B	School Zone.	0	0	0	0	0	0	0	0	0.0	0%
C	Ran Red Light.	0	0	0	1	0	0	0	1	0.1	25%
D	Stop Sign.	1	0	0	0	0	0	0	1	0.1	25%
E	Invalid Vehicle Registration	0	0	0	0	0	0	0	0	0.0	0%
F	Invalid M.V. Inspect	0	0	0	0	0	0	0	0	0.0	0%
G	No Seat Belt	0	0	0	0	0	0	0	0	0.0	0%
H	No Insurance.	0	0	0	1	0	0	0	1	0.1	25%
I	No Driver's License	0	0	0	0	0	0	0	0	0.0	0%
J	Defective Equipment	0	0	0	0	0	0	0	0	0.0	0%
K	Other Violation	0	0	0	1	0	0	0	1	0.1	25%
L	Written Warnings	0	0	0	0	0	0	0	0	0.0	0%
M	Verbal Warning	4	0	0	0	12	0	0	16	2.3	100%
N	Citation	1	0	0	3	0	0	0	4	0.6	20%
O	Total Violations	5	0	0	3	12	0	0	20	2.9	100%

P. Traffic Law Enforcement Total:



Q. Citations vs. Warnings Monthly Total:

020

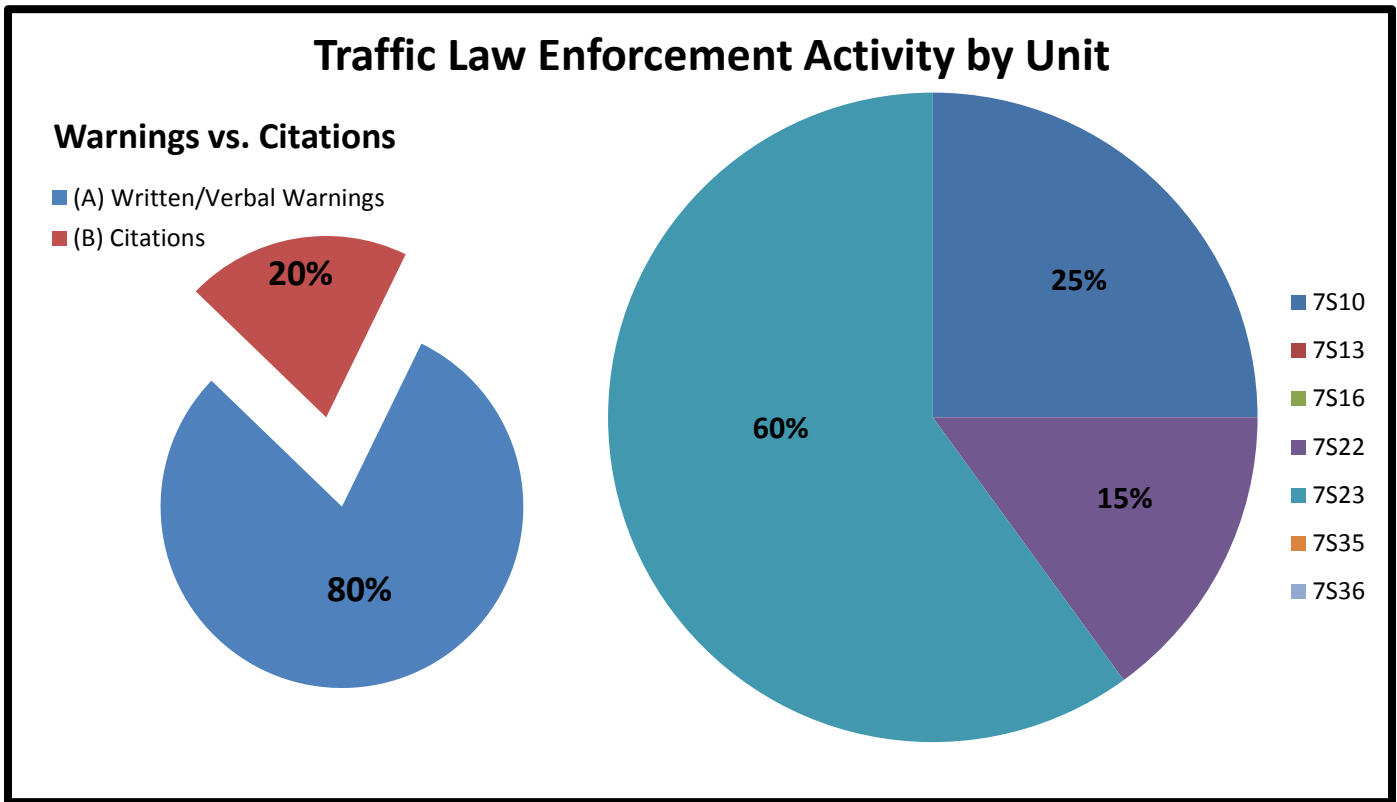
*	Warnings vs. Citations	7S10	7S13	7S16	7S22	7S23	7S35	7S36	TOT	AVER	%
(A)	Written/Verbal Warnings	4	0	0	0	12	0	0	16	2.3	80%
(B)	Citations	1	0	0	3	0	0	0	4	0.6	20%
(C)	<i>Totals</i>	5	0	0	3	12	0	0	20	2.9	100%

R. Sources of Calls for Service Monthly Total:

1193

*	Sources of Calls for Service	7S10	7S13	7S16	7S22	7S23	7S35	7S36	TOT	AVER	%
(A)	On View	6	0	3	7	14	3	1	34	4.9	3%
(B)	Dispatched	30	0	12	37	27	16	10	132	18.9	11%
(C)	Self-Initiated	103	0	211	224	109	92	288	1027	146.7	86%
(D)	<i>Totals</i>	139	0	226	268	150	111	299	1193	170.4	100%

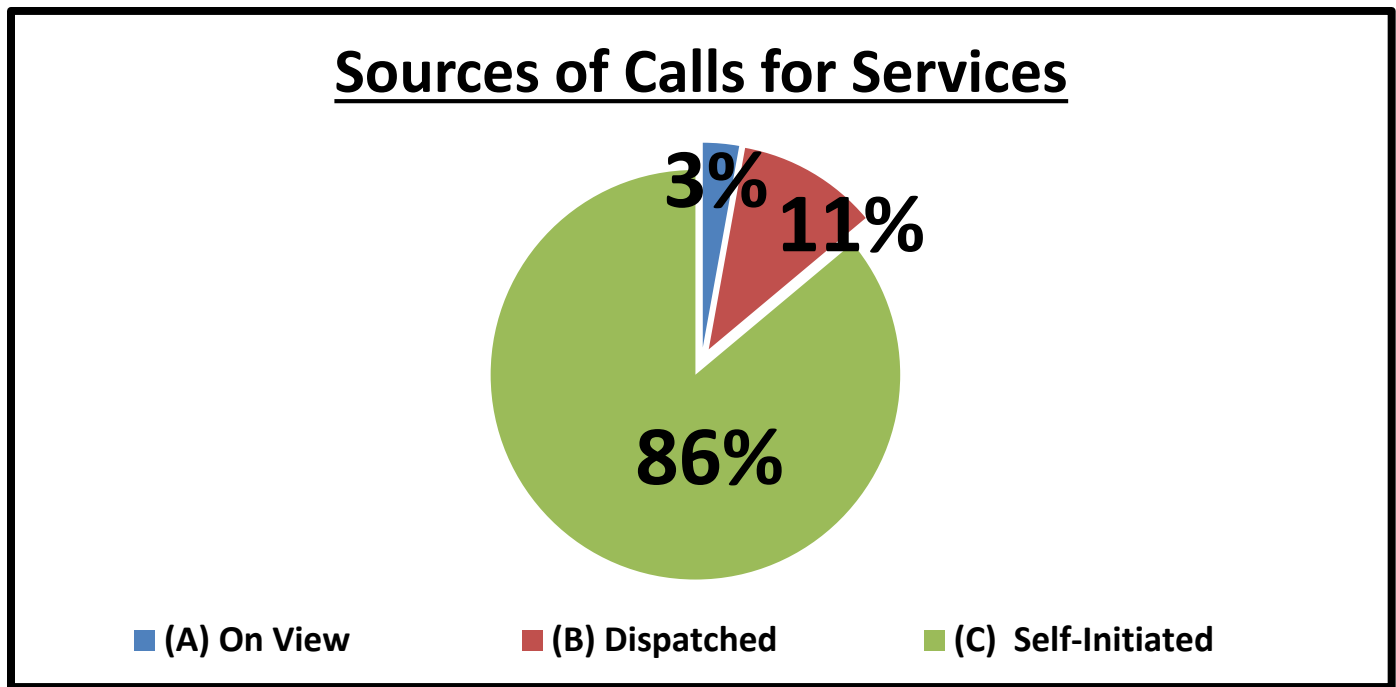
S. Sources of Calls for Service Percentages:



T. Sources of Calls for Service Percentages:

*	Sources of Calls for Service	7S10	7S13	7S16	7S22	7S23	7S35	7S36	TOT
(A)	On View	4%	#DIV/0!	1%	3%	9%	3%	0%	3%
(B)	Dispatched	22%	#DIV/0!	5%	14%	18%	14%	3%	11%
(C)	Self-Initiated	74%	#DIV/0!	93%	84%	73%	83%	96%	86%
(D)	Totals	100%	#DIV/0!	100%	100%	100%	100%	100%	100%

U. Sources of Calls for Service Percentages:



V. Free Reserve Personnel Time Utilized in Contract Monthly Total: 39.8

*	Free Reserve Personnel Time	7S10	7S13	7S16	7S22	7S23	7S35	7S36		TOT	AVER	%
(A)	Totals	39.8	0	0	0	0	0	0		39.8	5.7	100%

W. Mileage Total: 2992

*	Mileage	7S10	7S13	7S16	7S22	7S23	7S35	7S36		TOT	AVER	%
(A)	Totals	569	0	531	431	500	414	547		2992	427.4	249%

Y. Incident Summaries:

01.	OCTOBER 01, 2018	1200 HOURS	NARCOTICS ARREST-PCS			DEPUTY J. BALLARD	
	DAYSHIFT:	3500 TIERWESTER	GSEMD	“N/A”		HC:	1810-00003
	<p>On October 01, 2018, a Monday, at approximately 1243 hours while on patrol in the “Houston Southeast” contract, I Deputy J. Ballard riding unit 87S10 along with Deputy D. Henry unit 87S13 with the Harris County Constable Department of Precinct 7 were performing routine patrol and law enforcement services when Deputies observed a suspicious vehicle. During the course of the field investigation, individual was found in possession of controlled substance. Individual was arrested, transported and released to the Harris County Jail. The patrol activity type is “PAT=D”.</p>						

02.	OCTOBER 04, 2018	1000 HOURS	ASSAULT-FAMILY MEMBER	DEPUTY J. BALLARD		
	DAYSHIFT:	5503 ALMEDA ROAD	GSEMD	“N/A”	HC:	1810-00029
<p>On October 04, 2018, a Thursday, at approximately 1032 hours while on patrol in the “Houston Southeast” contract, I Deputy J. Ballard riding unit 87S10 with the Harris County Constable Department of Precinct 7 were performing routine patrol and law enforcement services when Deputy dispatched to assault at Proguard Self Storage. Upon arrival, I met with the complainant. During the course the field investigation, Deputy determine that complainant was assaulted by known individual. A report was generated and to be warrant will be filed. The patrol activity type is “PAT=P”.</p>						

03.	OCTOBER 04, 2018	1900 HOURS	BURGLARY	DEPUTY K. DANIELS		
	EVENINGSHIFT:	6400 BOWLING GREE	GSEMD	“F”	HC:	1810-00033
<p>On October 04, 2018, a Tuesday, at approximately 1600 hours while on patrol in the “Houston Southeast” contract, I Deputy K. Daniels riding unit 87S22 with the Harris County Constable Department of Precinct 7 was performing routine patrol and law enforcement services when I was dispatched to a burglary call (2018566709) at the “Pear Grove Apartments”. Upon arrival, I met with the complainant and obtained information on the call. A report was generated. The patrol activity type is “PAT=T”.</p>						

04.	OCTOBER 05, 2018	1100 HOURS	ASSAULT-SUPPLEMENT	DEPUTY J. BALLARD		
	DAYSHIFT:	5290 GRIGGS ROAD	GSEMD	“N/A”	HC:	1810-00029-01
<p>On October 05, 2018, a Friday, at approximately 1135 hours while on patrol in the “Houston Southeast” contract, I Deputy J. Ballard riding unit 87S10 with the Harris County Constable Department of Precinct 7 were performing routine patrol and law enforcement services when I conducted a follow up to assault that already occurred. A supplement was generated and a to be warrant was filed. The patrol activity type is “PAT=R”.</p>						

05.	OCTOBER 08, 2018	1000 HOURS	EMERGENCY DETENTION	DEPUTY J. BALLARD		
	DAYSHIFT:	5601 ROYAL PALMS	GSEMD	“N/A”	HC:	1810-00053
<p>On October 08, 2018, a Monday, at approximately 1001 hours while on patrol in the “Houston Southeast” contract, I Deputy J. Ballard riding unit 87S10 along with Deputy D. Henry unit 87S13 with the Harris County Constable Department of Precinct 7 were performing routine patrol and law enforcement services when Deputies dispatched to disturbance at Royal Palm Apartments. Upon arrival, Deputies met with the involved parties. During the course the field investigation, individual was found to be suffering from a crisis. Individual was transported and released to NPC for medical evaluation. The patrol activity type is “PAT=P”.</p>						

06.	OCTOBER 23, 2018	2200 HOURS	RUNAWAY	DEPUTY B. JONES		
	EVENINGSHIFT:	3250 OLD SPANISH TL	GSEMD	“N/A”	HC:	1810-00165
<p>On October 23, 2018 a Tuesday, at approximately 21:40 hours, while on patrol in the GSEMD Contract, I Deputy B. Jones unit 87S23 with the Harris County Constables Department of Precinct 7 was out on patrol in the Greater Southeast District, Where I was dispatched to a Runaway call. Upon arrival, Deputy met with the Reportee in reference to juvenile being located that was possible runaway. Deputy made contact with the juvenile and a report was generated. The patrol activity type is “PAT=BB”.</p>						

07.	OCTOBER 26, 2018	0800 HOURS	THEFT UNDER \$100		DEPUTY J. BALLARD	
	DAYSHIFT:	3822 OLD SPANISH TL	GSEMD	"N/A"	HC:	1810-00182
<p>On October 26, 2018, a Friday, at approximately 0816 hours while on patrol in the "Houston Southeast" contract, I Deputy J. Ballard riding unit 87S10 along with the Harris County Constable Department of Precinct 7 were performing routine patrol and law enforcement services when I dispatched to theft in progress at Walgreens. Upon arrival, I met with the complainant. During the course the field investigation, Deputy was able to locate the suspect and detained them for theft. Deputy determine that individual previous convictions for theft. Individual was transported and released to the Harris County Jail. The patrol activity type is "PAT=U".</p>						

08.	OCTOBER 26, 2018	1100 HOURS	LOST PROPERTY		DEPUTY J. BALLARD	
	DAYSHIFT:	5200 GRIGGS ROAD	GSEMD	"N/A"	HC:	1810-00203
<p>On October 26, 2018, a Friday, at approximately 1151 hours while on patrol in the "Houston Southeast" contract, I Deputy J. Ballard riding unit 87S10 along with the Harris County Constable Department of Precinct 7 were performing routine patrol and law enforcement services when I dispatched to lost property. Upon arrival, I met with the complainant. A report was generated. The patrol activity type is "PAT=A".</p>						

09.	OCTOBER 29, 2018	2000 HOURS	CHILD CUSTODY DISP		DEPUTY B. JONES	
	EVENING SHIFT:	3900 CHENEVERT ST	GSEMD	"N/A"	HC:	1810-00205
<p>On October 29, 2018 a Monday, at approximately 2007 hours, while on patrol in the GSEMD Contract, I Deputy B. Jones unit 87S23 with the Harris County Constables Department of Precinct 7 was dispatched to a Child Custody Dispute. A report was generated. The patrol activity type is "PAT=Z".</p>						

10.	OCTOBER 30, 2018	16:00 HOURS	THEFT		DEPUTY B. JONES	
	EVENING SHIFT:	4433 GRIGGS RD	GSEMD	"M"	HC:	1810-00211
<p>On October 30, 2018 a Tuesday, at approximately 1629 hours, while on patrol in the GSEMD Contract, I Deputy B. Jones unit 87S23 with the Harris County Constables Department of Precinct 7 was dispatched to a Theft of a Business. Upon making contact, The complainant stated that an individual walked inside and grabbed a jacket. Individual passed all point of sales and failed to pay for the item. A report was generated. The patrol activity type is "PAT=U".</p>						

Lieutenant Marcus Grant

Marcus Grant, B.S.
Patrol Lieutenant Field Operations
Harris County Constable's Office of Precinct
"713-643-6602 OR 713-566-1720"