



MAY WALKER, CONSTABLE
PRECINCT SEVEN
HARRIS COUNTY, TEXAS

MAIN OFFICE
5300 Griggs Road
Houston, Texas 77021
PHONE (713) 643-6602
FAX (713) 643-3401

Date: December 16, 2018

From: Marcus Grant, B.S.
Patrol Lieutenant Field Operations
Harris County Constable's Office of Precinct "7"

To: Houston Southeast Management District
Public Safety Committee & Houston Southeast M.D. Board of Directors

Subject: November Monthly Productivity Analysis Report
Enclosure: **MPAR – November 2018**
Distribution: Executive Command Staff & Board of Directors & Management Company

The purpose of this "**Monthly Productivity Analysis Report**" (M.P.A.R.) is to provide the executive command staff with the appropriate data to analyze the productivity of assigned personnel and their shifts' activities to allow for the validation of individual and divisional performance evaluations. With regard to the specific contents of the report, there are 18 distinctive component parts of this report. These components are enumerated below:

- | | |
|--|---|
| 01. Patrol Activity Details | 10. Traffic Enforcement Report |
| 02. Patrol Activity Analytical Summary | 11. Trends & Percentages of Traffic |
| 03. Patrol Activity Percentages & Trends | 12. Citation & Warning Issuance Review |
| 04. Security Checks Report | 13. Call for Service Report (<i>C.F.S.</i>) |
| 05. Security Checks Percentages & Trends | 14. Trends & Percentages for <i>C.F.S.</i> |
| 06. Crisis Intervention Disposition Report | 15. Overtime Report (service at no Cost) |
| 07. Offense/Incident Generation Report | 16. Reserve Deputy Use (at no Cost) |
| 08. Criminal Arrest Types Report | 17. Incident Summarization |
| 09. Warrant Execution Report | 18. Hotspot Report Data Review |

A cursory analysis of the statistical data from this report should be demonstrative of the quality of performance of this agency in realizing the contractual obligations and the overall achievement of the goals and objectives of this Agency and the Contract Division.

3190 total miles were driven, and the shift responded to **2070** total service calls and conducted **001** crash investigations. The shift issued **02** traffic citations, made **09** arrests and handled **024** enforcement service related calls.

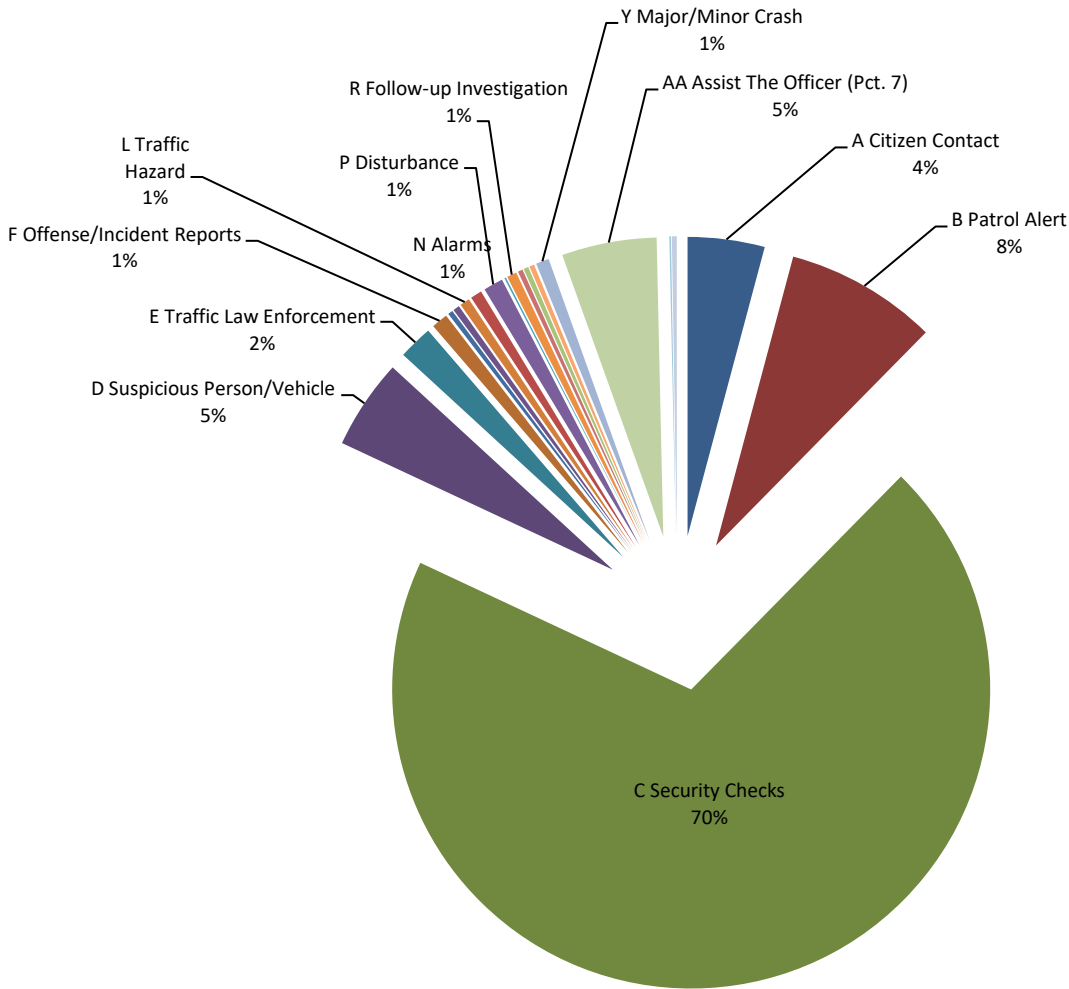
A. Patrol Activity Monthly Total:

1131

*	<i>Patrol Activity Types</i>	7S10	7S13	7S16	7S22	7S23	7S35	7S36	TOT	AVER	%
A	Citizen Contact	6	0	32	1	5	2	1	47	6.7	4%
B	Patrol Alert	4	0	2	20	16	15	36	93	13.3	8%
C	Security Checks	98	0	147	189	103	82	168	787	112.4	70%
D	Suspicious Person/Vehicle	15	0	13	12	6	4	5	55	7.9	5%
E	Traffic Law Enforcement	1	0	0	0	12	7	1	21	3.0	2%
F	Offense/Incident Reports	7	0	0	0	0	3	0	10	1.4	1%
G	Vacation Watch	0	0	0	0	0	0	3	3	0.4	0%
H	Open Door / Window	0	0	0	0	0	0	0	0	0.0	0%
I	Assist Contract Citizen	0	0	0	0	0	0	0	0	0.0	0%
J	Welfare Check / Med.	0	0	0	3	0	1	0	4	0.6	0%
K	Traffic Initiative	0	0	0	0	0	0	0	0	0.0	0%
L	Traffic Hazard	2	0	0	1	1	1	1	6	0.9	1%
M	Animal Humane	0	0	0	0	0	0	0	0	0.0	0%
N	Alarms	2	0	2	1	1	1	0	7	1.0	1%
O	Mental Cases (171)	0	0	0	0	0	0	0	0	0.0	0%
P	Disturbance	1	0	1	5	3	2	0	12	1.7	1%
Q	Criminal Investigation	1	0	0	0	0	0	0	1	0.1	0%
R	Follow-up Investigation	5	0	1	0	0	0	0	6	0.9	1%
S	Criminal Mischief	0	0	0	0	0	0	0	0	0.0	0%
T	Burglary Residence/Vehicle	1	0	0	1	0	0	1	3	0.4	0%
U	Theft / Theft of Business	2	0	0	0	1	0	0	3	0.4	0%
V	Citizen Assaulted	0	0	0	0	0	0	0	0	0.0	0%
W	Robbery of an Individual	0	0	0	0	0	0	0	0	0.0	0%
X	Trespass Warning	0	0	3	0	0	0	0	3	0.4	0%
Y	Major/Minor Crash	3	0	0	2	1	2	0	8	1.1	1%
Z	Child Custody Disputes	0	0	0	0	0	0	0	0	0.0	0%
AA	Assist The Officer (Pct. 7)	4	0	16	17	14	2	5	58	8.3	5%
BB	Runaway Missing Persons	0	0	0	0	0	0	0	0	0.0	0%
CC	Assisted LEA	1	0	0	0	0	0	0	1	0.1	0%
DD	Solicitors	0	0	0	0	0	0	0	0	0.0	0%
EE	Meeting/Event/Ct.	2	0	0	1	0	0	0	3	0.4	0%
*	MONTH TOTALS	155	0	217	253	163	122	221	1131	161.6	100%

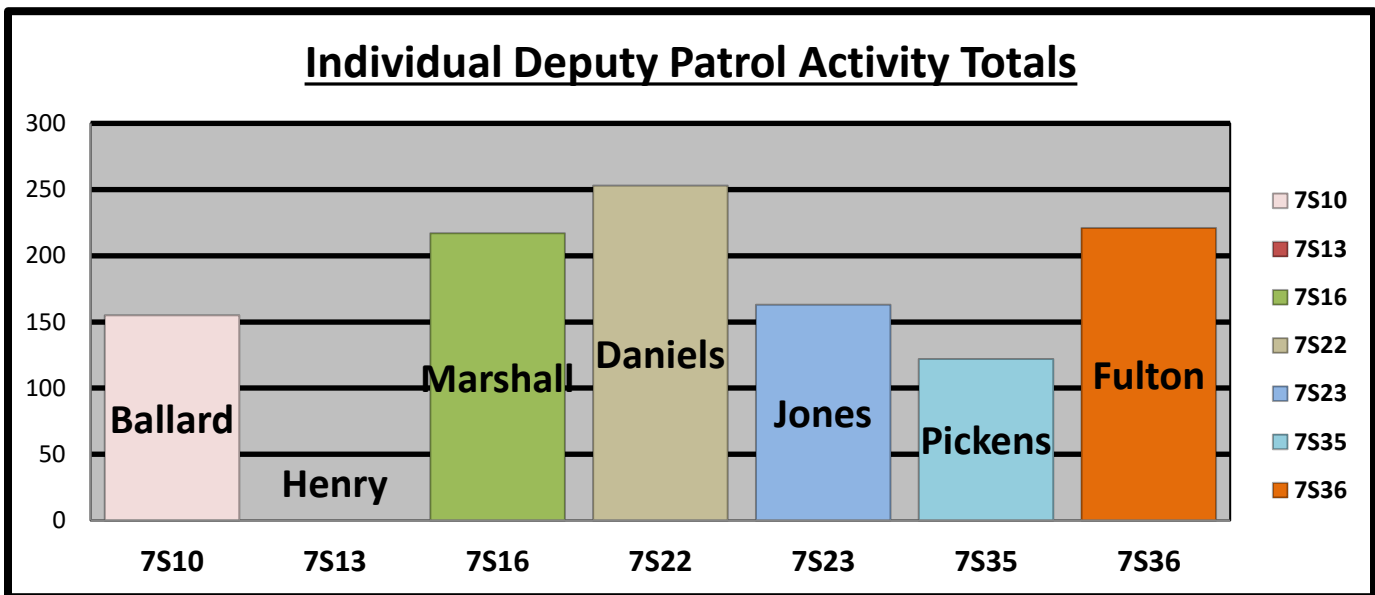
A1. Patrol Activity Percentage:

Percentage of Patrol Activity



- A Citizen Contact
- E Traffic Law Enforcement
- I Assist Contract Citizen
- M Animal Humane
- Q Criminal Investigation
- U Theft / Theft of Business
- Y Major/Minor Crash
- CC Assisted LEA
- B Patrol Alert
- F Offense/Incident Reports
- J Welfare Check / Med.
- N Alarms
- R Follow-up Investigation
- V Citizen Assaulted
- Z Child Custody Disputes
- DD Solicitors
- C Security Checks
- G Vacation Watch
- K Traffic Initiative
- O Mental Cases (171)
- S Criminal Mischief
- W Robbery of an Individual
- AA Assist The Officer (Pct. 7)
- EE Meeting/Event/Ct.
- D Suspicious Person/Vehicle
- H Open Door / Window
- L Traffic Hazard
- P Disturbance
- T Burglary Residence/Vehicle
- X Trespass Warning
- BB Runaway Missing Persons

B. Patrol Activity by Houston Southeast Management District Personnel:

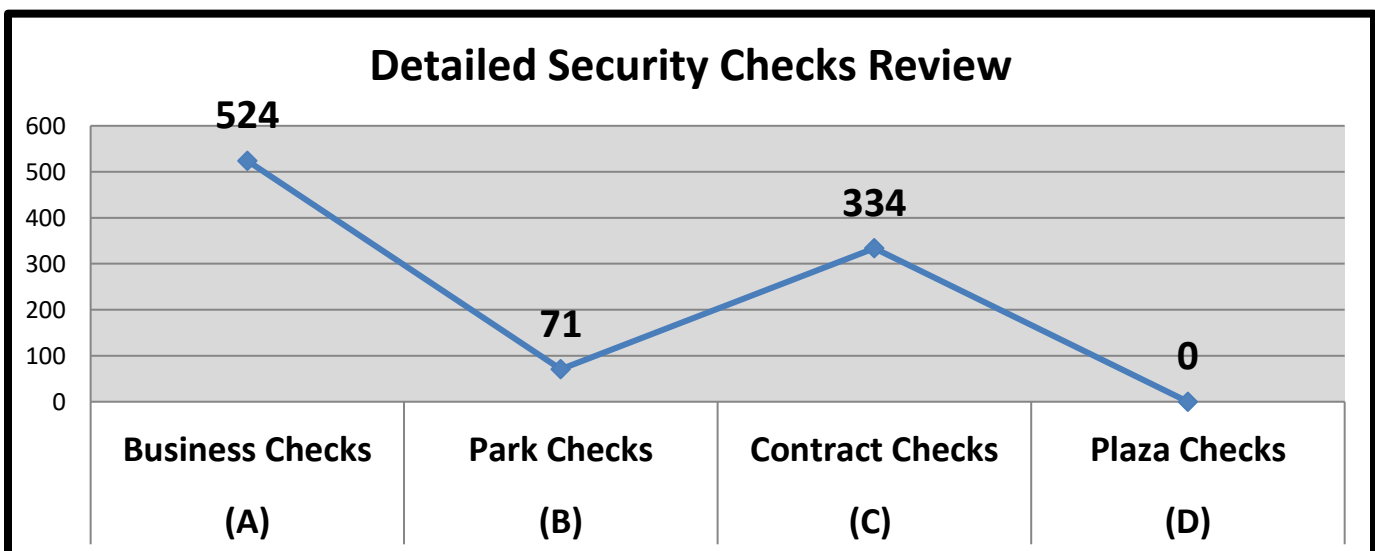


C. Security Checks Monthly Total:

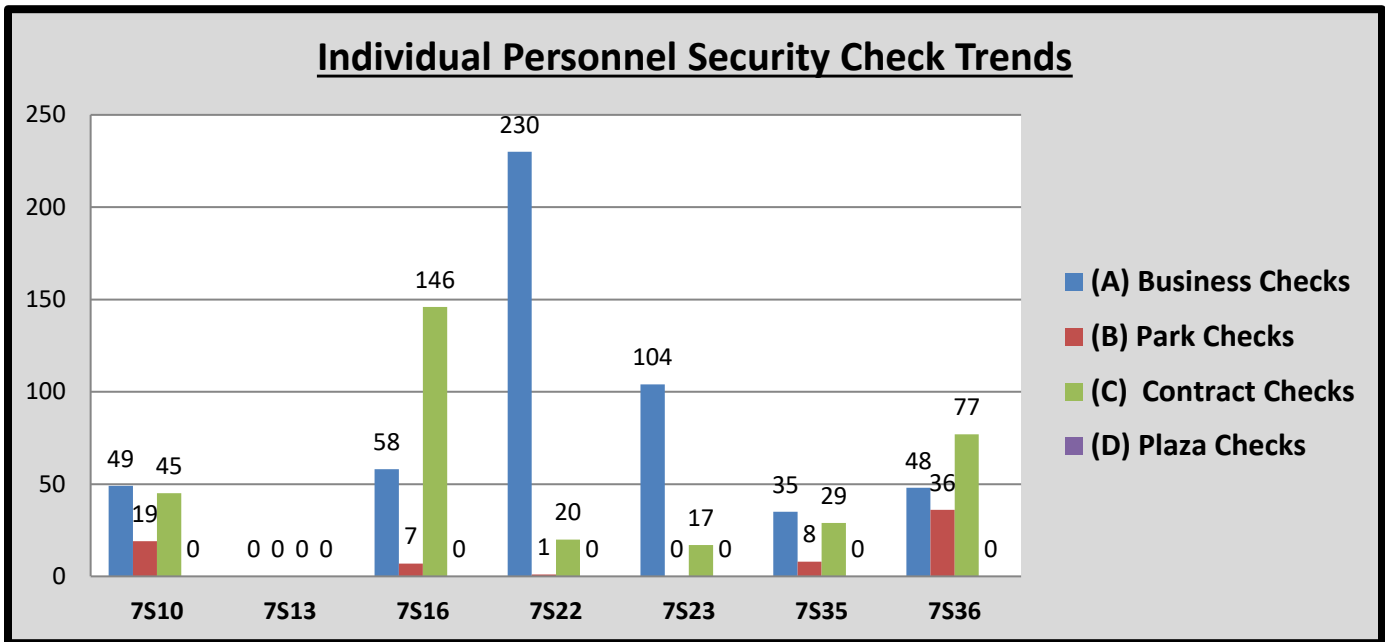
0929

*	Security Checks	7S10	7S13	7S16	7S22	7S23	7S35	7S36	TOT	AVER	%
(A)	Business Checks	49	0	58	230	104	35	48	524	74.9	56%
(B)	Park Checks	19	0	7	1	0	8	36	71	10.1	8%
(C)	Contract Checks	45	0	146	20	17	29	77	334	47.7	36%
(D)	School Checks	0	0	0	0	0	0	0	0	0.0	0%
(E)	<i>Totals</i>	113	0	211	251	121	72	161	929	132.7	100%

D. Detailed Security Checks Monthly:



E. Individual Personnel Security Check Trends:



F. CIT/MHO Dispositions Monthly Total:

000

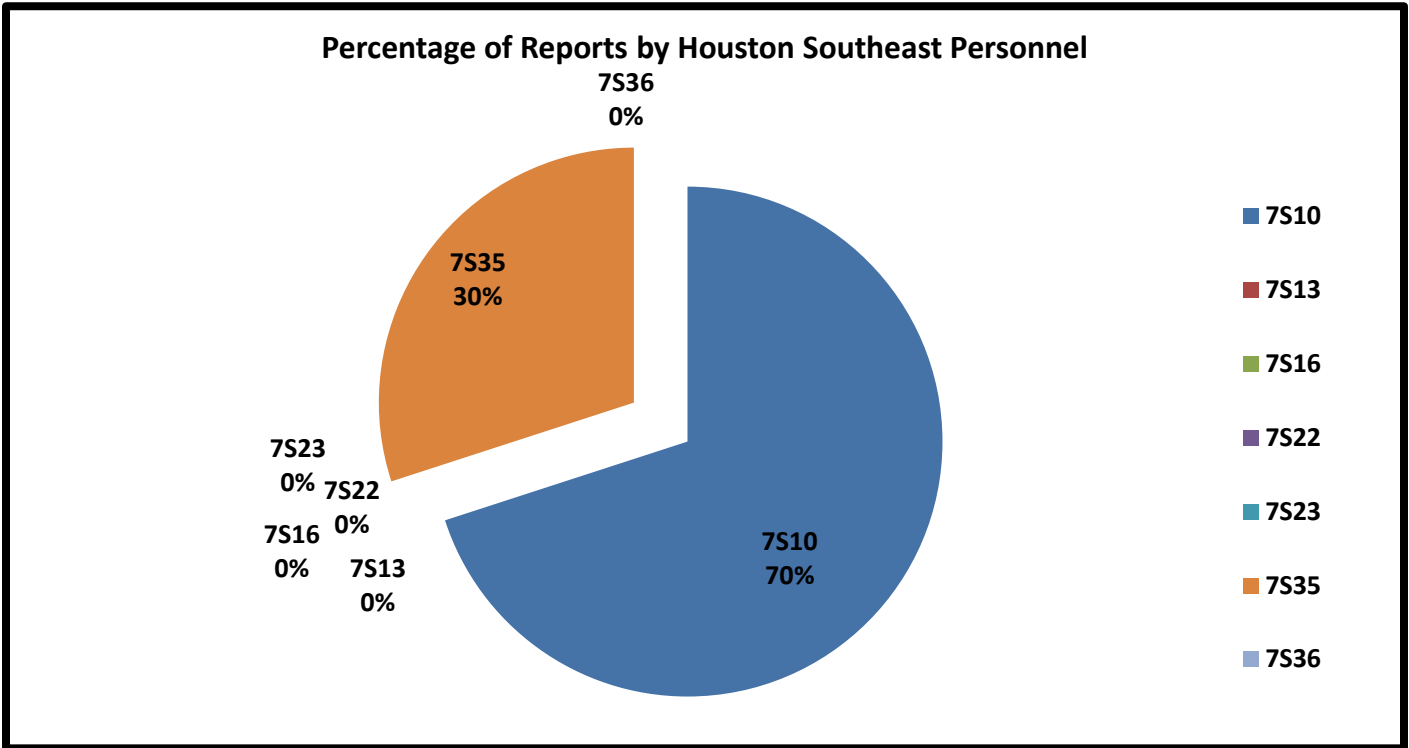
* C.I.T. Dispositions	7S10	7S13	7S16	7S22	7S23	7S35	7S36	TOT	AVER	%
(A) CIT/MHO Outside Referral	0	0	0	0	0	0	0	0	0.0	#DIV/0!
(B) CIT/MHO Transport	0	0	0	0	0	0	0	0	0.0	#DIV/0!
(C) CIT/MHO CIT Contact	0	0	0	0	0	0	0	0	0.0	#DIV/0!
(D) CIT/MHO Arrest	0	0	0	0	0	0	0	0	0.0	#DIV/0!
(E) Totals	0	0	0	0	0	0	0	0	0.0	#DIV/0!

G. Offense/Incident Reports Monthly Total:

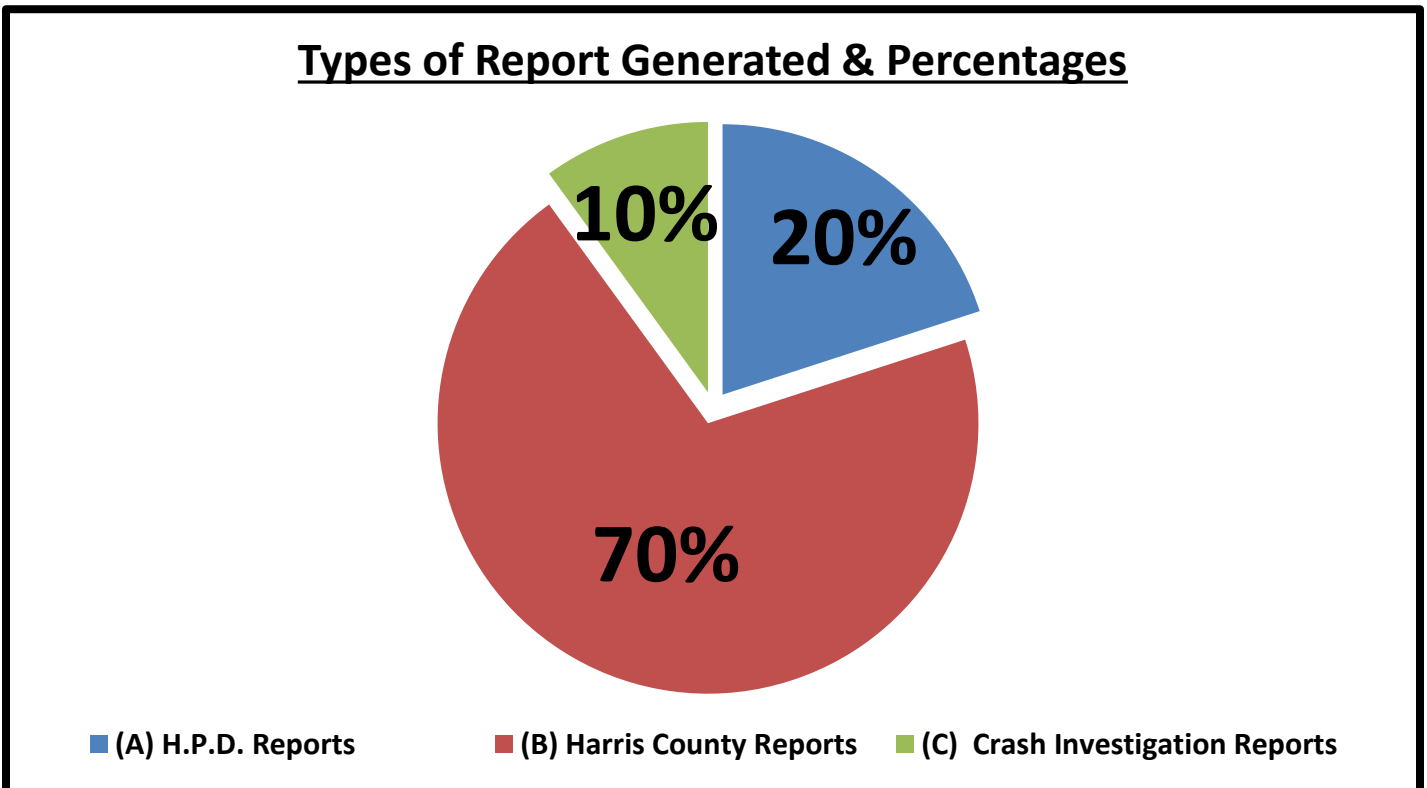
010

* Offense/Incident Reports	7S10	7S13	7S16	7S22	7S23	7S35	7S36	TOT	AVER	%
(A) H.P.D. Reports	2	0	0	0	0	0	0	2	0.3	20%
(B) Harris County Reports	4	0	0	0	0	3	0	7	1.0	70%
(C) Crash Investigation Reports	1	0	0	0	0	0	0	1	0.1	10%
(D) Totals	7	0	0	0	0	3	0	10	1.4	100%

H. Report Generation Percentages:



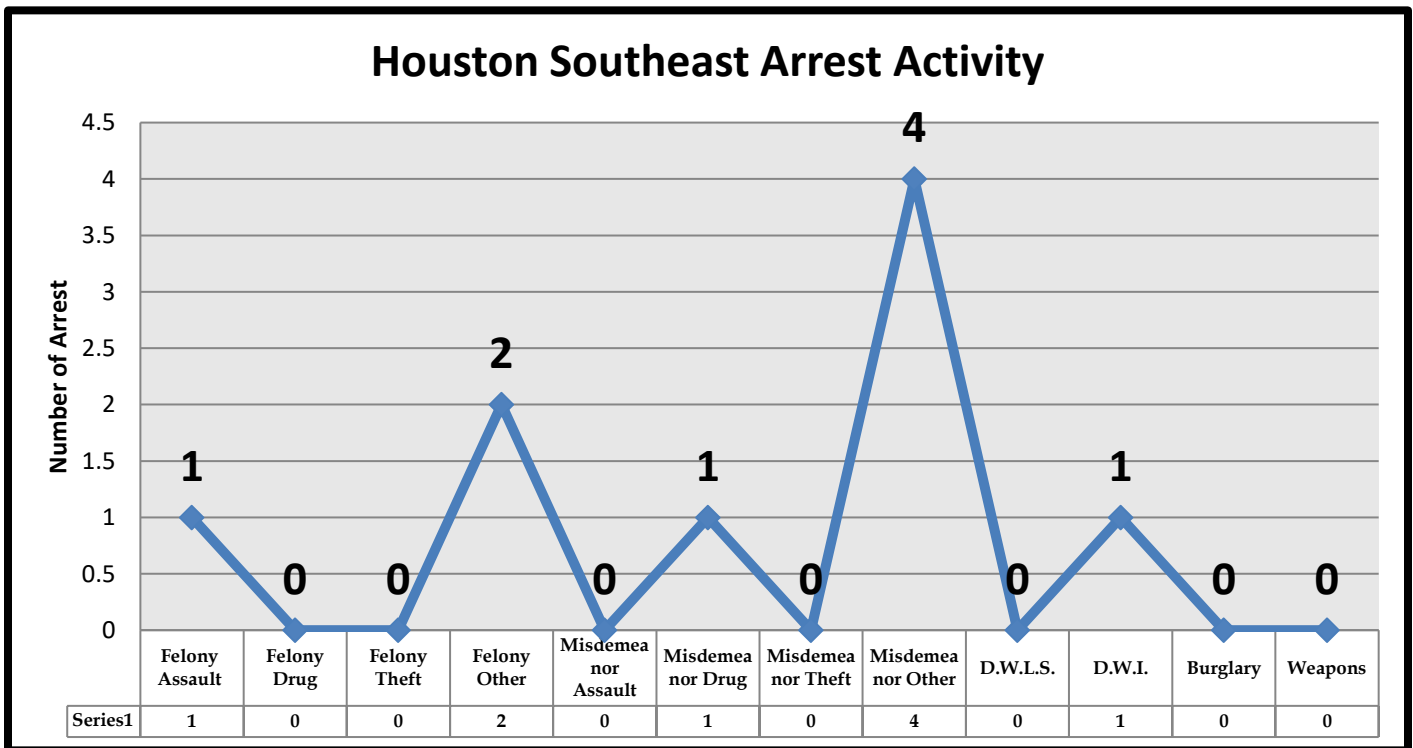
I. Percentages:



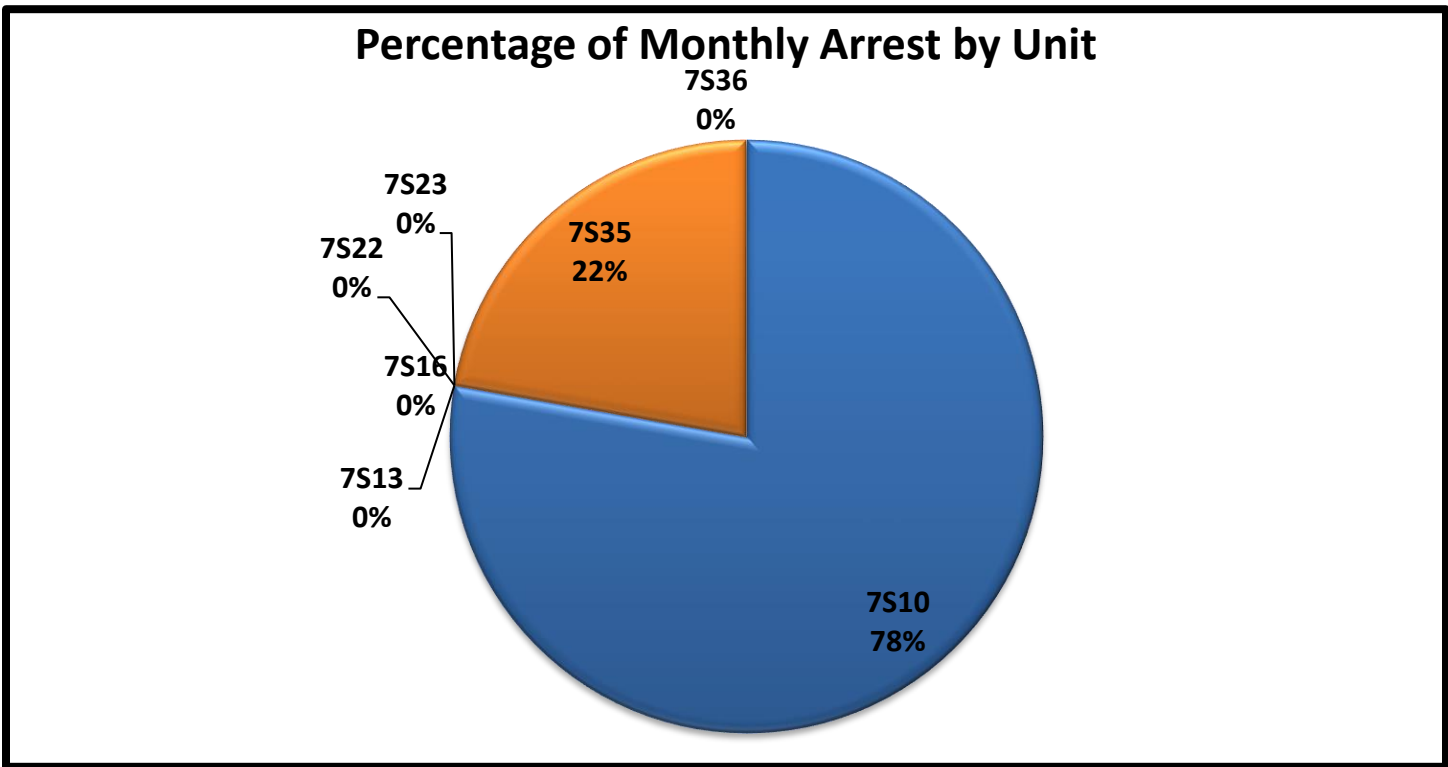
J. Types of Criminal Arrests Monthly Total:

*	Types of Criminal Arrests	7S10	7S13	7S16	7S22	7S23	7S35	7S36	TOT	AVER	%
A	Felony Assault	0	0	0	0	0	1	0	1	0.1	11%
B	Felony Drug	0	0	0	0	0	0	0	0	0.0	0%
C	Felony Theft	0	0	0	0	0	0	0	0	0.0	0%
D	Felony Other	2	0	0	0	0	0	0	2	0.3	22%
E	Misdemeanor Assault	0	0	0	0	0	0	0	0	0.0	0%
F	Misdemeanor Drug	1	0	0	0	0	0	0	1	0.1	11%
G	Misdemeanor Theft	0	0	0	0	0	0	0	0	0.0	0%
H	Misdemeanor Other	4	0	0	0	0	0	0	4	0.6	44%
I	D.W.L.S.	0	0	0	0	0	0	0	0	0.0	0%
J	D.W.I.	0	0	0	0	0	1	0	1	0.1	11%
K	Burglary	0	0	0	0	0	0	0	0	0.0	0%
L	Weapons	0	0	0	0	0	0	0	0	0.0	0%
M	Totals	7	0	0	0	0	2	0	9	1.3	100%

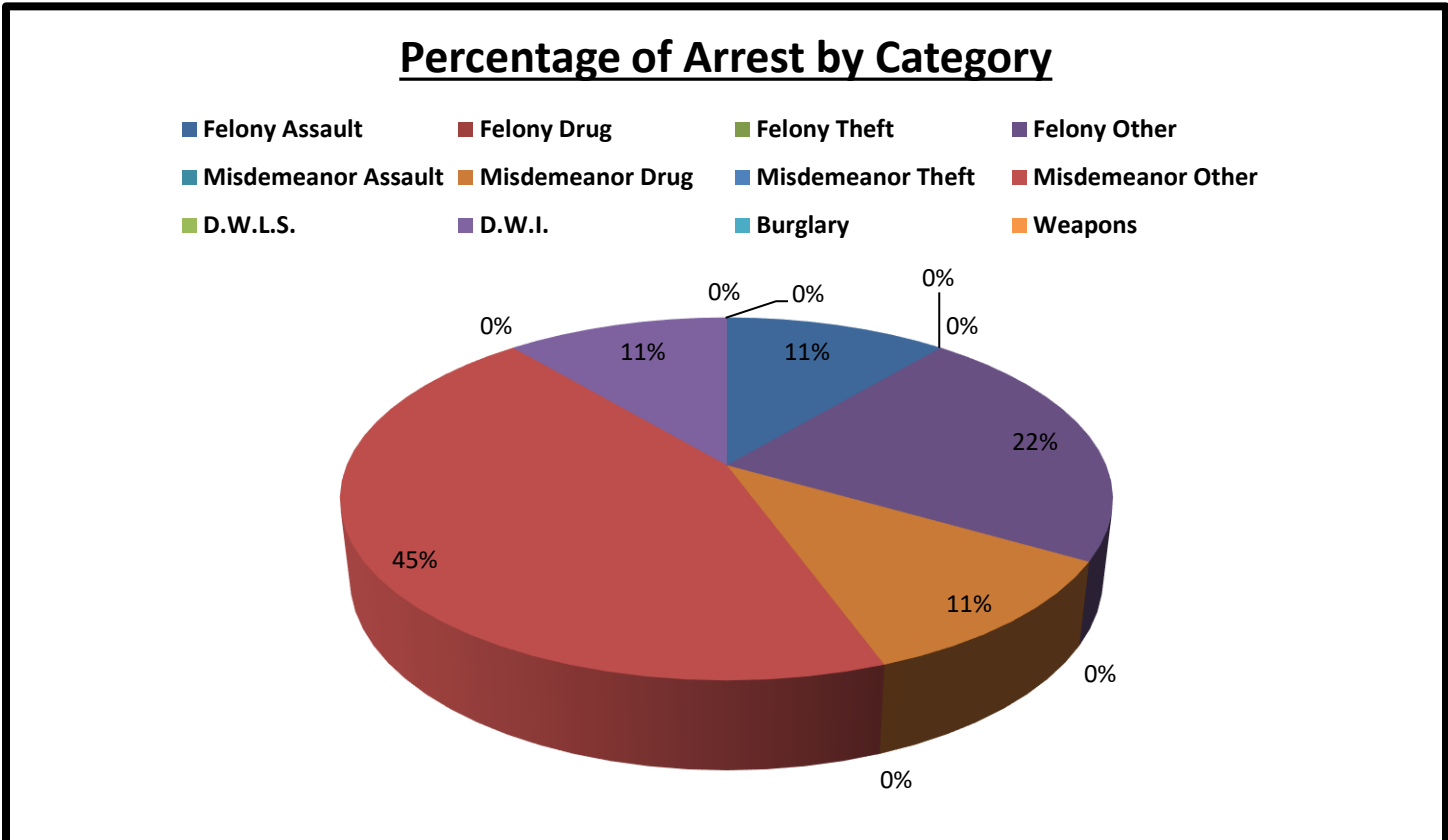
K. Types of Criminal Arrests Monthly Total:



L. Types of Criminal Arrests Monthly Total:



M. Types of Criminal Arrests Monthly Total:



N. Executed Warrant Monthly Total:

006

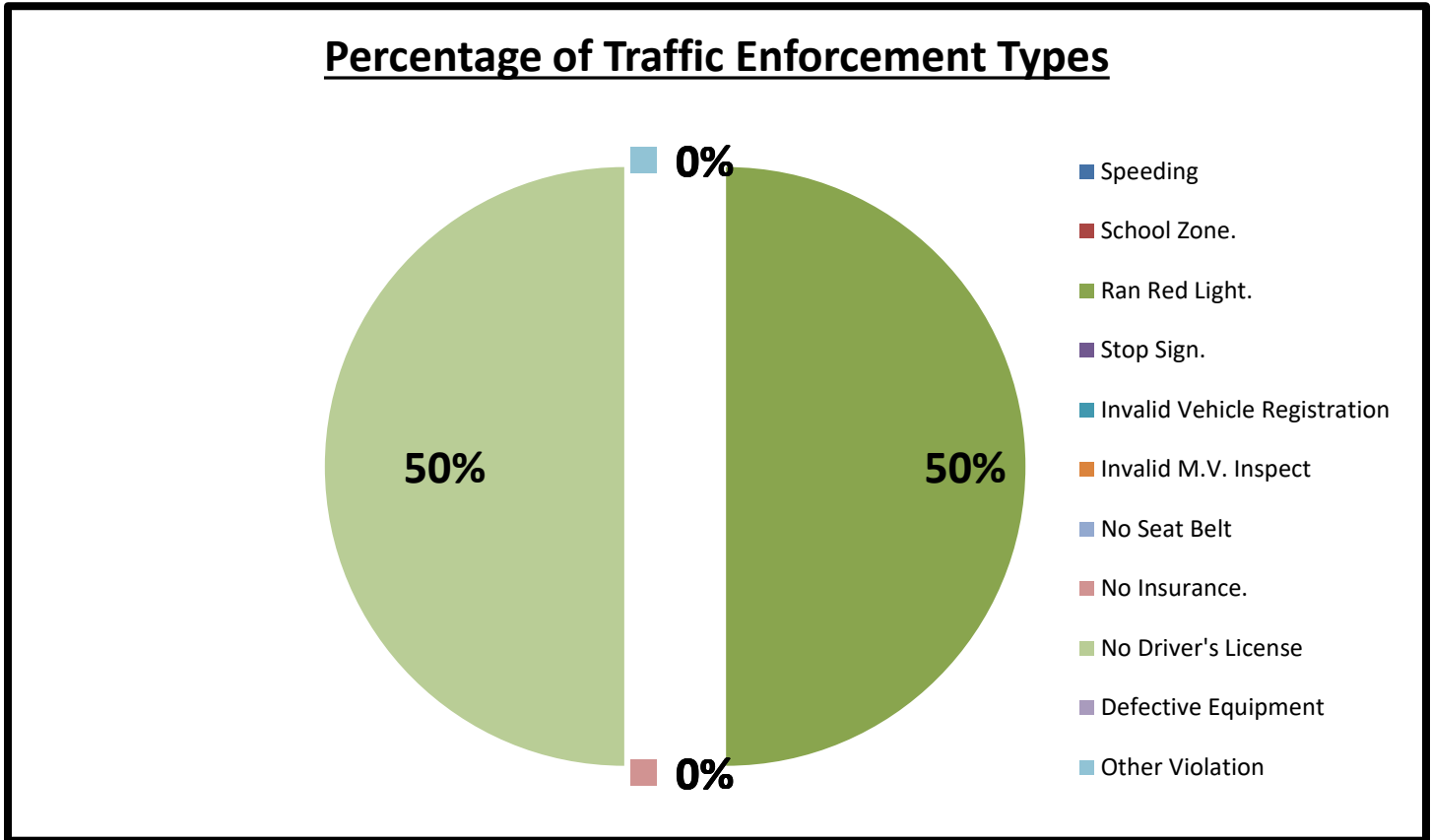
*	Executed Warrants	7S10	7S13	7S16	7S22	7S23	7S35	7S36	TOT	AVER	%
(A)	Felony Warrants	0	0	0	0	0	0	0	0	0.0	0%
(B)	Misdemeanor Warrants	6	0	0	0	0	0	0	6	0.9	100%
(C)	Totals	6	0	0	0	0	0	0	6	0.9	100%

O. Traffic Law Enforcement Total:

015

*	Traffic Enforcement	7S10	7S13	7S16	7S22	7S23	7S35	7S36	TOT	AVER	%
A	Speeding	0	0	0	0	0	0	0	0	0.0	0%
B	School Zone.	0	0	0	0	0	0	0	0	0.0	0%
C	Ran Red Light.	0	0	0	0	0	1	0	1	0.1	50%
D	Stop Sign.	0	0	0	0	0	0	0	0	0.0	0%
E	Invalid Vehicle Registration	0	0	0	0	0	0	0	0	0.0	0%
F	Invalid M.V. Inspect	0	0	0	0	0	0	0	0	0.0	0%
G	No Seat Belt	0	0	0	0	0	0	0	0	0.0	0%
H	No Insurance.	0	0	0	0	0	0	0	0	0.0	0%
I	No Driver's License	0	0	0	0	0	1	0	1	0.1	50%
J	Defective Equipment	0	0	0	0	0	0	0	0	0.0	0%
K	Other Violation	0	0	0	0	0	0	0	0	0.0	0%
L	Written Warnings	0	0	0	0	0	0	0	0	0.0	0%
M	Verbal Warning	1	0	0	0	12	0	0	13	1.9	100%
N	Citation	0	0	0	0	0	2	0	2	0.3	13%
O	Total Violations	1	0	0	0	12	2	0	15	2.1	100%

P. Traffic Law Enforcement Total:



Q. Citations vs. Warnings Monthly Total:

015

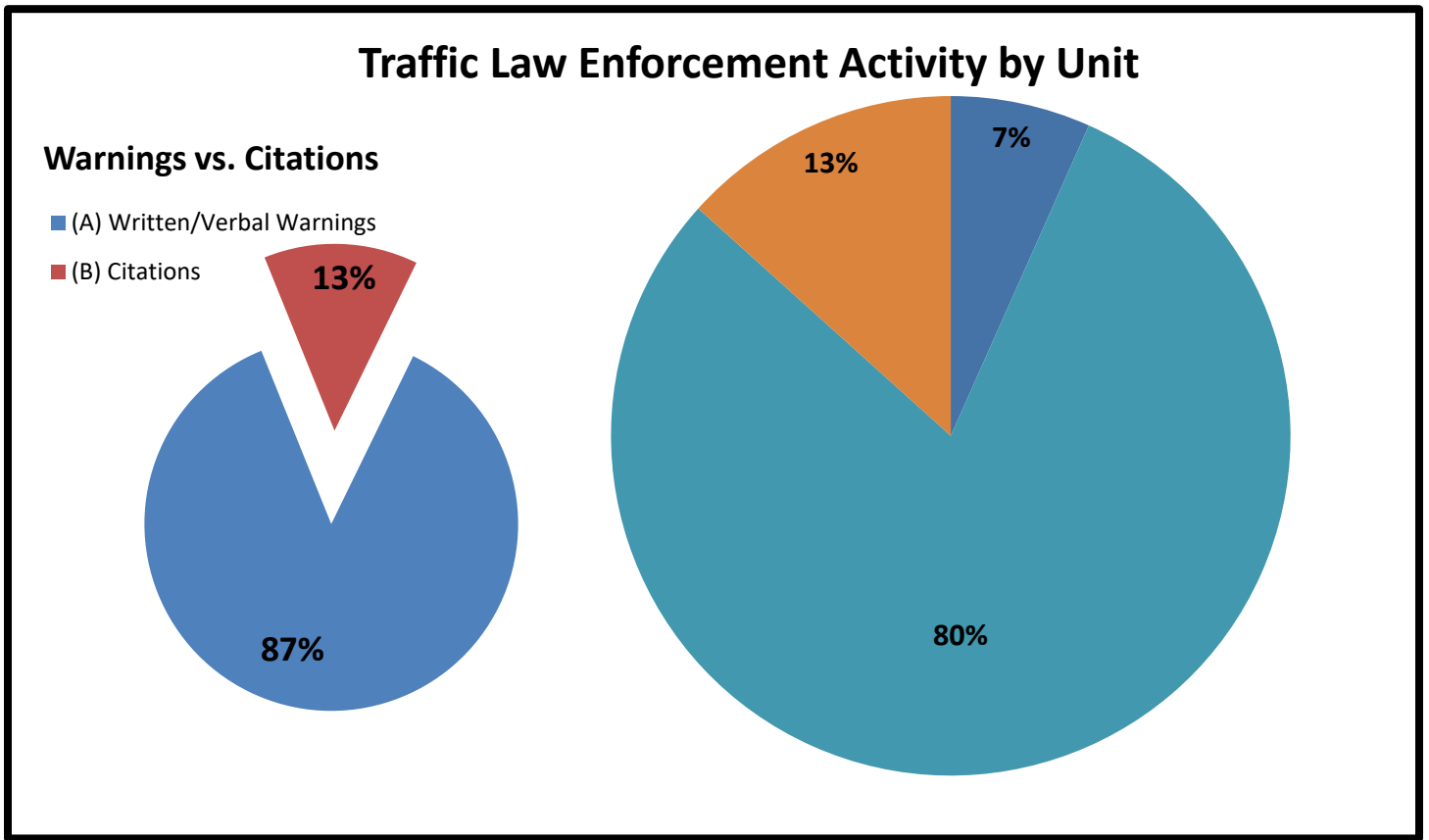
*	Warnings vs. Citations	7S10	7S13	7S16	7S22	7S23	7S35	7S36	TOT	AVER	%
(A)	Written/Verbal Warnings	1	0	0	0	12	0	0	13	1.9	87%
(B)	Citations	0	0	0	0	0	2	0	2	0.3	13%
(C)	<i>Totals</i>	1	0	0	0	12	2	0	15	2.1	100%

R. Sources of Calls for Service Monthly Total:

1121

*	Sources of Calls for Service	7S10	7S13	7S16	7S22	7S23	7S35	7S36	TOT	AVER	%
(A)	On View	0	0	7	1	13	8	4	33	4.7	3%
(B)	Dispatched	27	0	17	36	29	10	10	129	18.4	12%
(C)	Self-Initiated	121	0	193	216	121	101	207	959	137.0	86%
(D)	<i>Totals</i>	148	0	217	253	163	119	221	1121	160.1	100%

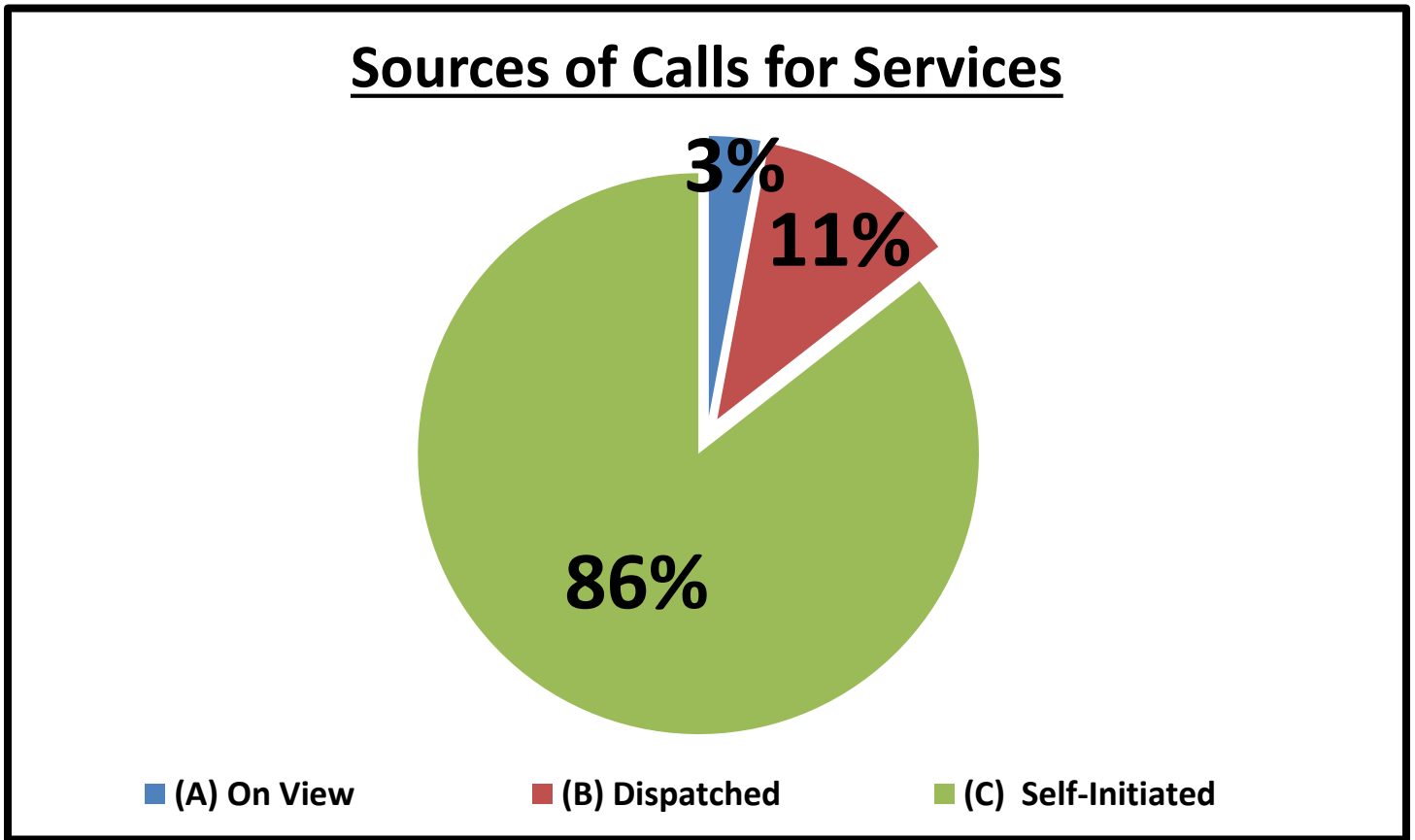
S. Sources of Calls for Service Percentages:



T. Sources of Calls for Service Percentages:

*	Sources of Calls for Service	7S10	7S13	7S16	7S22	7S23	7S35	7S36	TOT
(A)	On View	0%	#DIV/0!	3%	0%	8%	7%	2%	3%
(B)	Dispatched	18%	#DIV/0!	8%	14%	18%	8%	5%	12%
(C)	Self-Initiated	82%	#DIV/0!	89%	85%	74%	85%	94%	86%
(D)	Totals	100%	#DIV/0!	100%	100%	100%	100%	100%	100%

U. Sources of Calls for Service Percentages:



V. Free Reserve Personnel Time Utilized in Contract Monthly Total: 29.3

*	Free Reserve Personnel Time	7S10	7S13	7S16	7S22	7S23	7S35	7S36		TOT	AVER	%
(A)	Totals	29.3	0	0	0	0	0	0		29.3	4.2	100%

W. Mileage Total: 3190

*	Mileage	7S10	7S13	7S16	7S22	7S23	7S35	7S36		TOT	AVER	%
(A)	Totals	678	0	468	412	472	579	581		3190	455.7	282%

Y. Incident Summaries:

01.	NOVEMBER 01, 2018	0900 HOURS	ROBBERY/EVADING		DEPUTY J. BALLARD	
	DAYSHIFT:	2329 SOUTHMORE BL	GSEMD	"F"	HC:	1811-00002
<p>On November 01, 2018, a Thursday, at approximately 0952 hours while on patrol in the "Houston Southeast" contract, I Deputy J. Ballard riding unit 87S10 with the Harris County Constable Department of Precinct 7 was performing routine patrol and law enforcement services when I was dispatched to theft in progress at Stripes Gas Station. Upon arrival, Deputy got into vehicle pursuit with Suspect involving in theft progress. Individual was stopped and arrested. Individual was transported and released to the Harris County Jail. The patrol activity type is "PAT=U".</p>						
02.	NOVEMBER 05, 2018	0900 HOURS	FAIL TO IDENTIFY		DEPUTY J. BALLARD	
	DAYSHIFT:	6019 ALMEDA ROAD	GSEMD	"M"	HC:	1811-00022
<p>On November 05, 2018, a Monday, at approximately 1200 hours while on patrol in the "Houston Southeast" contract, I Deputy J. Ballard riding unit 87S10 with the Harris County Constable Department of Precinct 7 was performing routine patrol and law enforcement services when I dispatched to suspicious person. Upon arrival, Deputy met with the suspicious individual who provided false name. Individual was detained and transported to the Harris County Jail. A report was generated. The patrol activity type is "PAT=D".</p>						
03.	NOVEMBER 08, 2018	1200 HOURS	TERRORISTIC THREAT		DEPUTY J. BALLARD	
	DAYSHIFT:	5601 ROYAL PALMS	GSEMD	"M"	HC:	1811-00045
<p>On November 08, 2018, a Thursday, at approximately 1211 hours while on patrol in the "Houston Southeast" contract, I Deputy J. Ballard riding unit 87S10 with the Harris County Constable Department of Precinct 7 was performing routine patrol and law enforcement services when I dispatched to meet the citizen at Royal Palms Apartments. Upon arrival, Deputy met with the Complainant who advised known family members made threatening marks toward the Complainant. Two individuals was arrested and transported to the Harris County Jail. A report was generated. The patrol activity type is "PAT=A/Q".</p>						
04.	NOVEMBER 8, 2018	0055 HOURS	DISTURBANCE		DEPUTY T. PICKENS	
	NIGHTSHIFT:	4459 N MACGREGOR WY	GSEMD	"N/A"	HC:	1811-00042
<p>On November 8, 2018, a Thursday, at approximately 0055 hours, while on patrol in the "Houston Southeast" contract, I, Deputy T. Pickens, riding unit 87S35 with the Harris County Constable Department of Precinct 7 was dispatched to a disturbance at 4459 N Macgregor Way at "Campus Vue". Upon my arrival, I assisted security with detaining a belligerent male who was causing a disturbance on the property. The male was arrested for disorderly conduct. I transported the male to the Harris County Jail where he was later charged with felonies; harassment and assault on a public servant. The patrol activity type is "PAT=P".</p>						
05.	NOVEMBER 09, 2018	0900 HOURS	SUPPLEMENT-ROBBERY		DEPUTY J. BALLARD	
	DAYSHIFT:	2329 SOUTHMORE BL	GSEMD	"F"	HC:	1811-00002-01
<p>On November 01, 2018, a Thursday, at approximately 0900 hours while on patrol in the "Houston Southeast" contract, I Deputy J. Ballard riding unit 87S10 with the Harris County Constable Department of Precinct 7 was performing routine patrol and law enforcement services when I conducted a follow up in reference to the Robbery. Deputy met with the Stripes Gas Station Manger retrieved surveillance footage of the incident on November 01, 2018. A supplement was generated. The patrol activity type is "PAT=R".</p>						

06.	NOVEMBER 10, 2018	0200 HOURS	DWI		DEPUTY T. PICKENS	
	NIGHTSHIFT:	4400 ALMEDA RD	GSEMD	"M"	HC:	1811-00057
<p>On November 10, 2018, a Saturday, at approximately 0242 hours, while on patrol in the "Houston Southeast" contract, I, Deputy T. Pickens, riding unit 87S35 with the Harris County Constable Department of Precinct 7 on-viewed a minor crash at 4400 Alameda road. The operator of the vehicle crashed into the rear of another vehicle at the red light. An investigation was conducted, and the operator was taken into custody and arrested for DWI. The patrol activity type is "PAT=Y"</p>						

07.	NOVEMBER 15, 2018	1100 HOURS	STOLEN RECOVERY		DEPUTY J. BALLARD	
	DAYSHIFT:	3100 TELGE STREET	GSEMD	"N/A"	HPD:	1412925-18
<p>On November 15, 2018, a Thursday, at approximately 1159 hours while on patrol in the "Houston Southeast" contract, I Deputy J. Ballard riding unit 87S10 with the Harris County Constable Department of Precinct 7 was performing routine patrol and law enforcement services when I was dispatched to abandon vehicle. Upon arrival, I checked the license plate on the vehicle determine the vehicle was stolen out Houston Police Department. The vehicle was recovery and towed from the location. A supplement was generated. The patrol activity type is "PAT=D/R".</p>						

08.	NOVEMBER 21, 2018	0408 HOURS	FSRA		DEPUTY T. PICKENS	
	NIGHTSHIFT:	3161 OLD SPANISH TRL	GSEMD	"N/A"	HC:	1811-00113
<p>On November 21, 2018, a Wednesday, at approximately 0408 hours, while on patrol in the "Houston Southeast" contract, I, Deputy T. Pickens, riding unit 87S35 with the Harris County Constable Department of Precinct 7, was dispatched to a failure to stop and render aid located at 3161 Old Spanish Trail. Upon my arrival, I made contact with the complainant who stated that while walking alongside the shoulder of State Highway-288, an unknown vehicle struck him and kept going. The male did not suffer any major injuries. A report was made in result of the incident. The patrol activity type is "PAT=y"</p>						

09.	NOVEMBER 23, 2018	0800 HOURS	BURGLARY OF BUILDING		DEPUTY J. BALLARD	
	DAYSHIFT:	6081 SCOTT STREET	GSEMD	"N/A"	HPD:	1479435-18
<p>On November 23, 2018, a Friday, at approximately 0840 hours while on patrol in the "Houston Southeast" contract, I Deputy J. Ballard riding unit 87S10 with the Harris County Constable Department of Precinct 7 was performing routine patrol and law enforcement services when I was dispatched to burglary of building at Summit Dental Center. Upon arrival, I met with Complainant and gather all information in reference to this incident. A report was generated. The patrol activity type is "PAT=T".</p>						

10.	NOVEMBER 26, 2018	1400 HOURS	MINOR ACCIDENT		DEPUTY J. BALLARD	
	DAYSHIFT:	3300 OLD SPANISH TL	GSEMD	"N/A"	HC:	1811-00147
<p>On November 26, 2018, a Monday, at approximately 1420 hours while on patrol in the "Houston Southeast" contract, I Deputy J. Ballard riding unit 87S10 with the Harris County Constable Department of Precinct 7 was performing routine patrol and law enforcement services when I was dispatched to accident report. Upon arrival, I met with the parties and gather all information in reference to this incident. An accident report was generated. The patrol activity type is "PAT=Y".</p>						

Lieutenant Marcus Grant

Marcus Grant, B.S.

Patrol Lieutenant Field Operations

Harris County Constable's Office of Precinct

"713-643-6602 OR 713-566-1720