



MAY WALKER, CONSTABLE
PRECINCT SEVEN
HARRIS COUNTY, TEXAS

MAIN OFFICE
5300 Griggs Road
Houston, Texas 77021
PHONE (713) 643-6602
FAX (713) 643-3401

Date: January 13, 2019

From: Marcus Grant, B.S.
Patrol Lieutenant Field Operations
Harris County Constable's Office of Precinct "7"

To: Houston Southeast Management District
Public Safety Committee & Houston Southeast M.D. Board of Directors

Subject: December Monthly Productivity Analysis Report
Enclosure: **MPAR – December 2018**
Distribution: Executive Command Staff & Board of Directors & Management Company

The purpose of this "**Monthly Productivity Analysis Report**" (M.P.A.R.) is to provide the executive command staff with the appropriate data to analyze the productivity of assigned personnel and their shifts' activities to allow for the validation of individual and divisional performance evaluations. With regard to the specific contents of the report, there are 18 distinctive component parts of this report. These components are enumerated below:

- | | |
|--------------------------------------------|-----------------------------------------------|
| 01. Patrol Activity Details | 10. Traffic Enforcement Report |
| 02. Patrol Activity Analytical Summary | 11. Trends & Percentages of Traffic |
| 03. Patrol Activity Percentages & Trends | 12. Citation & Warning Issuance Review |
| 04. Security Checks Report | 13. Call for Service Report (<i>C.F.S.</i>) |
| 05. Security Checks Percentages & Trends | 14. Trends & Percentages for <i>C.F.S.</i> |
| 06. Crisis Intervention Disposition Report | 15. Overtime Report (service at no Cost) |
| 07. Offense/Incident Generation Report | 16. Reserve Deputy Use (at no Cost) |
| 08. Criminal Arrest Types Report | 17. Incident Summarization |
| 09. Warrant Execution Report | 18. Hotspot Report Data Review |

A cursory analysis of the statistical data from this report should be demonstrative of the quality of performance of this agency in realizing the contractual obligations and the overall achievement of the goals and objectives of this Agency and the Contract Division.

2769 total miles were driven, and the shift responded to **1987** total service calls and conducted **000** crash investigations. The shift issued **03** traffic citations, made **03** arrests and handled **012** enforcement service related calls.

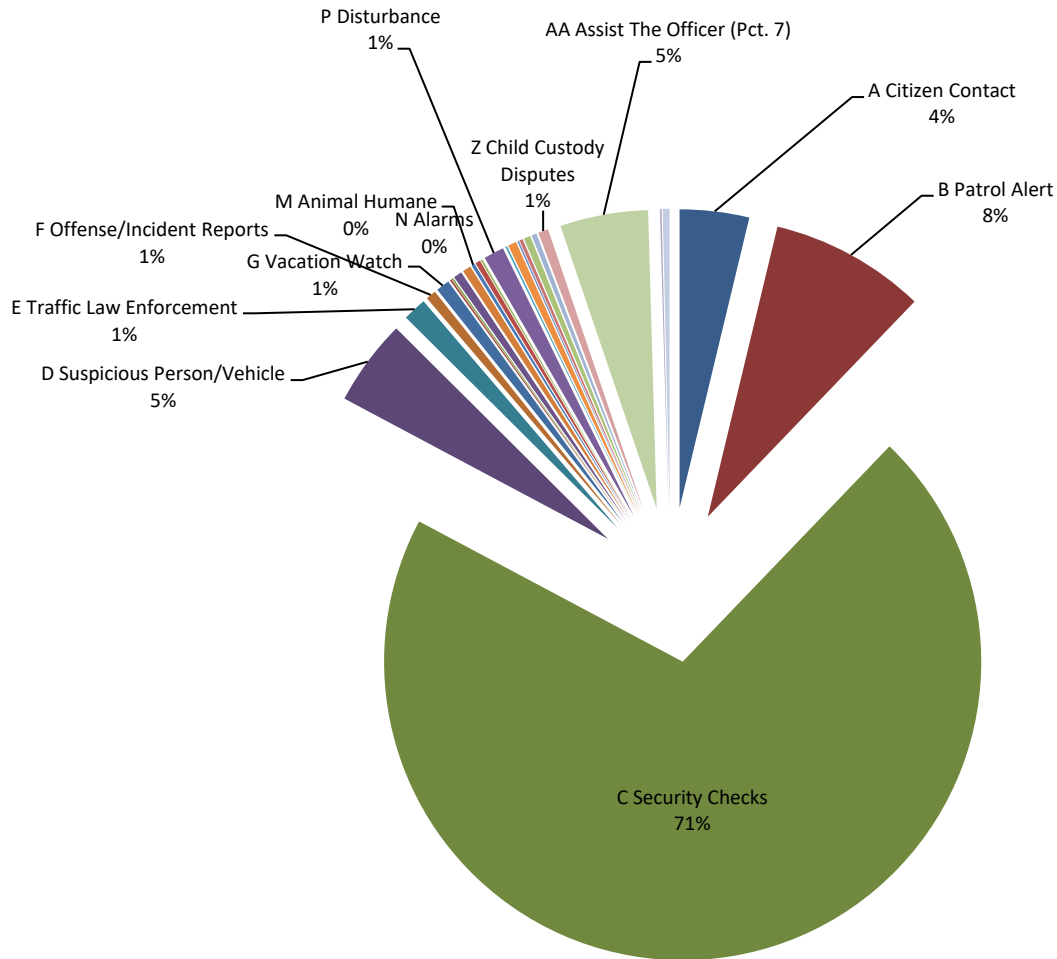
A. Patrol Activity Monthly Total:

1092

*	<i>Patrol Activity Types</i>	7S10	7S13	7S16	7S22	7S23	7S35	7S36	TOT	AVER	%
A	Citizen Contact	5	0	23	1	6	2	4	41	5.9	4%
B	Patrol Alert	27	0	0	12	4	3	46	92	13.1	8%
C	Security Checks	87	0	85	229	116	64	190	771	110.1	71%
D	Suspicious Person/Vehicle	19	0	7	5	5	7	8	51	7.3	5%
E	Traffic Law Enforcement	6	0	0	0	2	2	4	14	2.0	1%
F	Offense/Incident Reports	4	0	0	1	0	1	0	6	0.9	1%
G	Vacation Watch	0	0	0	0	0	0	8	8	1.1	1%
H	Open Door / Window	0	0	0	0	0	0	1	1	0.1	0%
I	Assist Contract Citizen	0	0	0	1	0	0	0	1	0.1	0%
J	Welfare Check / Med.	0	0	0	4	0	0	1	5	0.7	0%
K	Traffic Initiative	0	0	0	0	0	0	0	0	0.0	0%
L	Traffic Hazard	3	0	0	0	0	0	2	5	0.7	0%
M	Animal Humane	2	0	0	0	0	0	0	2	0.3	0%
N	Alarms	3	0	0	0	0	0	0	3	0.4	0%
O	Mental Cases (171)	1	0	0	0	0	0	0	1	0.1	0%
P	Disturbance	6	0	2	1	1	1	1	12	1.7	1%
Q	Criminal Investigation	0	0	0	1	0	0	0	1	0.1	0%
R	Follow-up Investigation	5	0	0	0	0	0	0	5	0.7	0%
S	Criminal Mischief	0	0	0	0	1	0	0	1	0.1	0%
T	Burglary Residence/Vehicle	1	0	0	0	0	0	1	2	0.3	0%
U	Theft / Theft of Business	1	0	2	0	1	0	0	4	0.6	0%
V	Citizen Assaulted	0	0	0	0	0	0	0	0	0.0	0%
W	Robbery of an Individual	0	0	0	0	0	0	0	0	0.0	0%
X	Trespass Warning	0	0	0	0	0	0	0	0	0.0	0%
Y	Major/Minor Crash	0	0	0	1	2	0	0	3	0.4	0%
Z	Child Custody Disputes	2	0	0	2	2	0	0	6	0.9	1%
AA	Assist The Officer (Pct. 7)	11	0	13	9	13	2	4	52	7.4	5%
BB	Runaway Missing Persons	1	0	0	0	0	0	0	1	0.1	0%
CC	Assisted LEA	0	0	0	0	0	0	0	0	0.0	0%
DD	Solicitors	0	0	0	0	0	0	0	0	0.0	0%
EE	Meeting/Event/Ct.	4	0	0	0	0	0	0	4	0.6	0%
*	MONTH TOTALS	188	0	132	267	153	82	270	1092	156.0	100%

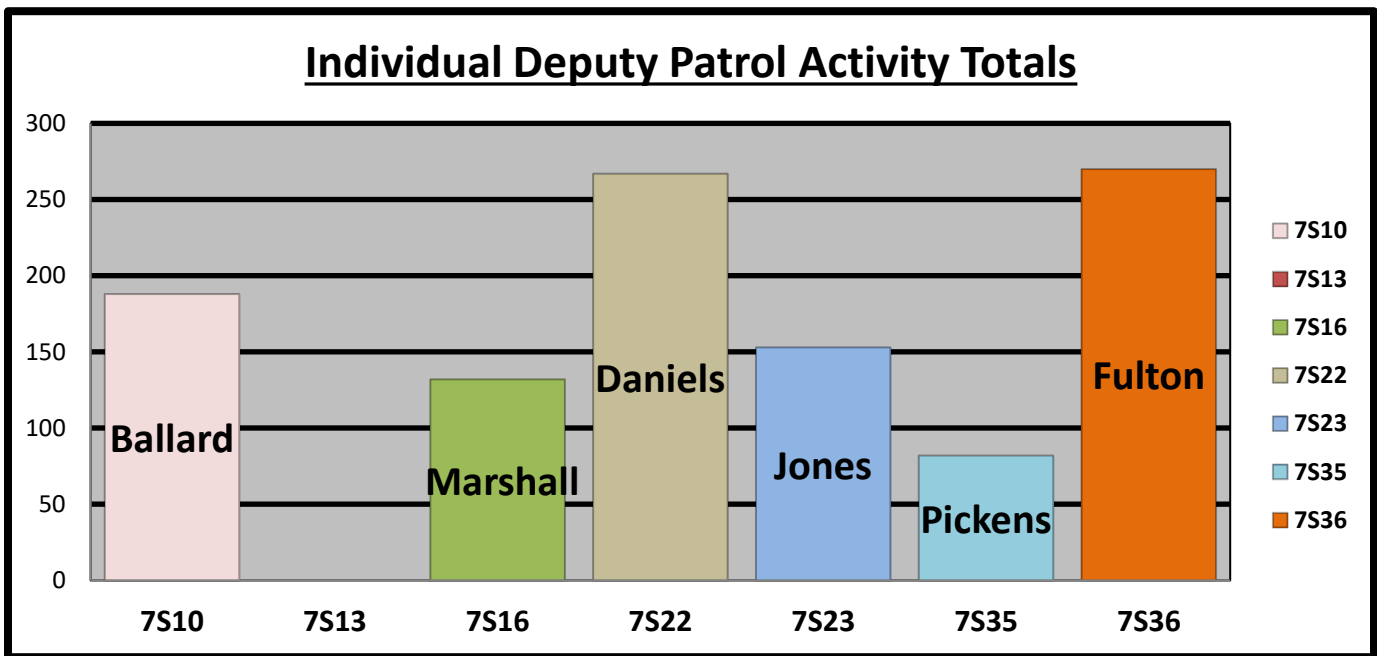
A1. Patrol Activity Percentage:

Percentage of Patrol Activity



- | | | | |
|-------------------------------|------------------------------|----------------------------------|--------------------------------|
| ■ A Citizen Contact | ■ B Patrol Alert | ■ C Security Checks | ■ D Suspicious Person/Vehicle |
| ■ E Traffic Law Enforcement | ■ F Offense/Incident Reports | ■ G Vacation Watch | ■ H Open Door / Window |
| ■ I Assist Contract Citizen | ■ J Welfare Check / Med. | ■ K Traffic Initiative | ■ L Traffic Hazard |
| ■ M Animal Humane | ■ N Alarms | ■ O Mental Cases (171) | ■ P Disturbance |
| ■ Q Criminal Investigation | ■ R Follow-up Investigation | ■ S Criminal Mischief | ■ T Burglary Residence/Vehicle |
| ■ U Theft / Theft of Business | ■ V Citizen Assaulted | ■ W Robbery of an Individual | ■ X Trespass Warning |
| ■ Y Major/Minor Crash | ■ Z Child Custody Disputes | ■ AA Assist The Officer (Pct. 7) | ■ BB Runaway Missing Persons |
| ■ CC Assisted LEA | ■ DD Solicitors | ■ EE Meeting/Event/Ct. | |

B. Patrol Activity by Houston Southeast Management District Personnel:

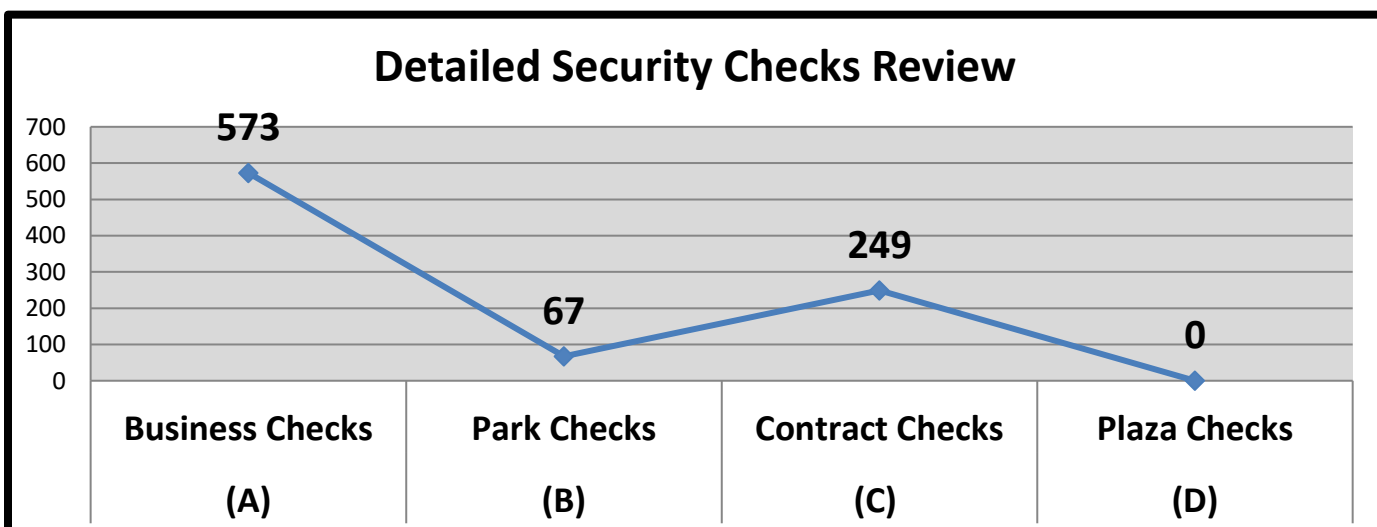


C. Security Checks Monthly Total:

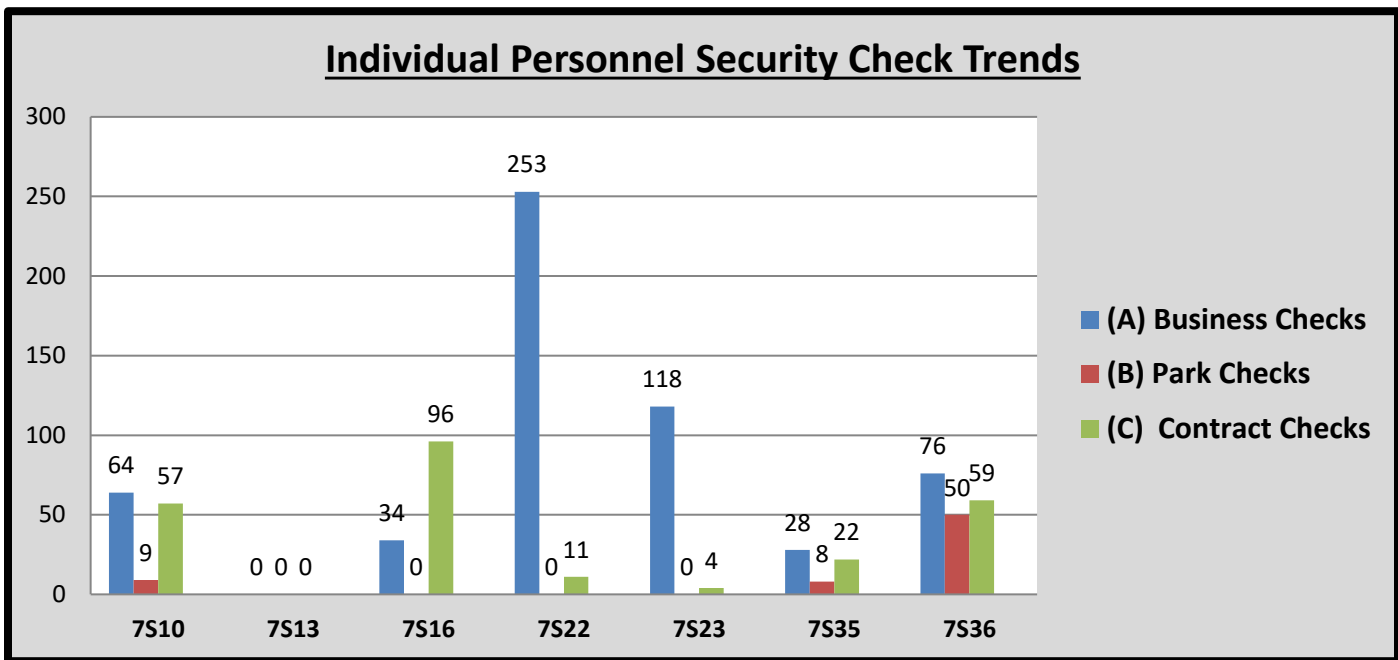
0889

*	Security Checks	7S10	7S13	7S16	7S22	7S23	7S35	7S36	TOT	AVER	%
(A)	Business Checks	64	0	34	253	118	28	76	573	81.9	64%
(B)	Park Checks	9	0	0	0	0	8	50	67	9.6	8%
(C)	Contract Checks	57	0	96	11	4	22	59	249	35.6	28%
(D)	School Checks	0	0	0	0	0	0	0	0	0.0	0%
(E)	<i>Totals</i>	130	0	130	264	122	58	185	889	127.0	100%

D. Detailed Security Checks Monthly:



E. Individual Personnel Security Check Trends:



F. CIT/MHO Dispositions Monthly Total:

000

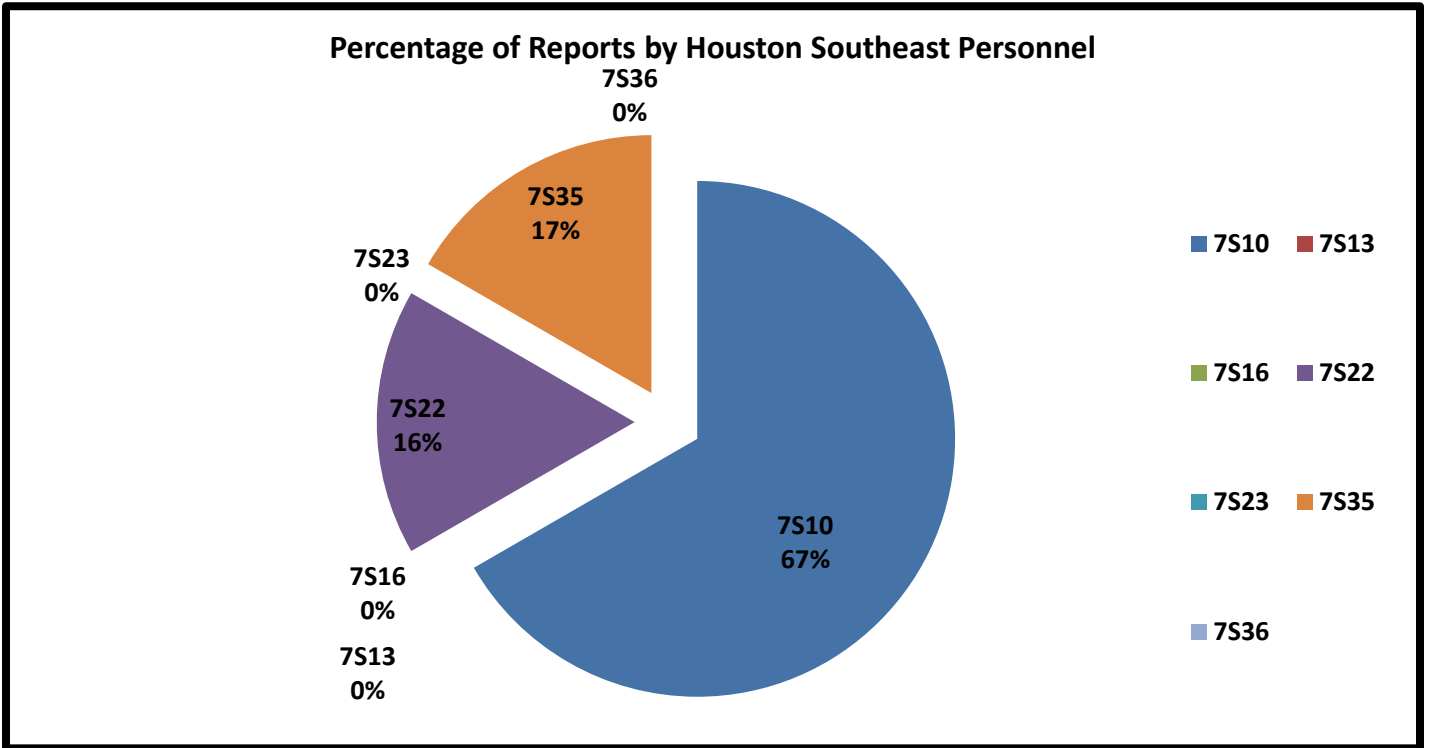
* C.I.T. Dispositions	7S10	7S13	7S16	7S22	7S23	7S35	7S36	TOT	AVER	%
(A) CIT/MHO Outside Referral	0	0	0	0	0	0	0	0	0.0	#DIV/0!
(B) CIT/MHO Transport	0	0	0	0	0	0	0	0	0.0	#DIV/0!
(C) CIT/MHO CIT Contact	0	0	0	0	0	0	0	0	0.0	#DIV/0!
(D) CIT/MHO Arrest	0	0	0	0	0	0	0	0	0.0	#DIV/0!
(E) Totals	0	0	0	0	0	0	0	0	0.0	#DIV/0!

G. Offense/Incident Reports Monthly Total:

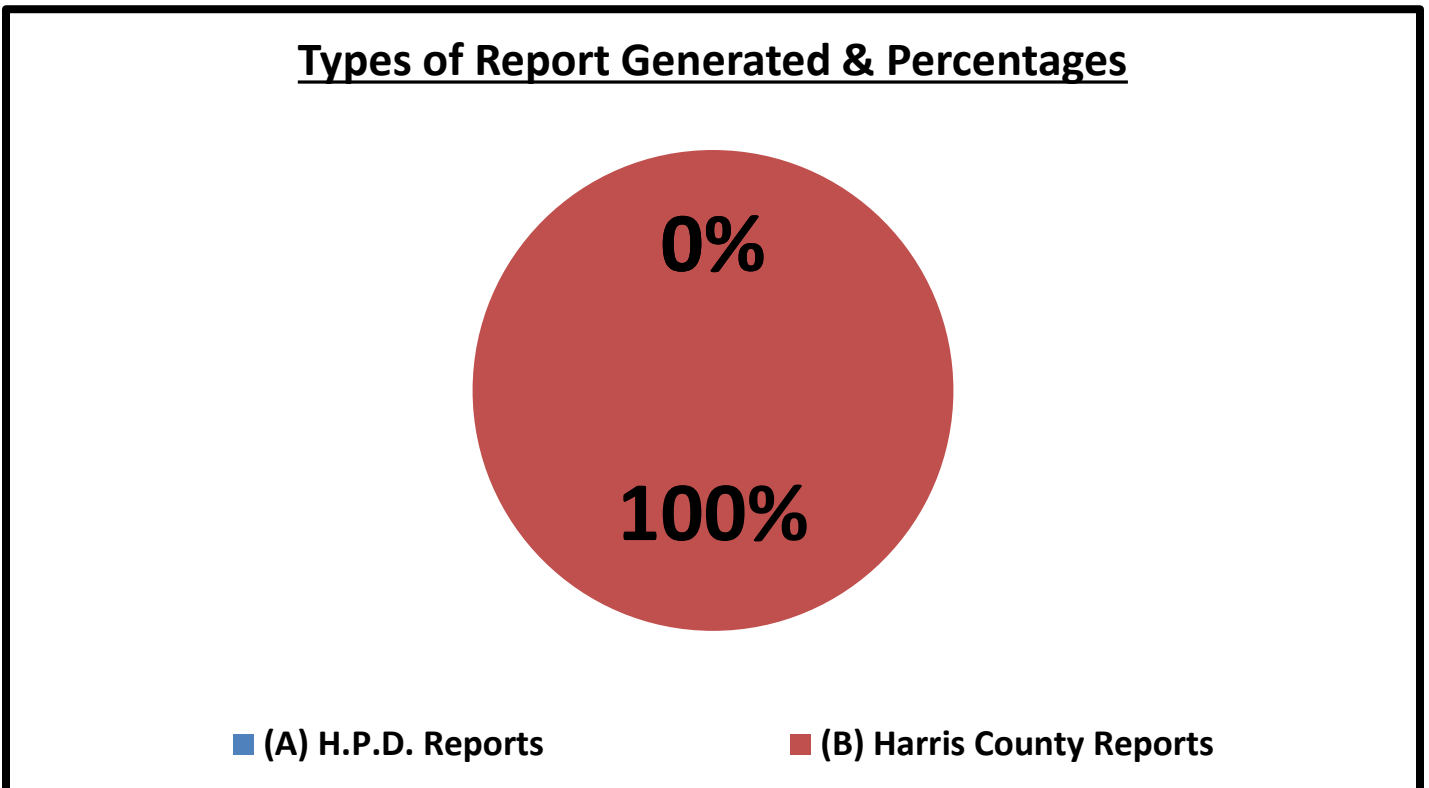
006

* Offense/Incident Reports	7S10	7S13	7S16	7S22	7S23	7S35	7S36	TOT	AVER	%
(A) H.P.D. Reports	0	0	0	0	0	0	0	0	0.0	0%
(B) Harris County Reports	4	0	0	1	0	1	0	6	0.9	100%
(C) Crash Investigation Reports	0	0	0	0	0	0	0	0	0.0	0%
(D) Totals	4	0	0	1	0	1	0	6	0.9	100%

H. Report Generation Percentages:



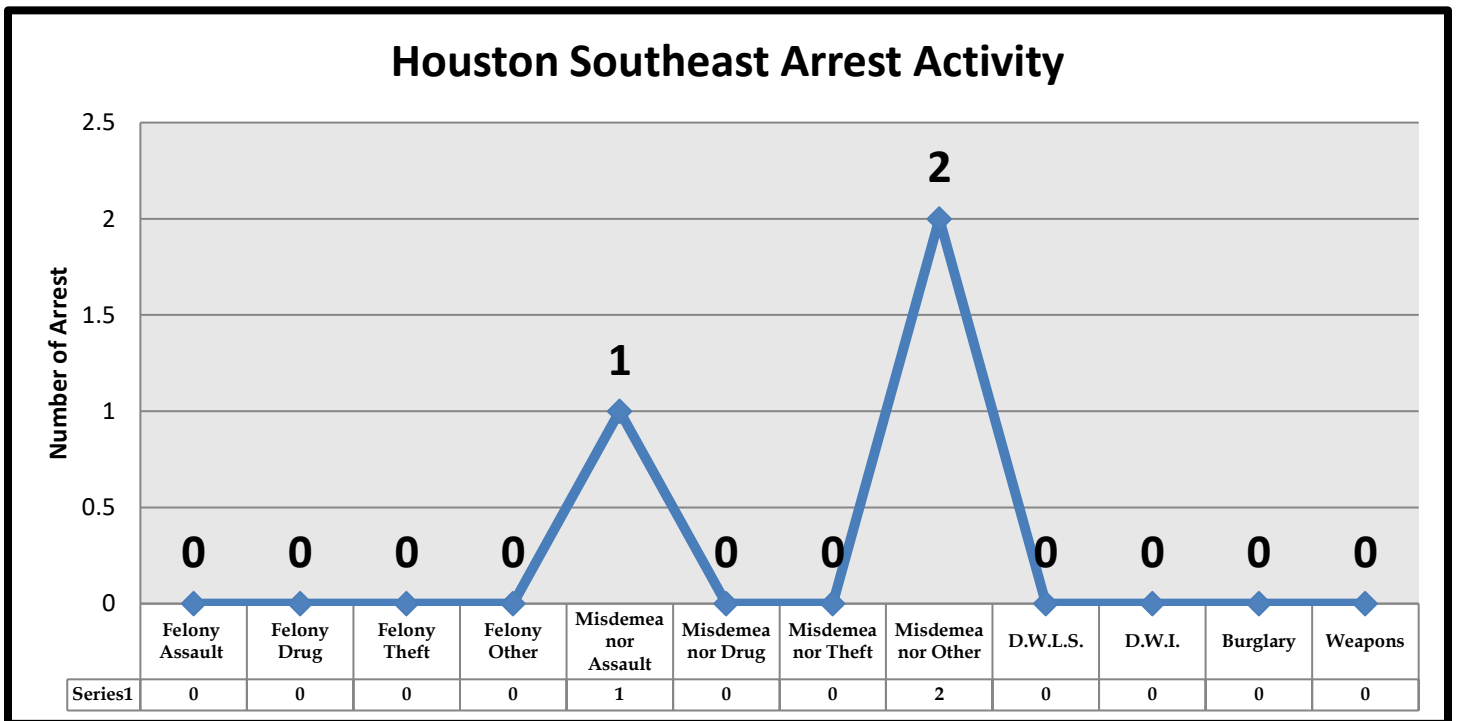
I. Percentages:



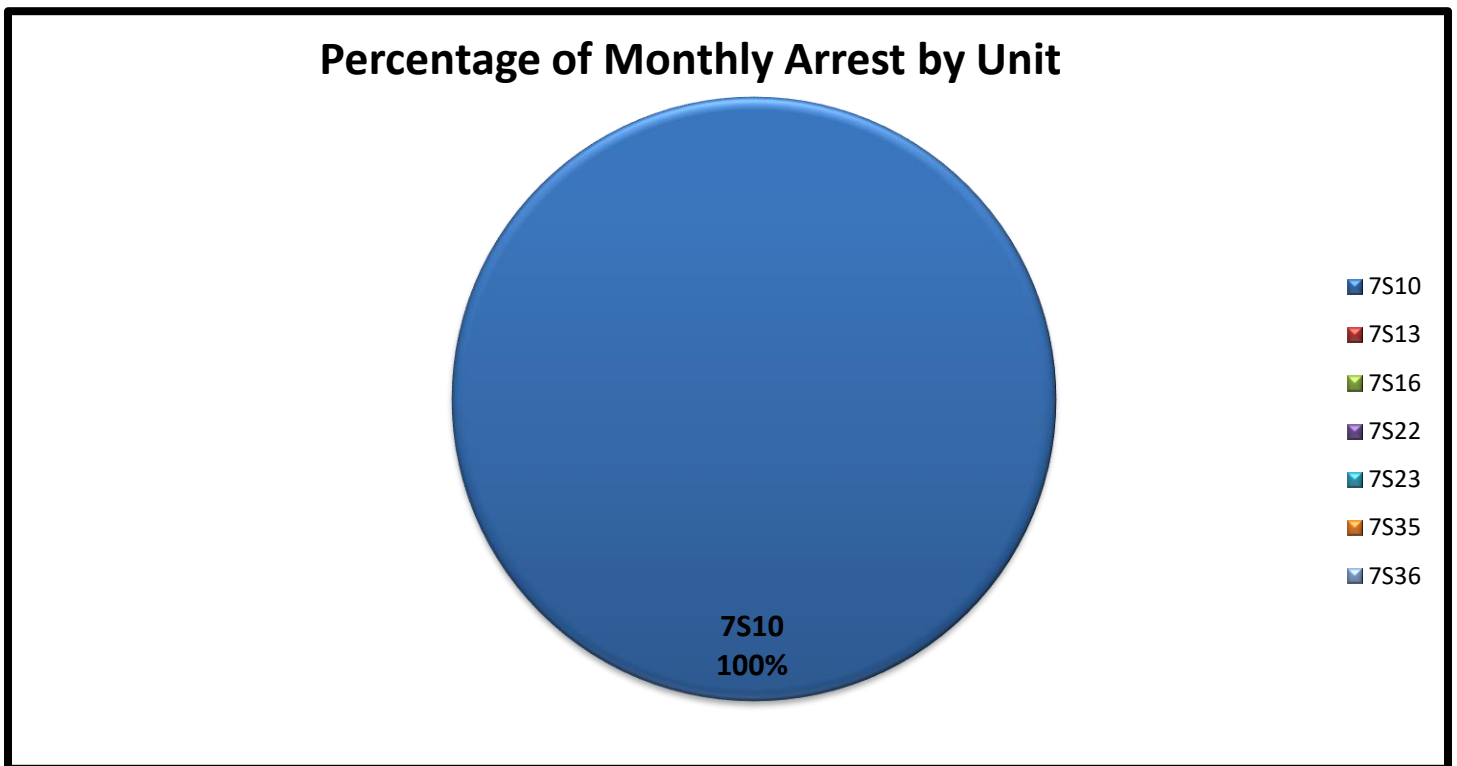
J. Types of Criminal Arrests Monthly Total:

*	Types of Criminal Arrests	7S10	7S13	7S16	7S22	7S23	7S35	7S36	TOT	AVER	%
A	Felony Assault	0	0	0	0	0	0	0	0	0.0	0%
B	Felony Drug	0	0	0	0	0	0	0	0	0.0	0%
C	Felony Theft	0	0	0	0	0	0	0	0	0.0	0%
D	Felony Other	0	0	0	0	0	0	0	0	0.0	0%
E	Misdemeanor Assault	1	0	0	0	0	0	0	1	0.1	33%
F	Misdemeanor Drug	0	0	0	0	0	0	0	0	0.0	0%
G	Misdemeanor Theft	0	0	0	0	0	0	0	0	0.0	0%
H	Misdemeanor Other	2	0	0	0	0	0	0	2	0.3	67%
I	D.W.L.S.	0	0	0	0	0	0	0	0	0.0	0%
J	D.W.I.	0	0	0	0	0	0	0	0	0.0	0%
K	Burglary	0	0	0	0	0	0	0	0	0.0	0%
L	Weapons	0	0	0	0	0	0	0	0	0.0	0%
M	Totals	3	0	0	0	0	0	0	3	0.4	100%

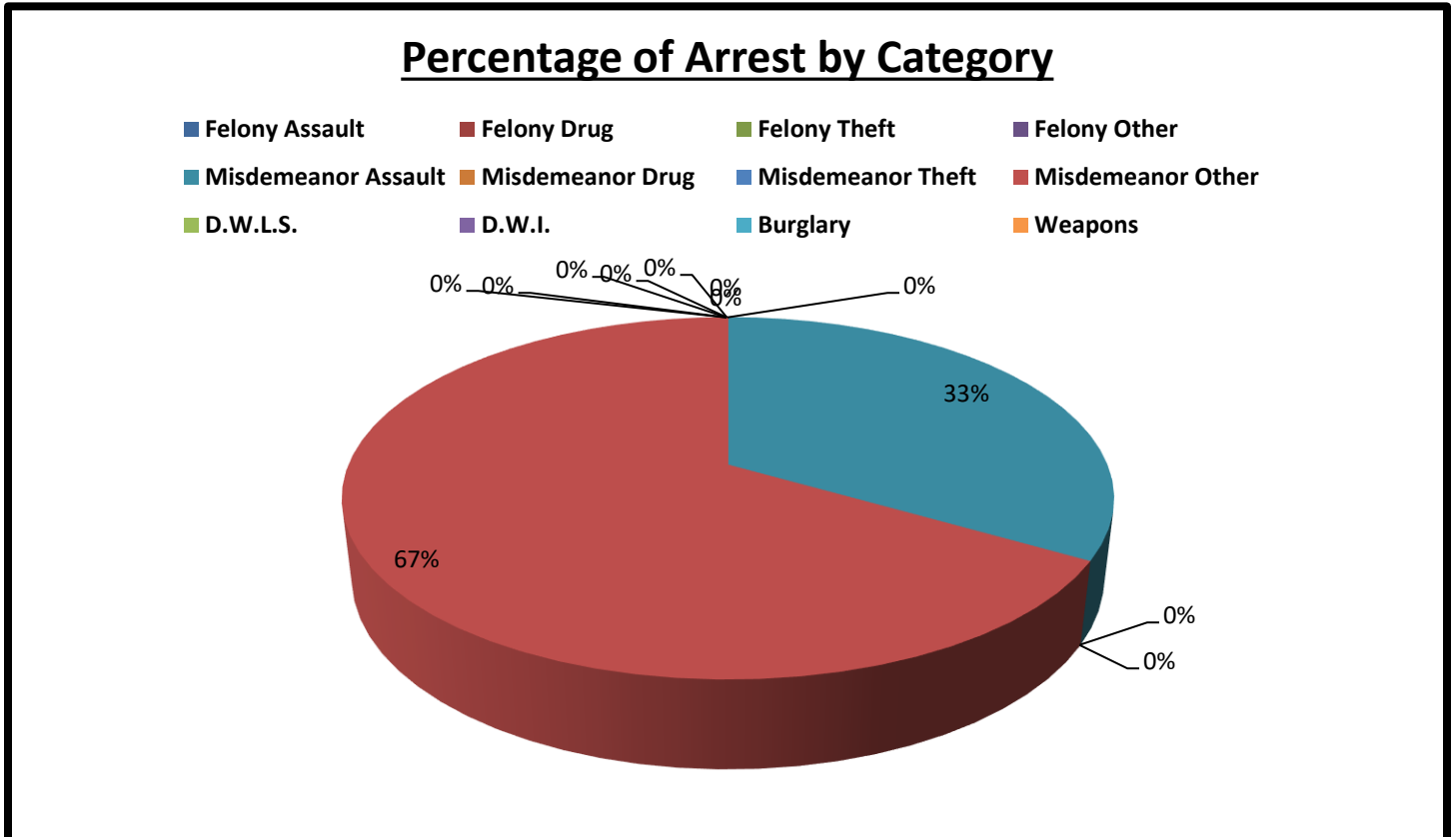
K. Types of Criminal Arrests Monthly Total:



L. Types of Criminal Arrests Monthly Total:



M. Types of Criminal Arrests Monthly Total:



N. Executed Warrant Monthly Total:

005

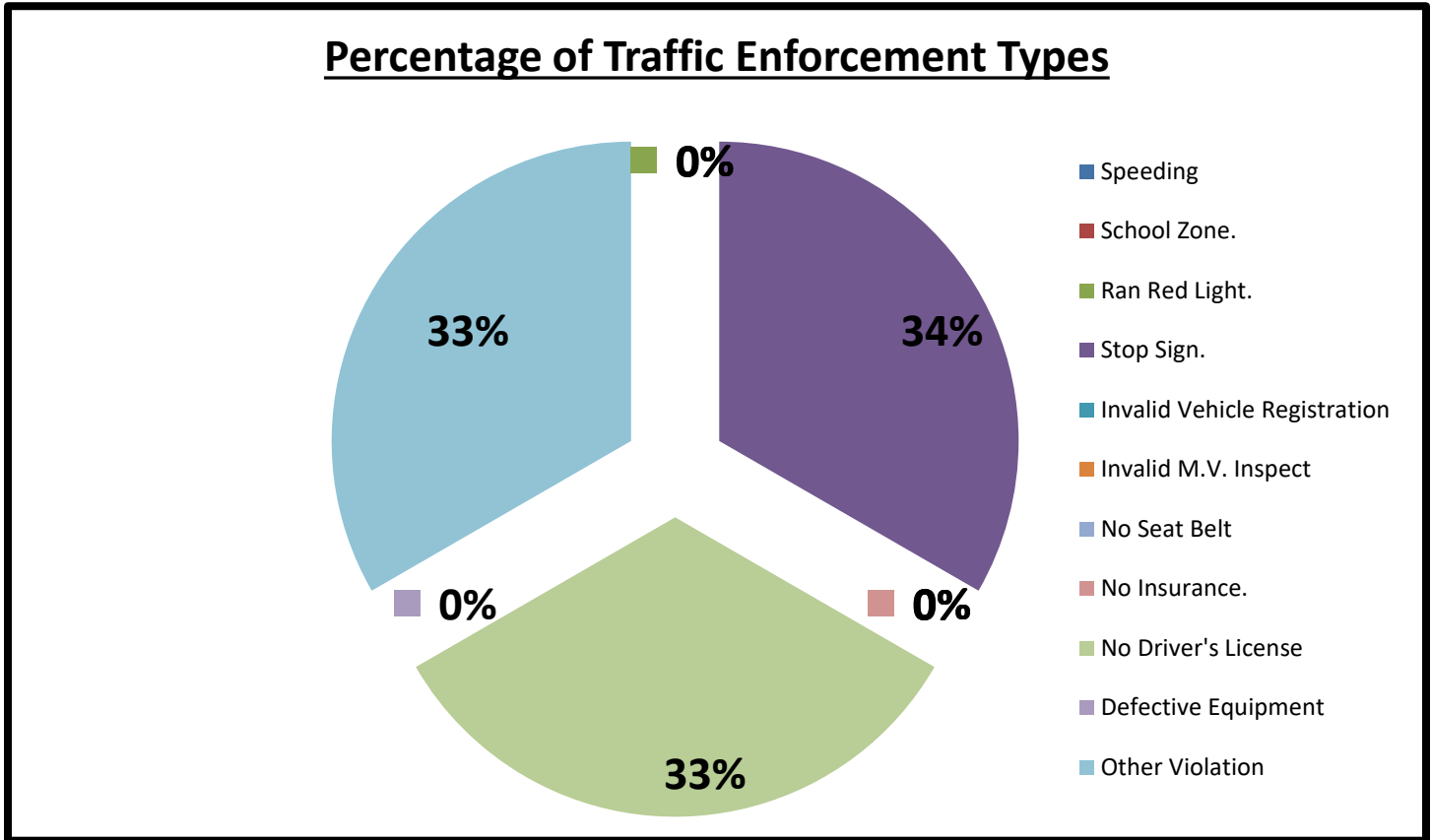
*	Executed Warrants	7S10	7S13	7S16	7S22	7S23	7S35	7S36	TOT	AVER	%
(A)	Felony Warrants	0	0	0	0	0	0	0	0	0.0	0%
(B)	Misdemeanor Warrants	5	0	0	0	0	0	0	5	0.7	100%
(C)	Totals	5	0	0	0	0	0	0	5	0.7	100%

O. Traffic Law Enforcement Total:

009

*	Traffic Enforcement	7S10	7S13	7S16	7S22	7S23	7S35	7S36	TOT	AVER	%
A	Speeding	0	0	0	0	0	0	0	0	0.0	0%
B	School Zone.	0	0	0	0	0	0	0	0	0.0	0%
C	Ran Red Light.	0	0	0	0	0	0	0	0	0.0	0%
D	Stop Sign.	1	0	0	0	0	0	0	1	0.1	33%
E	Invalid Vehicle Registration	0	0	0	0	0	0	0	0	0.0	0%
F	Invalid M.V. Inspect	0	0	0	0	0	0	0	0	0.0	0%
G	No Seat Belt	0	0	0	0	0	0	0	0	0.0	0%
H	No Insurance.	0	0	0	0	0	0	0	0	0.0	0%
I	No Driver's License	1	0	0	0	0	0	0	1	0.1	33%
J	Defective Equipment	0	0	0	0	0	0	0	0	0.0	0%
K	Other Violation	1	0	0	0	0	0	0	1	0.1	33%
L	Written Warnings	0	0	0	0	0	0	0	0	0.0	0%
M	Verbal Warning	4	0	0	0	2	0	0	6	0.9	100%
N	Citation	3	0	0	0	0	0	0	3	0.4	33%
O	Total Violations	7	0	0	0	2	0	0	9	1.3	100%

P. Traffic Law Enforcement Total:



Q. Citations vs. Warnings Monthly Total:

009

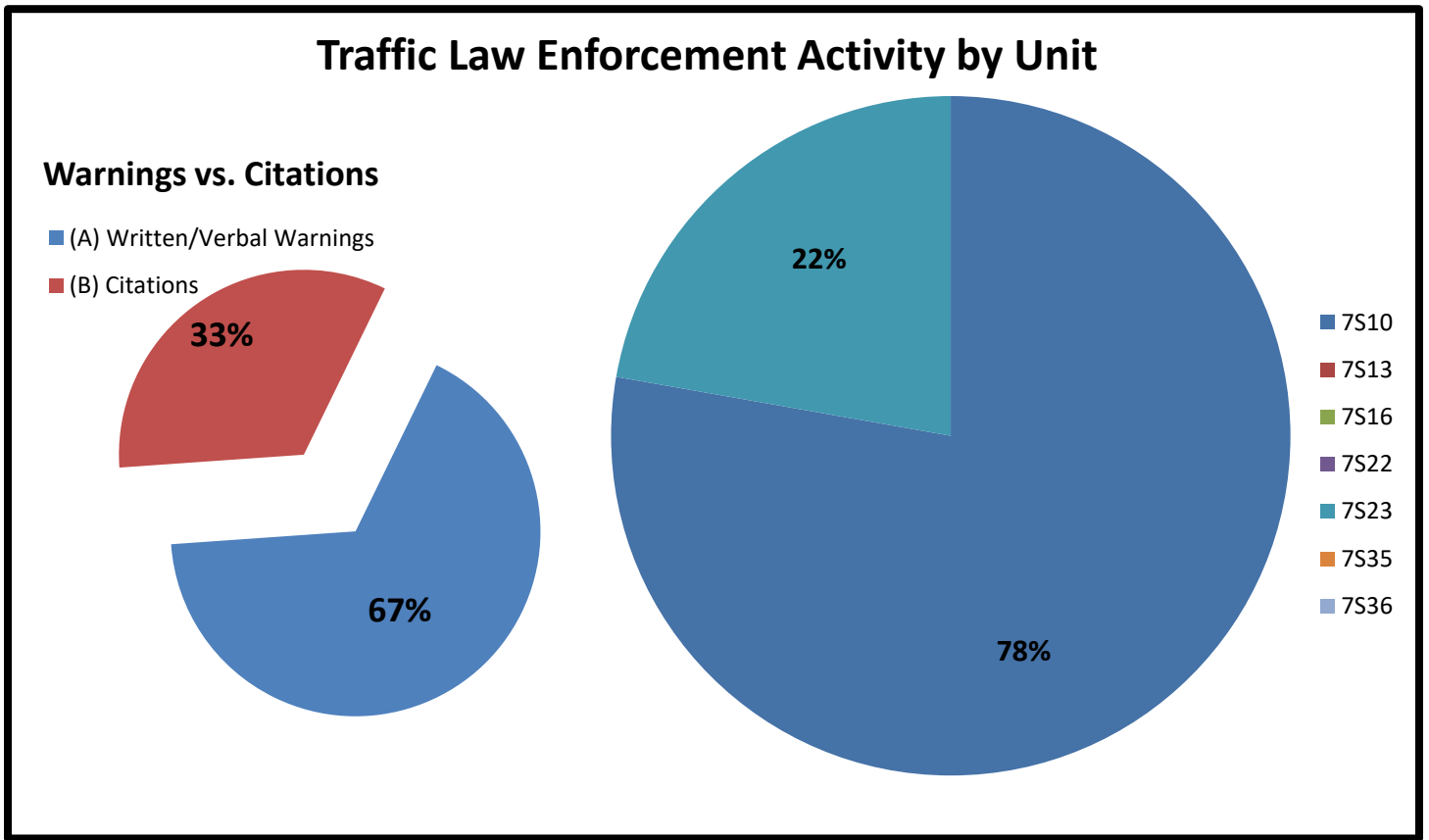
*	Warnings vs. Citations	7S10	7S13	7S16	7S22	7S23	7S35	7S36	TOT	AVER	%
(A)	Written/Verbal Warnings	4	0	0	0	2	0	0	6	0.9	67%
(B)	Citations	3	0	0	0	0	0	0	3	0.4	33%
(C)	<i>Totals</i>	7	0	0	0	2	0	0	9	1.3	100%

R. Sources of Calls for Service Monthly Total:

1089

*	Sources of Calls for Service	7S10	7S13	7S16	7S22	7S23	7S35	7S36	TOT	AVER	%
(A)	On View	2	0	8	1	3	3	6	23	3.3	2%
(B)	Dispatched	43	0	16	22	30	11	17	139	19.9	13%
(C)	Self-Initiated	139	0	108	244	122	67	247	927	132.4	85%
(D)	<i>Totals</i>	184	0	132	267	155	81	270	1089	155.6	100%

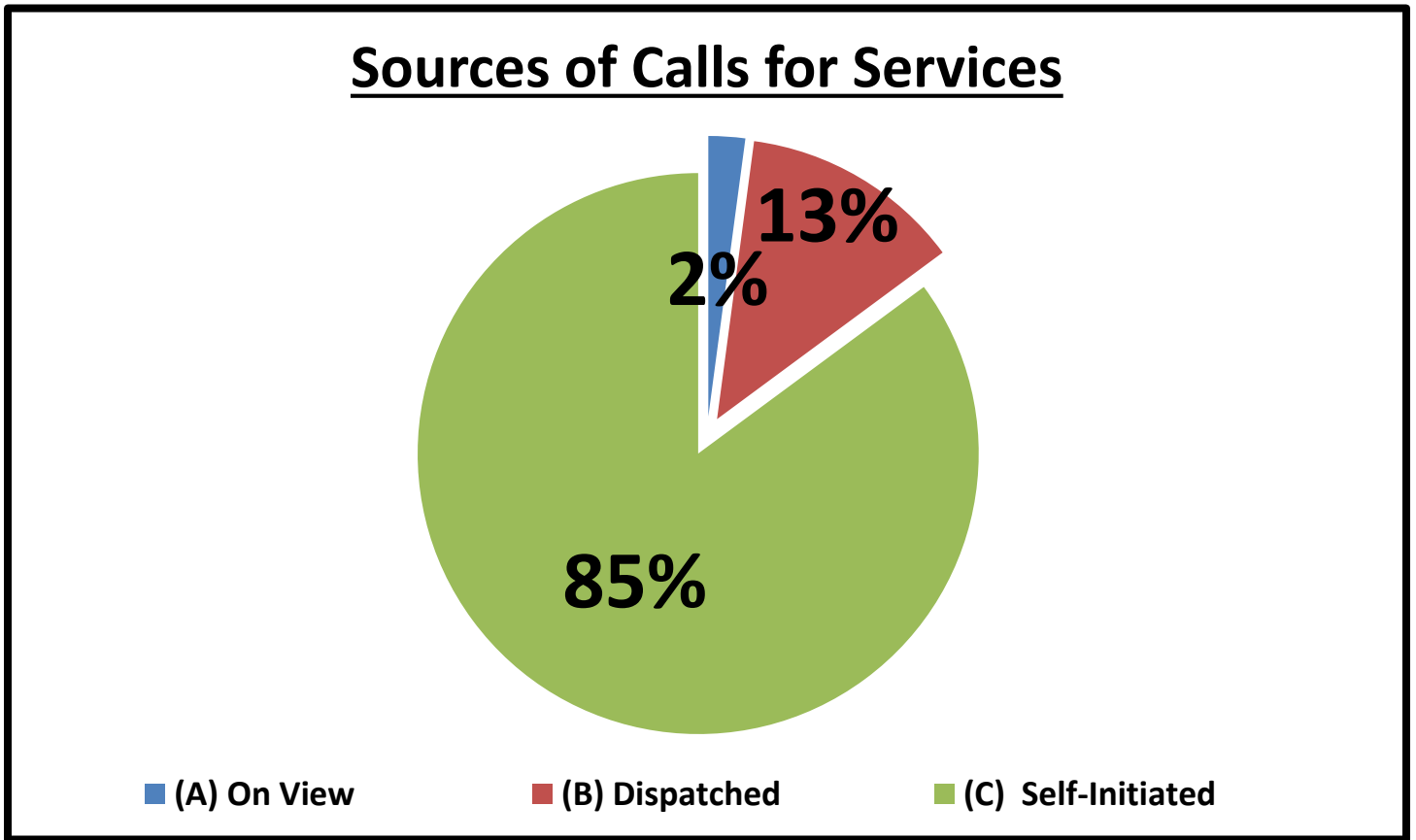
S. Sources of Calls for Service Percentages:



T. Sources of Calls for Service Percentages:

*	Sources of Calls for Service	7S10	7S13	7S16	7S22	7S23	7S35	7S36	TOT
(A)	On View	1%	#DIV/0!	6%	0%	2%	4%	2%	2%
(B)	Dispatched	23%	#DIV/0!	12%	8%	19%	14%	6%	13%
(C)	Self-Initiated	76%	#DIV/0!	82%	91%	79%	83%	91%	85%
(D)	Totals	100%	#DIV/0!	100%	100%	100%	100%	100%	100%

U. Sources of Calls for Service Percentages:



V. Free Reserve Personnel Time Utilized in Contract Monthly Total: 048

*	<i>Free Reserve Personnel Time</i>	7S10	7S13	7S16	7S22	7S23	7S35	7S36		TOT	AVER	%
(A)	<i>Totals</i>	48	0	0	0	0	0	0		48	6.9	100%

W. Mileage Total: 2769

*	<i>Mileage</i>	7S10	7S13	7S16	7S22	7S23	7S35	7S36		TOT	AVER	%
(A)	<i>Totals</i>	858	0	340	376	70	362	763		2769	395.6	253%

Y. Incident Summaries:

01.	DECEMBER 02, 2018	1900 HOURS	AUTO THEFT RECOVERY		DEPUTY K. DANIELS	
	EVENINGSHIFT:	5090 GRIGGS ROAD	GSEMD	"N/A"	HC:	1812-00009
<p>On December 02, 2018, a Sunday, at approximately 1900 hours while on patrol in the "Houston Southeast" contract, I Deputy K. Daniels riding unit 87S22 with the Harris County Constable Department of Precinct 7 was performing routine patrol and law enforcement services when I was dispatched to an information call (20181171589) at Kings Best Mall. Upon arrival, I met with the Reportee and obtained information on the call. A report was generated. The patrol activity type is "PAT=U".</p>						
02.	DECEMBER 05, 2018	2300 HOURS	THEFT		DEPUTY T. PICKENS	
	NIGHTSHIFT:	4300 OLD SPANISH TL	GSEMD	"M"	HC:	1812-00014
<p>On December 5, 2018, a Wednesday, at approximately 2345 hours, while on patrol in the "Houston Southeast" contract, I, Deputy T. Pickens, riding unit 87S35 with the Harris County Constable Department of Precinct 7 was flagged down by a citizen at 4300 Old Spanish Trail. The citizen was an employee of the Stripes gas station and wanted to report a theft that occurred on the property. I created a report to document the stolen items. The patrol activity type is "PAT=U".</p>						
03.	DECEMBER 15, 2018	1100 HOURS	WARRANT ARREST		DEPUTY J. BALLARD	
	DAYSHIFT:	4700 WINNETKA	GSEMD	"M"	HC:	1811-00081
<p>On December 15, 2018, a Saturday, at approximately 1150 hours while on patrol in the "Houston Southeast" contract, I Deputy J. Ballard riding unit 87S10 with the Harris County Constable Department of Precinct 7 was performing routine patrol and law enforcement services when I was dispatched to disturbance. Upon arrival, Deputy made contact with complainant and suspect who were involved in physical altercation. One individual was transported and released to the Harris County Jail. The patrol activity type is "PAT=P".</p>						
04.	DECEMBER 20, 2018	1100 HOURS	ASSAULT W/DEADLY WEAPO		DEPUTY J. BALLARD	
	DAYSHIFT:	5601 ROYAL PALMS	GSEMD	"F"	HC:	1811-00112
<p>On December 20, 2018, a Thursday, at approximately 1150 hours while on patrol in the "Houston Southeast" contract, I Deputy J. Ballard riding unit 87S10 with the Harris County Constable Department of Precinct 7 was performing routine patrol and law enforcement services when I was dispatched to disturbance. Upon arrival, Deputy made contact with complainant who assaulted by Suspect with pair of scissors. The patrol activity type is "PAT=P".</p>						
05.	DECEMBER 20, 2018	1200 HOURS	SUPPLEMENT-STOLEN		DEPUTY J. BALLARD	
	DAYSHIFT:	5601 ROYAL PALMS	GSEMD	"N/A"	HC:	1811-00112
<p>On December 20, 2018, a Thursday, at approximately 1240 hours while on patrol in the "Houston Southeast" contract, I Deputy J. Ballard riding unit 87S10 with the Harris County Constable Department of Precinct 7 was performing routine patrol and law enforcement services when I checked by with Deputy A. Johnson-Hall in reference to stolen vehicle. A supplement was generated. The patrol activity type is "PAT= AA".</p>						
06.	DECEMBER 23, 2018	1300 HOURS	BURGLARY HABITATION		DEPUTY J. BALLARD	
	DAYSHIFT:	4460 S MACGREGOR	GSEMD	"F"	HC:	1811-00134
<p>On December 23, 2018, a Sunday, at approximately 1340 hours while on patrol in the "Houston Southeast" contract, I Deputy J. Ballard riding unit 87S10 with the Harris County Constable Department of Precinct 7 was performing routine patrol and law enforcement services when I was dispatched to burglary of habitation at Vue of MacGregor. Upon arrival, I met with the complainant and obtained all information. A report was generated. The patrol activity type is "PAT= T".</p>						

Lieutenant Marcus Grant

Marcus Grant, B.S.

Patrol Lieutenant Field Operations

Harris County Constable's Office of Precinct

"713-643-6602 OR 713-566-1720