



MAY WALKER, CONSTABLE
PRECINCT SEVEN
HARRIS COUNTY, TEXAS

MAIN OFFICE
5300 Griggs Road
Houston, Texas 77021
PHONE (713) 643-6602
FAX (713) 643-3401

Date: August 16, 2020

From: Sergeant Ashton Johnson-Hall
Neighborhood Patrol Division, First Line Supervisor
Harris County Constable's Office of Precinct "7"

To: Property Owners Association
Board of Directors & Management Company

Subject: July Monthly Productivity Analysis Report
Enclosure: **MPAR – July 2020**
Distribution: Executive Command Staff & Board of Directors & Management Company

The purpose of this "**Monthly Productivity Analysis Report**" (M.P.A.R.) is to provide the executive command staff with the appropriate data to analyze the productivity of assigned personnel and their shifts' activities to allow for the validation of individual and divisional performance evaluations. With regard to the specific contents of the report, there are 18 distinctive component parts of this report. These components are enumerated below:

- | | |
|--|---|
| 01. Patrol Activity Details | 10. Traffic Enforcement Report |
| 02. Patrol Activity Analytical Summary | 11. Trends & Percentages of Traffic |
| 03. Patrol Activity Percentages & Trends | 12. Citation & Warning Issuance Review |
| 04. Security Checks Report | 13. Call for Service Report (<i>C.F.S.</i>) |
| 05. Security Checks Percentages & Trends | 14. Trends & Percentages for <i>C.F.S.</i> |
| 06. Crisis Intervention Disposition Report | 15. Overtime Report (service at no Cost) |
| 07. Offense/Incident Generation Report | 16. Reserve Deputy Use (at no Cost) |
| 08. Criminal Arrest Types Report | 17. Incident Summarization |
| 09. Warrant Execution Report | 18. Hotspot Report Data Review |

A cursory analysis of the statistical data from this report should be demonstrative of the quality of performance of this agency in realizing the contractual obligations and the overall achievement of the goals and objectives of this Agency and the Contract Division.

1812 total miles were driven and the shift responded to **1387** total service calls and conducted **001** crash investigations. The shift issued **003** traffic citations, made **03** arrest and handled **035** enforcement service related calls.

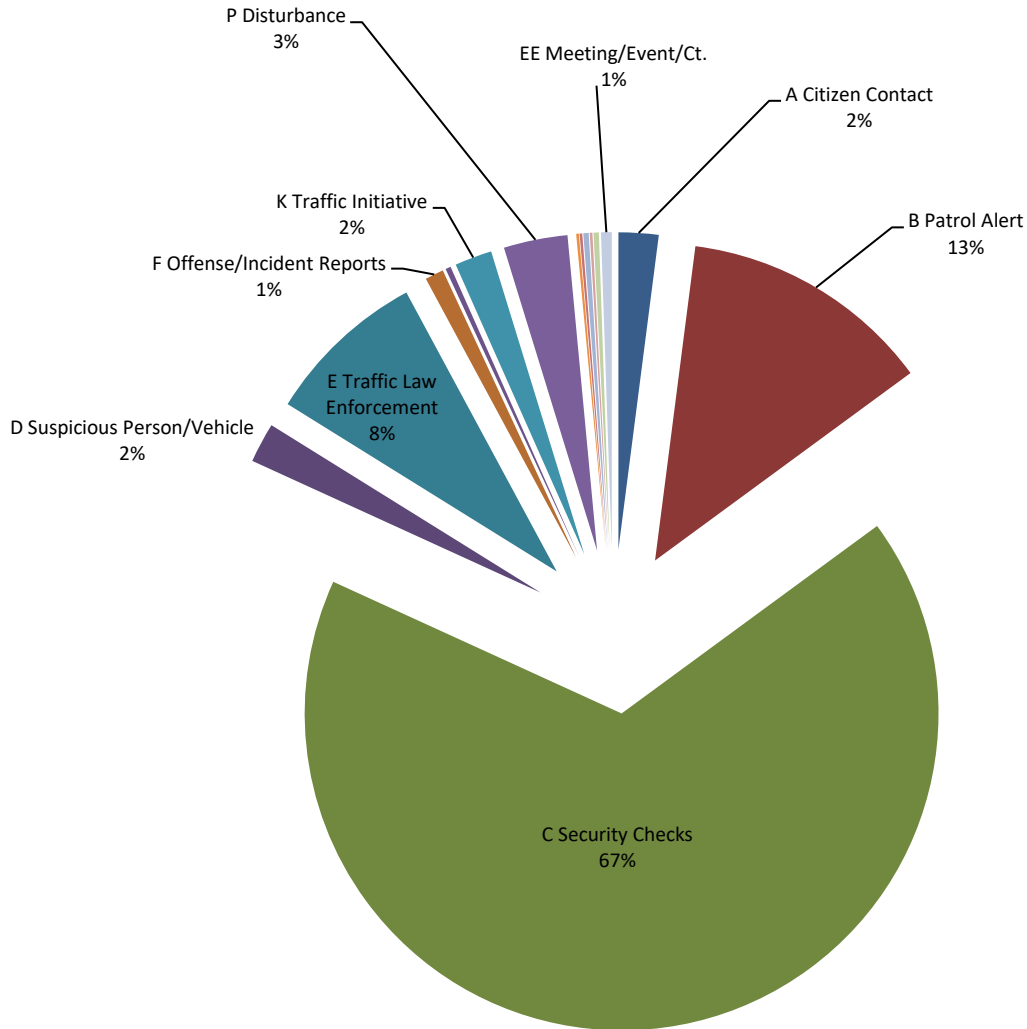
A. Patrol Activity Monthly Total:

0737

*	Patrol Activity Types	7H11	7H31	7H32	TOT	AVER	%
A	Citizen Contact	10	5	0	15	5.0	2%
B	Patrol Alert	72	21	2	95	31.7	13%
C	Security Checks	272	114	107	493	164.3	67%
D	Suspicious Person/Vehicle	8	7	0	15	5.0	2%
E	Traffic Law Enforcement	5	36	20	61	20.3	8%
F	Offense/Incident Reports	2	1	4	7	2.3	1%
G	Vacation Watch	0	0	0	0	0.0	0%
H	Open Door / Window	0	0	0	0	0.0	0%
I	Assist Contract Citizen	0	0	0	0	0.0	0%
J	Welfare Check / Med.	0	2	0	2	0.7	0%
K	Traffic Initiative	12	2	0	14	4.7	2%
L	Traffic Hazard	0	0	0	0	0.0	0%
M	Animal Humane	0	0	0	0	0.0	0%
N	Alarms	0	0	0	0	0.0	0%
O	Mental Cases (171)	0	0	0	0	0.0	0%
P	Disturbance	2	17	5	24	8.0	3%
Q	Criminal Investigation	0	0	0	0	0.0	0%
R	Follow-up Investigation	1	0	0	1	0.3	0%
S	Criminal Mischief	0	0	0	0	0.0	0%
T	Burglary Residence/Vehicle	1	0	0	1	0.3	0%
U	Theft / Theft of Business	0	0	0	0	0.0	0%
V	Citizen Assaulted	0	0	0	0	0.0	0%
W	Robbery of an Individual	0	0	0	0	0.0	0%
X	Trespass Warning	0	0	0	0	0.0	0%
Y	Major/Minor Crash	2	0	0	2	0.7	0%
Z	Child Custody Disputes	0	1	0	1	0.3	0%
AA	Assist The Officer (Pct. 7)	0	1	1	2	0.7	0%
BB	Runaway Missing Persons	0	0	0	0	0.0	0%
CC	Assisted LEA	0	0	0	0	0.0	0%
DD	Solicitors	0	0	0	0	0.0	0%
EE	Meeting/Event/Ct.	4	0	0	4	1.3	1%
*	MONTH TOTALS	391	207	139	737	245.7	100%

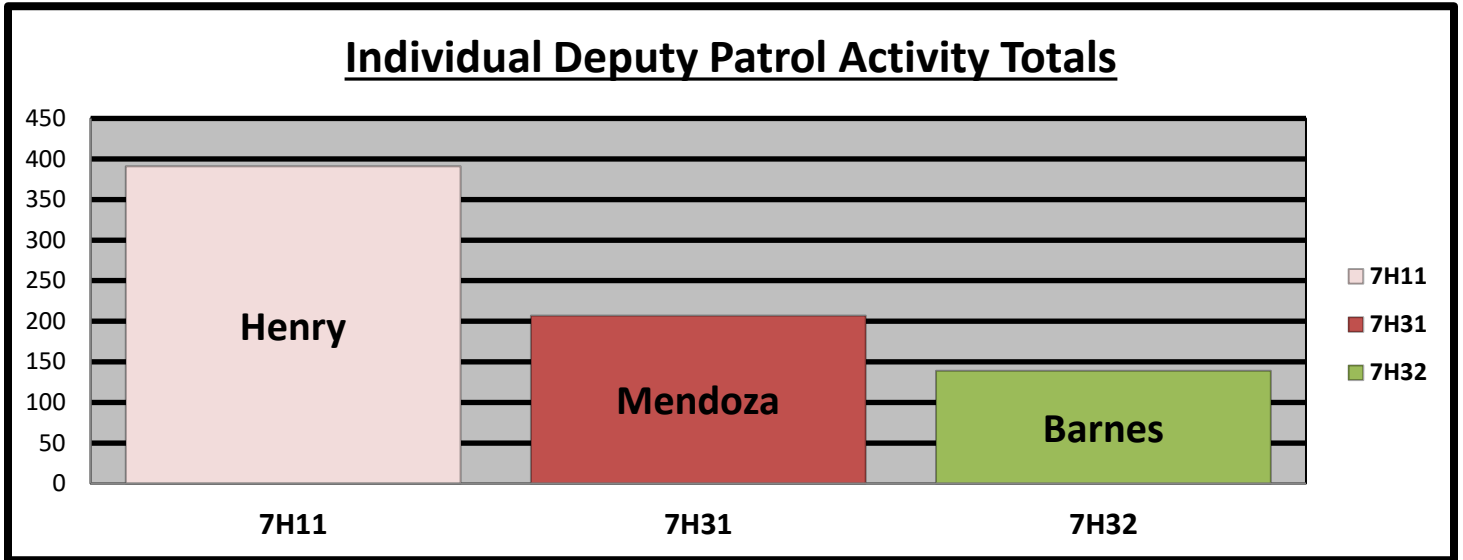
A1. Patrol Activity Percentage:

Percentage of Patrol Activity



- | | | | |
|-------------------------------|------------------------------|----------------------------------|--------------------------------|
| ■ A Citizen Contact | ■ B Patrol Alert | ■ C Security Checks | ■ D Suspicious Person/Vehicle |
| ■ E Traffic Law Enforcement | ■ F Offense/Incident Reports | ■ G Vacation Watch | ■ H Open Door / Window |
| ■ I Assist Contract Citizen | ■ J Welfare Check / Med. | ■ K Traffic Initiative | ■ L Traffic Hazard |
| ■ M Animal Humane | ■ N Alarms | ■ O Mental Cases (171) | ■ P Disturbance |
| ■ Q Criminal Investigation | ■ R Follow-up Investigation | ■ S Criminal Mischief | ■ T Burglary Residence/Vehicle |
| ■ U Theft / Theft of Business | ■ V Citizen Assaulted | ■ W Robbery of an Individual | ■ X Trespass Warning |
| ■ Y Major/Minor Crash | ■ Z Child Custody Disputes | ■ AA Assist The Officer (Pct. 7) | ■ BB Runaway Missing Persons |
| ■ CC Assisted LEA | ■ DD Solicitors | ■ EE Meeting/Event/Ct. | |

B. Patrol Activity by City Park Personnel:

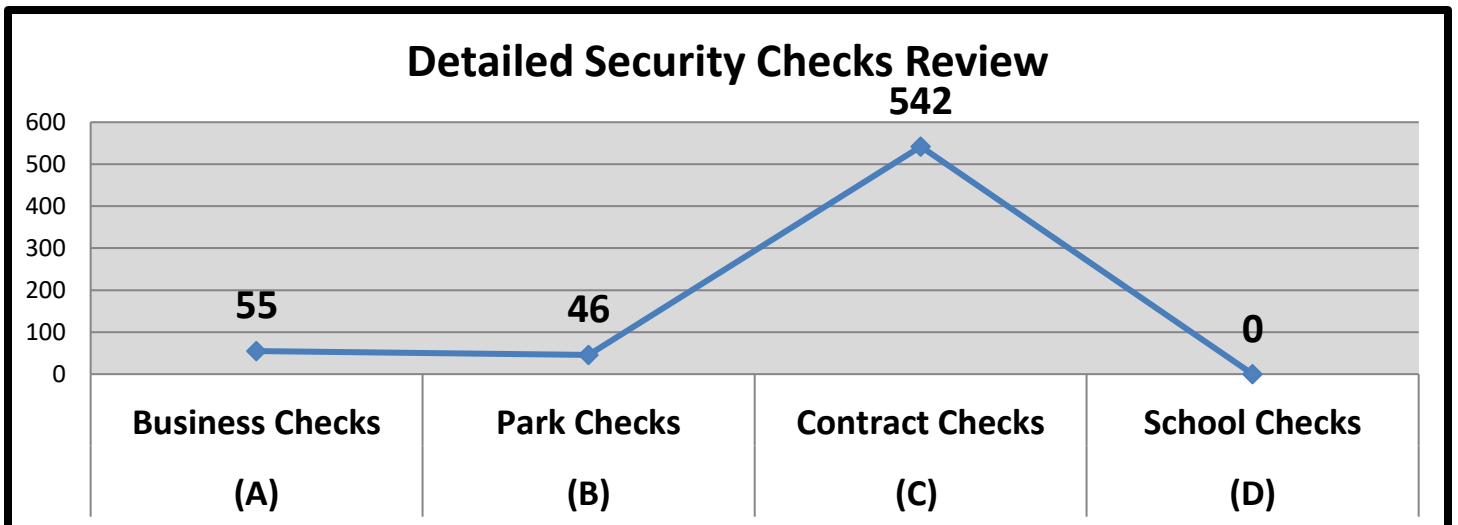


C. Security Checks Monthly Total:

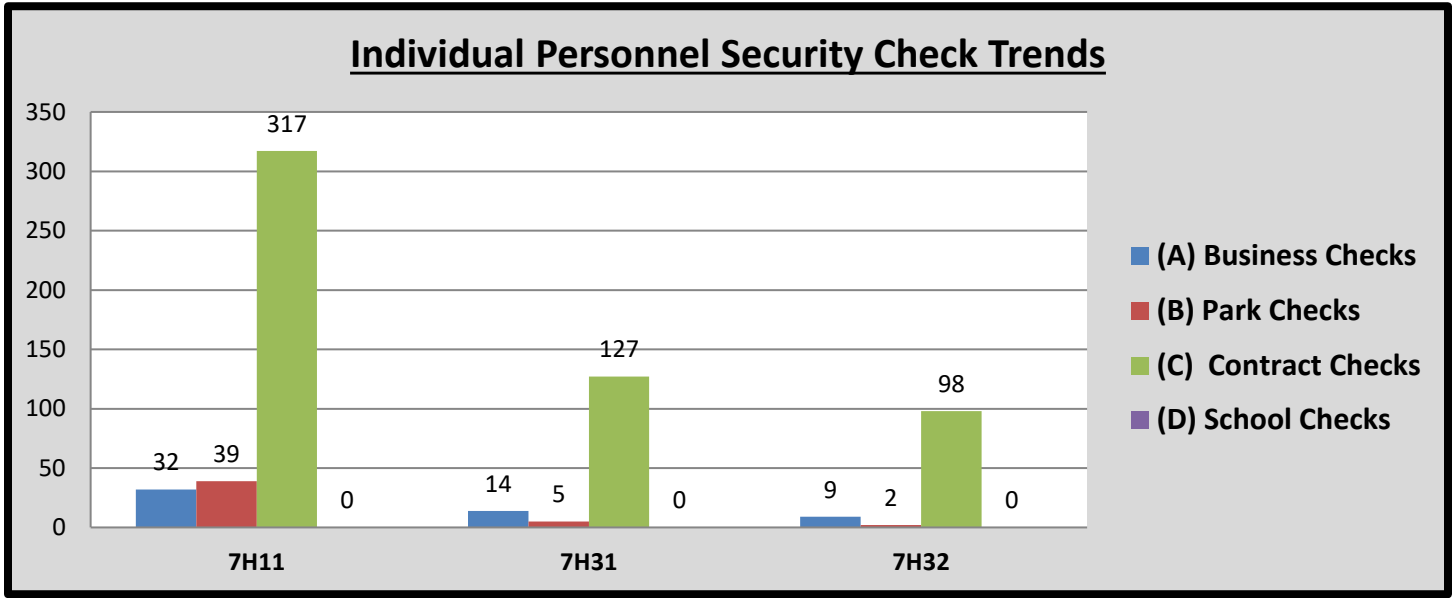
0643

* Security Checks	7H11	7H31	7H32	TOT	AVER	%
(A) Business Checks	32	14	9	55	18.3	9%
(B) Park Checks	39	5	2	46	15.3	7%
(C) Contract Checks	317	127	98	542	180.7	84%
(D) Plaza Checks	0	0	0	0	0.0	0%
(E) Totals	388	146	109	643	214.3	100%

D. Detailed Security Checks Monthly:



E. Individual Personnel Security Check Trends:



F. CIT/MHO Dispositions Monthly Total:

000

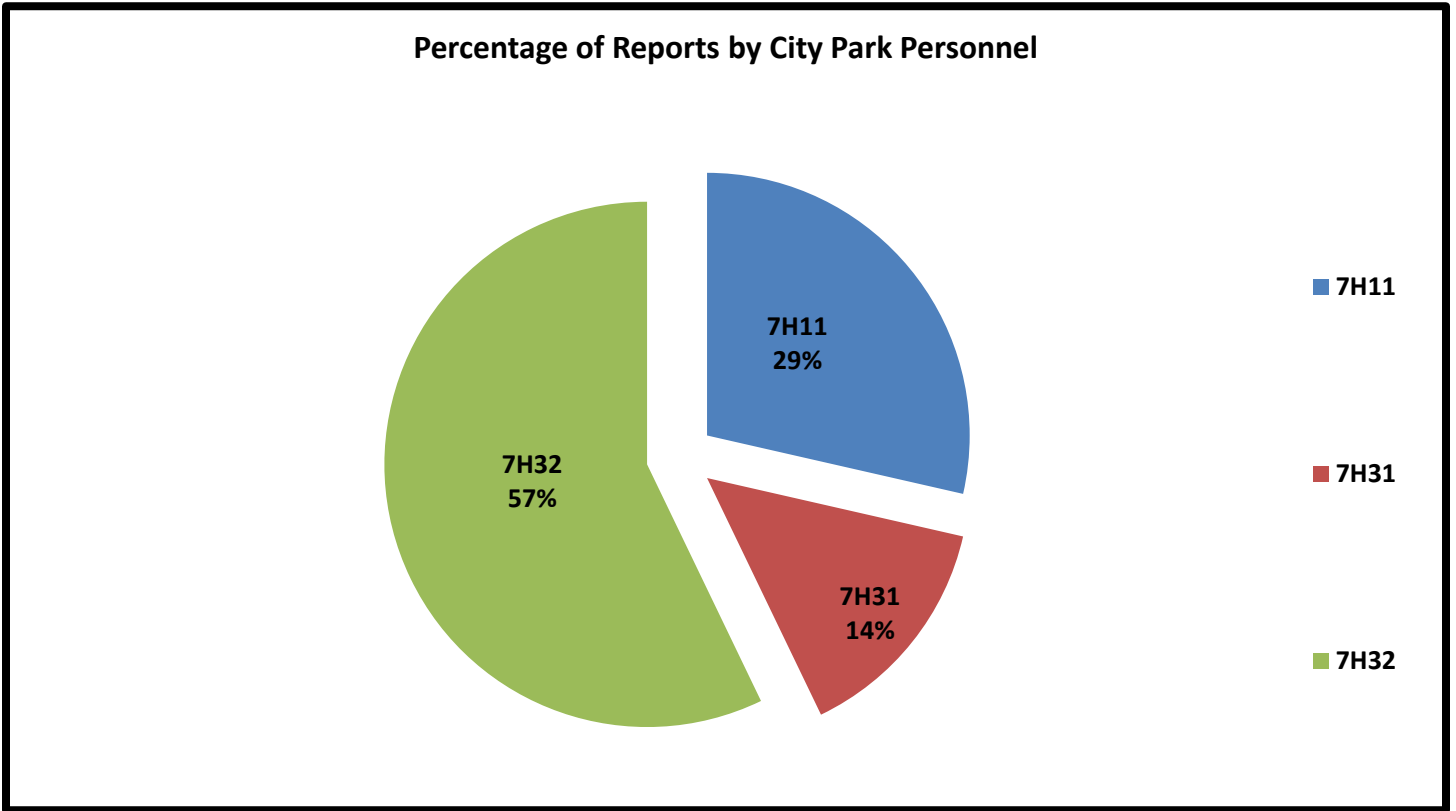
*	<i>C.I.T. Dispositions</i>	7H11	7H31	7H32	TOT	AVER	%
(A)	CIT/MHO Outside Referral	0	0	0	0	0.0	#DIV/0!
(B)	CIT/MHO Transport	0	0	0	0	0.0	#DIV/0!
(C)	CIT/MHO CIT Contact	0	0	0	0	0.0	#DIV/0!
(D)	CIT/MHO Arrest	0	0	0	0	0.0	#DIV/0!
(E)	<i>Totals</i>	0	0	0	0	0.0	#DIV/0!

G. Offense/Incident Reports Monthly Total:

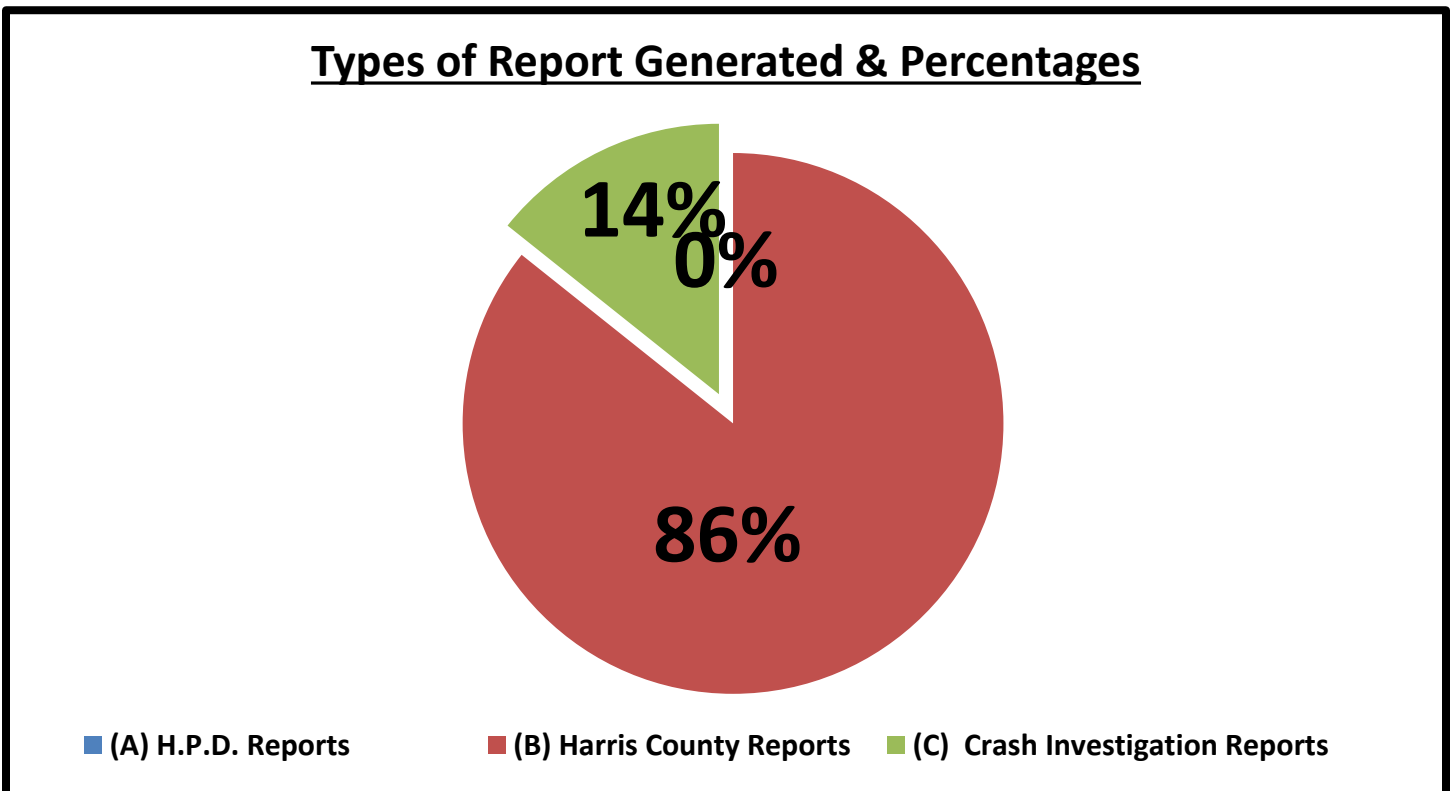
007

*	<i>Offense/Incident Reports</i>	7H11	7H31	7H32	TOT	AVER	%
(A)	H.P.D. Reports	0	0	0	0	0.0	0%
(B)	Harris County Reports	1	1	4	6	2.0	86%
(C)	Crash Investigation Reports	1	0	0	1	0.3	14%
(D)	<i>Totals</i>	2	1	4	7	2.3	100%

H. Report Generation Percentages:



I. Percentages:

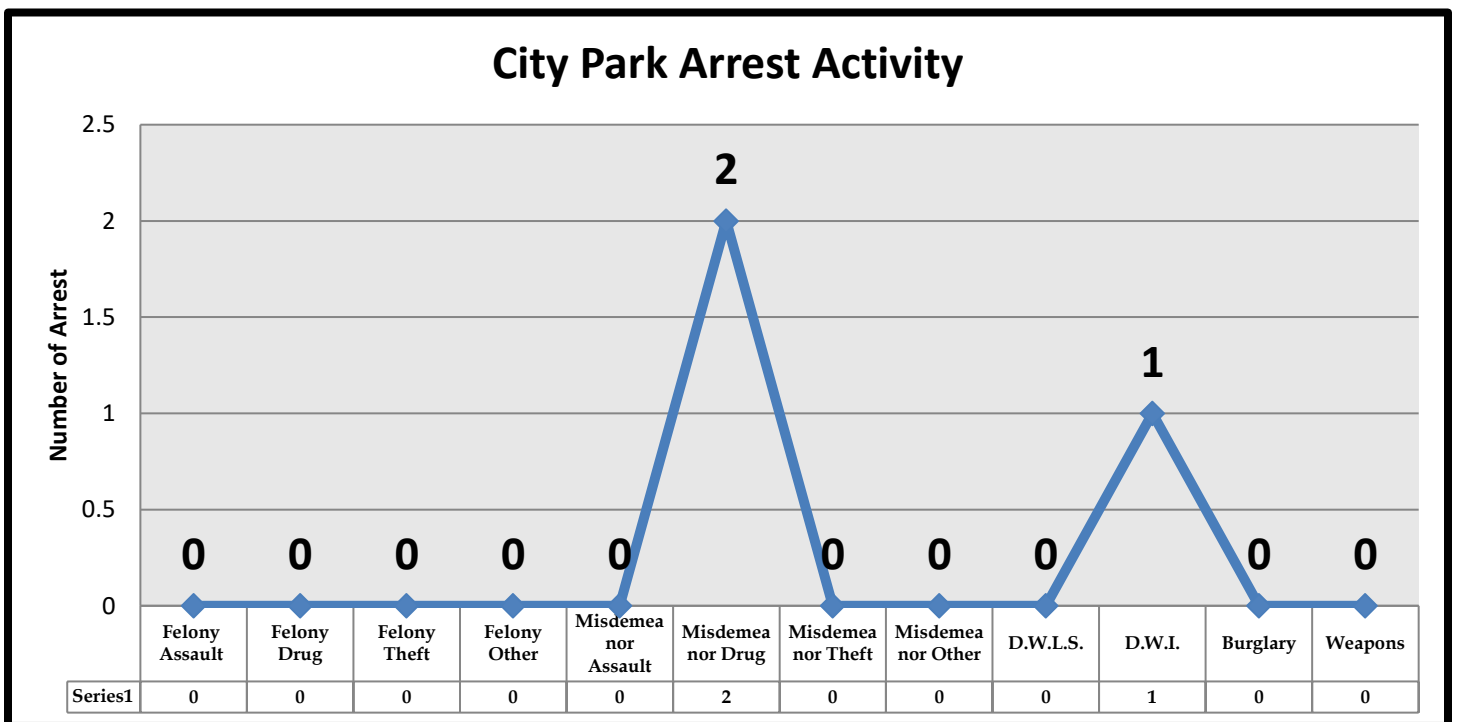


J. Types of Criminal Arrests Monthly Total:

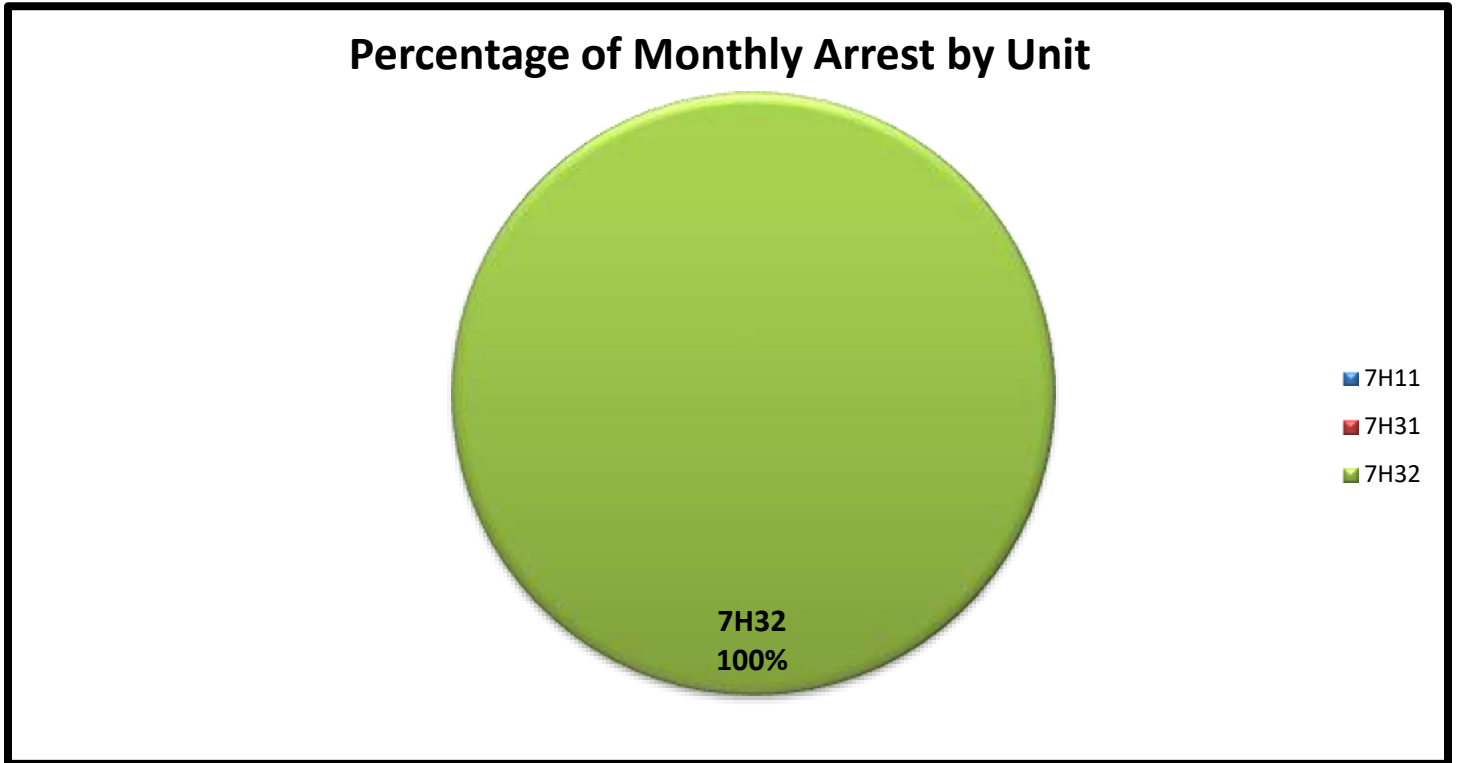
003

*	Types of Criminal Arrests	7H11	7H31	7H32	TOT	AVER	%
A	Felony Assault	0	0	0	0	0.0	0%
B	Felony Drug	0	0	0	0	0.0	0%
C	Felony Theft	0	0	0	0	0.0	0%
D	Felony Other	0	0	0	0	0.0	0%
E	Misdemeanor Assault	0	0	0	0	0.0	0%
F	Misdemeanor Drug	0	0	2	2	0.7	67%
G	Misdemeanor Theft	0	0	0	0	0.0	0%
H	Misdemeanor Other	0	0	0	0	0.0	0%
I	D.W.L.S.	0	0	0	0	0.0	0%
J	D.W.I.	0	0	1	1	0.3	33%
K	Burglary	0	0	0	0	0.0	0%
L	Weapons	0	0	0	0	0.0	0%
M	<i>Totals</i>	0	0	3	3	1.0	100%

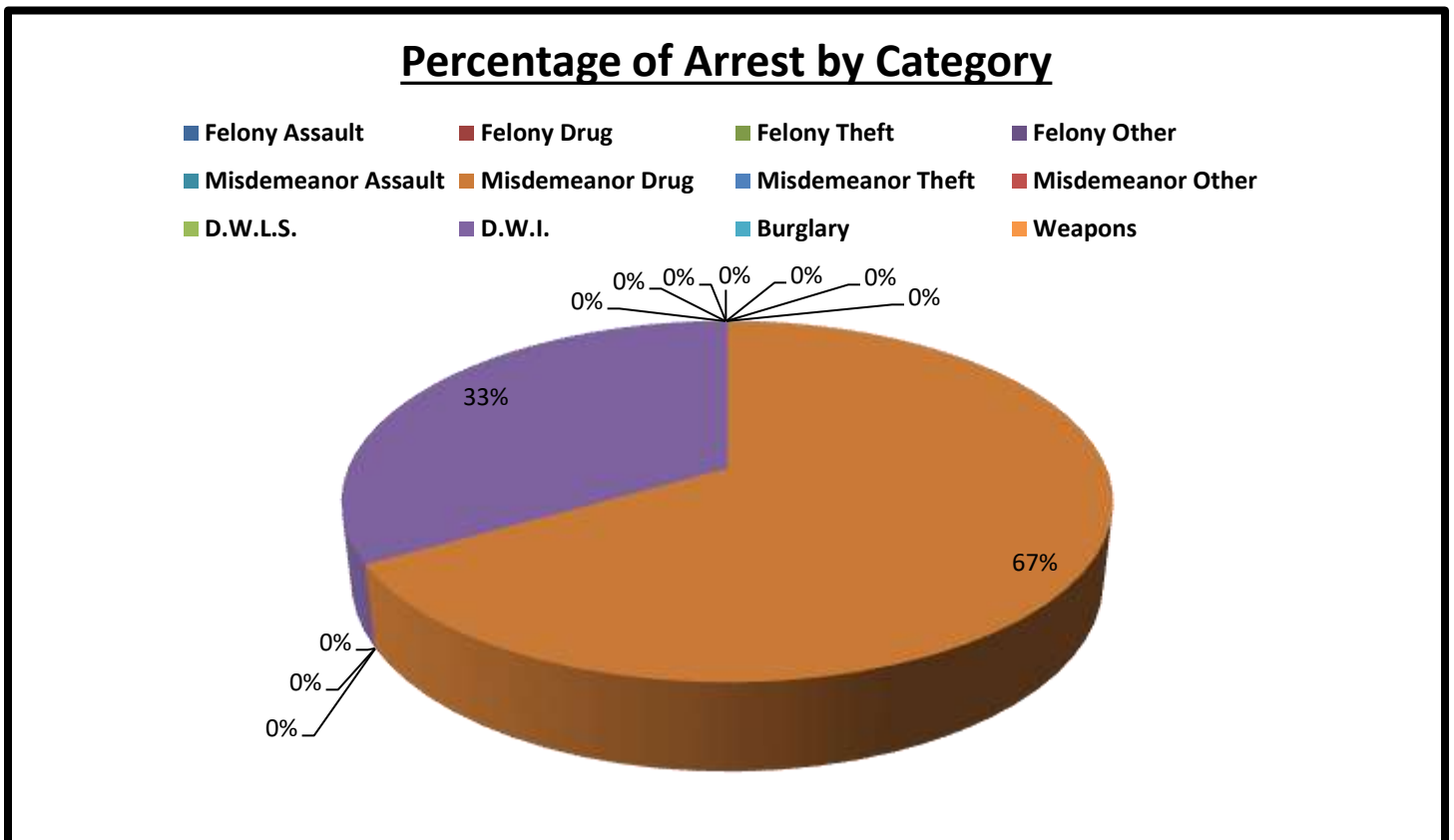
K. Types of Criminal Arrests Monthly Total:



L. Types of Criminal Arrests Percentage Total:



M. Types of Criminal Arrests Monthly Percentage Total:



N. Executed Warrant Monthly Total:

000

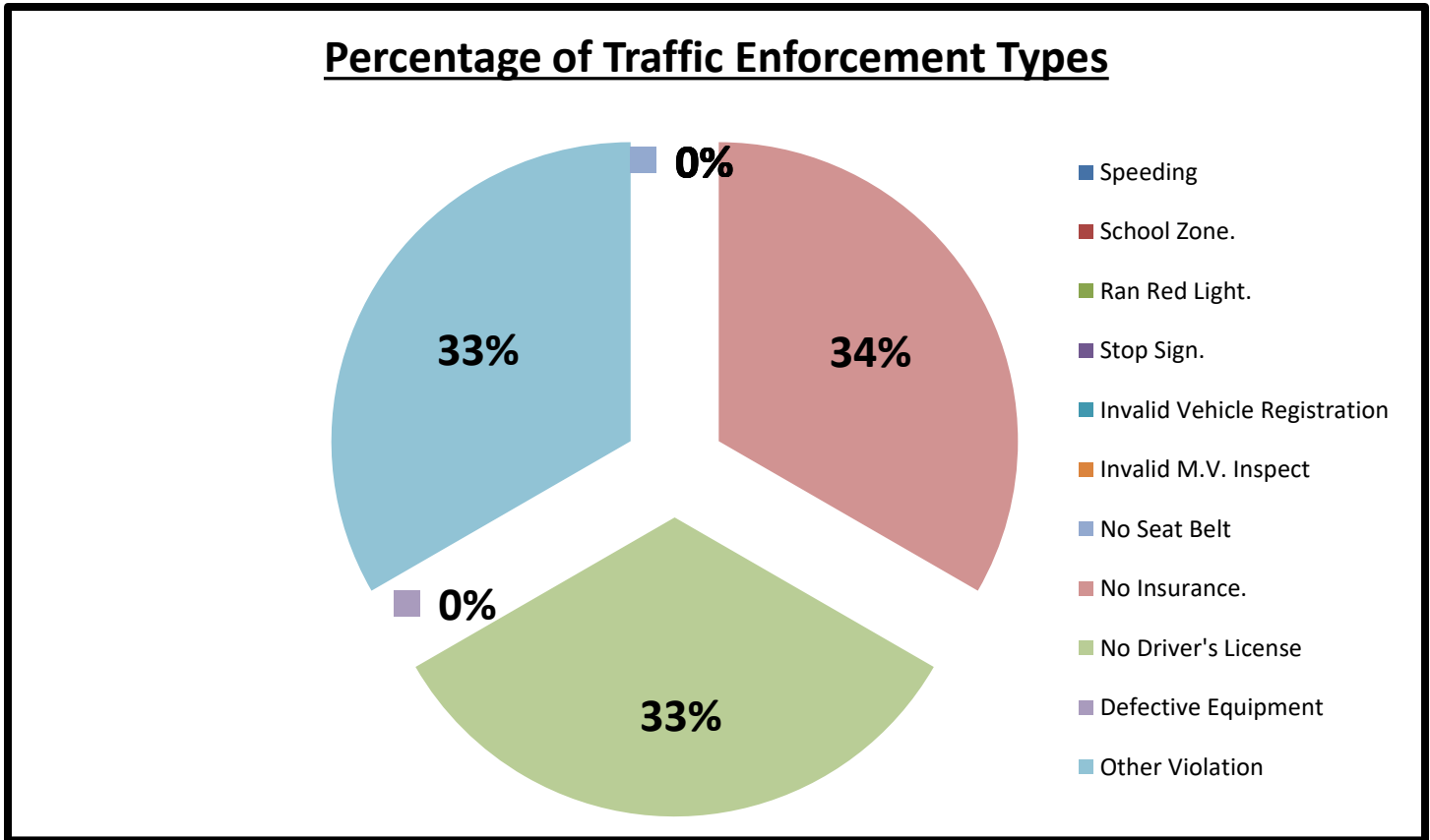
*	<i>Executed Warrants</i>	7H11	7H31	7H32	TOT	AVER	%
(A)	Felony Warrants	0	0	0	0	0.0	#DIV/0!
(B)	Misdemeanor Warrants	0	0	0	0	0.0	#DIV/0!
(C)	<i>Totals</i>	0	0	0	0	0.0	#DIV/0!

O. Traffic Law Enforcement Total:

032

*	<i>Traffic Enforcement</i>	7H11	7H31	7H32	TOT	AVER	%
A	Speeding	0	0	0	0	0.0	0%
B	School Zone.	0	0	0	0	0.0	0%
C	Ran Red Light.	0	0	0	0	0.0	0%
D	Stop Sign.	0	0	0	0	0.0	0%
E	Invalid Vehicle Registration	0	0	0	0	0.0	0%
F	Invalid M.V. Inspect	0	0	0	0	0.0	0%
G	No Seat Belt	0	0	0	0	0.0	0%
H	No Insurance.	1	0	0	1	0.3	33%
I	No Driver's License	0	1	0	1	0.3	33%
J	Defective Equipment	0	0	0	0	0.0	0%
K	Other Violation	1	0	0	1	0.3	33%
L	Written Warnings	0	0	0	0	0.0	0%
M	Verbal Warning	2	16	11	29	9.7	100%
N	Citation	2	1	0	3	1.0	9%
O	Total Violations	4	17	11	32	10.7	100%

P. Traffic Law Enforcement Total:



Q. Citations vs. Warnings Monthly Total:

032

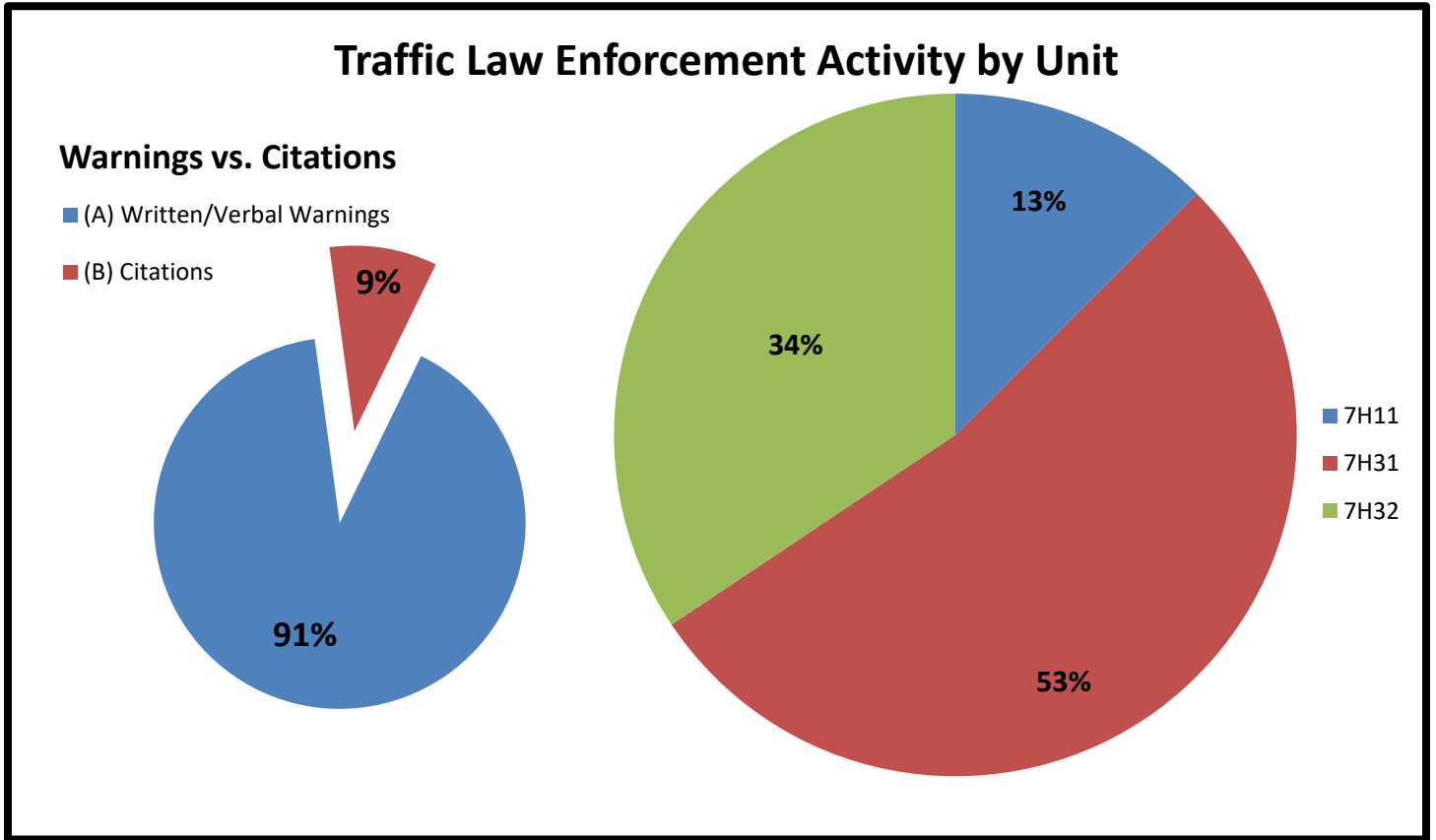
*	Warnings vs. Citations	7H11	7H31	7H32	TOT	AVER	%
(A)	Written/Verbal Warnings	2	16	11	29	9.7	91%
(B)	Citations	2	1	0	3	1.0	9%
(C)	<i>Totals</i>	4	17	11	32	10.7	100%

R. Sources of Calls for Service Monthly Total:

730

*	Sources of Calls for Service	7H11	7H31	7H32	TOT	AVER	%
(A)	On View	0	0	13	13	4.3	2%
(B)	Dispatched	1	22	5	28	9.3	4%
(C)	Self-Initiated	388	184	117	689	229.7	94%
(D)	<i>Totals</i>	389	206	135	730	243.3	100%

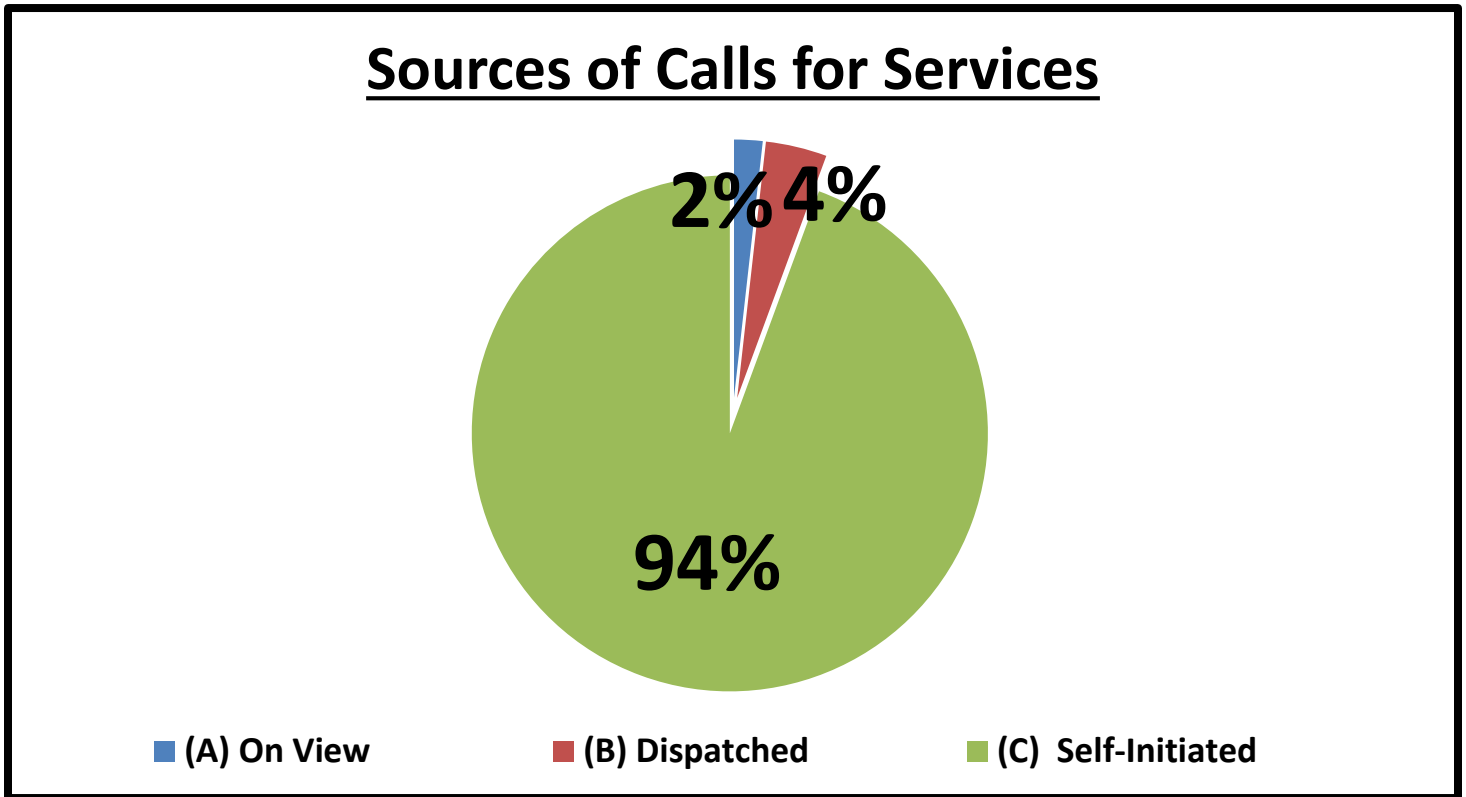
S. Traffic Law Enforcement Activity by Unit Percentages:



T. Sources of Calls for Service Percentages:

*	Sources of Calls for Service	7H11	7H31	7H32	TOT
(A)	On View	0%	0%	10%	2%
(B)	Dispatched	0%	11%	4%	4%
(C)	Self-Initiated	100%	89%	87%	94%
(D)	<i>Totals</i>	100%	100%	100%	100%

U. Sources of Calls for Service Percentages:



V. Free Reserve Personnel Time Utilized in Contract Monthly Total: 000

*	<i>Free Reserve Personnel Time</i>	7H11	7H31	7H32		TOT	AVER	%
(A)	<i>Totals</i>	0	0	0		0	0.0	#DIV/0!

W. Monthly Productivity Analysis Report (M.P.A.R.) - Executive Summary:

*	<i>Units</i>	7H11	7H31	7H32		TOT	AVER
1	Patrol Activity	391	207	139		737	245.7
2	Security Checks	388	146	109		643	214.3
3	C.I.T. Interactions	0	0	0		0	0.0
4	Offense/Incident Reports	2	1	4		7	2.3
*	<i>Total Service Calls</i>	781	354	252		1387	462.3
1	Criminal Arrests	0	0	3		3	1.0
2	Citations Issued	2	1	0		3	1.0
3	Written & Verbal Warnings	2	16	11		29	9.7
*	<i>Enforcement Service Calls</i>	4	17	14		35	11.7
*	<i>Total Hours</i>	160	160	160		480	160.0
1	Sick Time Used	0	64	40		104	34.7
2	Vacation Time Used	0	0	0		0	0.0
3	Training Time Used	0	0	0		0	0.0
4	Compensatory Time Used	8	0	0		8	2.7
*	<i>Hours Actually Worked</i>	152	96	120		368	122.7
*	<i>Unit Productivity Ratio</i>	5.2	3.9	2.2		3.9	3.9

X. Mileage Total:

1812

*	<i>Mileage</i>	7H11	7H31	7H32		TOT	AVER	%
(A)	<i>Totals</i>	950	735	127		1812	604.0	246%

Y. Patrol Alert Submission Report:

*	<i>Received</i>				<i>Subject</i>
00x	<i>Date</i>	<i>Time</i>	<i>Code</i>	<i>Location</i>	
A.					

Z. Incident Summaries:

01.	JULY 10, 2020	1000 HOURS	BURGLARY MOTOR VEHICLE		DEPUTY D. HENRY	
	DAYSHIFT:	1100 RED HUMMING BD	CITYPARK	"M"	HC:	2007-00064
<p>On July 10, 2020, a Friday, at approximately 1000 hours, while on patrol in the "City Park Contract" Deputy D. Henry was performing routine patrol and law enforcement services when I, (Deputy D. Henry) was dispatched to the above location regarding a burglary of a motor vehicle which already occurred. Deputy made contact with Reporting Party who advised that some items were taken from their vehicle. Deputy Henry collected all pertinent information regarding this case and provide the Reporting Party with a case number. The patrol activity type is "PAT=CC".</p>						

02.	JULY 12, 2020	2300 HOURS	NARCOTICS ARREST-POM		DEPUTY S. BARNES	
	NIGHTSHIFT:	1600 CITY BOSQUE TRL	CITYPARK	"M"	HC:	2007-00082
<p>On July 12, 2020, a Sunday, at approximately 2335 hours, while on patrol in the "City Park Contract" Deputy S. Barnes was performing routine patrol and law enforcement services when I, (Deputy S. Barnes) conducted a traffic stop on motor vehicle for traffic violation. During the course of the field investigation, the driver was found to be in possession of green leafy substance that appeared to be marijuana. The driver was given the Misdemeanor Marijuana Diversion Program (MMDP). A report was generated. The patrol activity type is "PAT=E".</p>						

03.	JULY 14, 2020	2300 HOURS	POSSESSION OF MARIJUANA		DEPUTY S. BARNES	
	NIGHTSHIFT:	1900 FERGUS PARK CT	CITYPARK	"M"	HC:	2007-00092
<p>On July 14, 2020, a Tuesday, at approximately 2320 hours, while on patrol in the "City Park Contract" Deputy S. Barnes was performing routine patrol and law enforcement services when I, (Deputy S. Barnes) was dispatched to a disturbance. Upon arrival, I met with Reporting Party who had a verbal altercation with known family member. Sergeant A. Johnson-Hall located additional individual involved in the verbal altercation around the corner. Individual was brought back to the scene and was found to be in possession of THC oil. The THC oil was sent to the Harris County Forensic Center for testing. A report was generated. The patrol activity type is "PAT=P".</p>						

04.	JULY 24, 2020	1200 HOURS	MINOR ACCIDENT		DEPUTY D. HENRY	
	DAYSHIFT:	1000 W OREM / SH 288	CITYPARK	"N/A"	HC:	2007-00169
<p>On July 24, 2020, a Friday, at approximately 1200 hours, while on patrol in the "City Park Contract" Deputy D. Henry was performing routine patrol and law enforcement services when I, (Deputy D. Henry) was dispatched to the above location regarding a Minor Accident which already occurred. Deputy made contact with both parties and had them exchange information. Deputy Henry collected all pertinent information regarding this case and provided the Reporting Party with a business card and case number. The patrol activity type is "PAT=Y".</p>						

05.	JULY 24, 2020	2200 HOURS	POSSESSION OF MARIJUANA		DEPUTY S. BARNES	
	NIGHTSHIFT:	1700 NICHOLE WOODS	CITYPARK	"M"	HC:	2007-00171
<p>On July 24, 2020, a Friday, at approximately 2249 hours, while on patrol in the "City Park Contract" Deputy S. Barnes was performing routine patrol and law enforcement services when I, (Deputy S. Barnes) conducted a traffic stop on motor vehicle for traffic violation. During the course of the field investigation, Deputy J. James located a clear plastic bag with green leafy substance that appeared to be marijuana. Deputy J. James located additional clear plastic bag with green leafy substance in a Champion bag. The two clear plastic bags with green leafy substance was sent to the Harris County Forensic Center for testing. A report was generated. The patrol activity type is "PAT=E".</p>						

06.	JULY 27, 2020	0000 HOURS	DRIVING UNDER INFLUENCE			DEPUTY S. BARNES	
	NIGHTSHIFT:	2200 WEST OREM DRIVE	CITYPARK	"M"	HC:	2007-00184	
<p>On July 27, 2020, a Monday, at approximately 0035 hours, while on patrol in the "City Park Contract" Deputy S. Barnes was performing routine patrol and law enforcement services when I, (Deputy S. Barnes) conducted a traffic stop on motor vehicle for traffic violation. During the course of the field investigation, individual was found to be under the influence and failed field sobriety testing. The driver was arrested and booked into Joint Processing Center (JPC). The patrol activity type is "PAT=E".</p>							

07.	JULY 29, 2020	2300 HOURS	INFORMATION REPORT			DEPUTY C. MENDOZA	
	NIGHTSHIFT:	1900 COGBURN PARK	CITYPARK	"N/A"	HC:	2007-00221	
<p>On July 29, 2020, a Wednesday, at approximately 2300 hours, while on patrol in the "City Park Contract" Deputy C. Mendoza was performing routine patrol and law enforcement services when I, (Deputy C. Mendoza) I initiated a traffic stop in the 1900 block of Cogburn Park and came in contact with an individual who looked in distressed. Upon my investigation, I identified the driver and discovered that said person was trying to contact the police. It was advised that the individual family member was dealing with an individual through the internet that gained accesses to private information. The unknown individual was threatening the family members to suffer embarrassment or financial loss, unless they met certain demands. All information was gathered and generated in a report for further investigation. The patrol activity type is "PAT=A".</p>							

Sergeant Ashton Johnson-Hall

Sergeant Ashton Johnson-Hall
Neighborhood Patrol Division, First Line Supervisor
Harris County Constable's Office of Precinct 713-643-6602