



MAY WALKER, CONSTABLE
PRECINCT SEVEN
HARRIS COUNTY, TEXAS

MAIN OFFICE
5300 Griggs Road
Houston, Texas 77021
PHONE (713) 643-6602
FAX (713) 643-3401

Date: October 9, 2018

From: Sergeant Jon Meek
Neighborhood Patrol Division, First Line Supervisor
Harris County Constable's Office of Precinct "7"

To: Property Owners Association
Board of Directors & Management Company

Subject: September Monthly Productivity Analysis Report
Enclosure: **MPAR – September 2018**
Distribution: Executive Command Staff & Board of Directors & Management Company

The purpose of this "**Monthly Productivity Analysis Report**" (M.P.A.R.) is to provide the executive command staff with the appropriate data to analyze the productivity of assigned personnel and their shifts' activities to allow for the validation of individual and divisional performance evaluations. With regard to the specific contents of the report, there are 18 distinctive component parts of this report. These components are enumerated below:

- | | |
|--|---|
| 01. Patrol Activity Details | 10. Traffic Enforcement Report |
| 02. Patrol Activity Analytical Summary | 11. Trends & Percentages of Traffic |
| 03. Patrol Activity Percentages & Trends | 12. Citation & Warning Issuance Review |
| 04. Security Checks Report | 13. Call for Service Report (<i>C.F.S.</i>) |
| 05. Security Checks Percentages & Trends | 14. Trends & Percentages for <i>C.F.S.</i> |
| 06. Crisis Intervention Disposition Report | 15. Overtime Report (service at no Cost) |
| 07. Offense/Incident Generation Report | 16. Reserve Deputy Use (at no Cost) |
| 08. Criminal Arrest Types Report | 17. Incident Summarization |
| 09. Warrant Execution Report | 18. Hotspot Report Data Review |

A cursory analysis of the statistical data from this report should be demonstrative of the quality of performance of this agency in realizing the contractual obligations and the overall achievement of the goals and objectives of this Agency and the Contract Division.

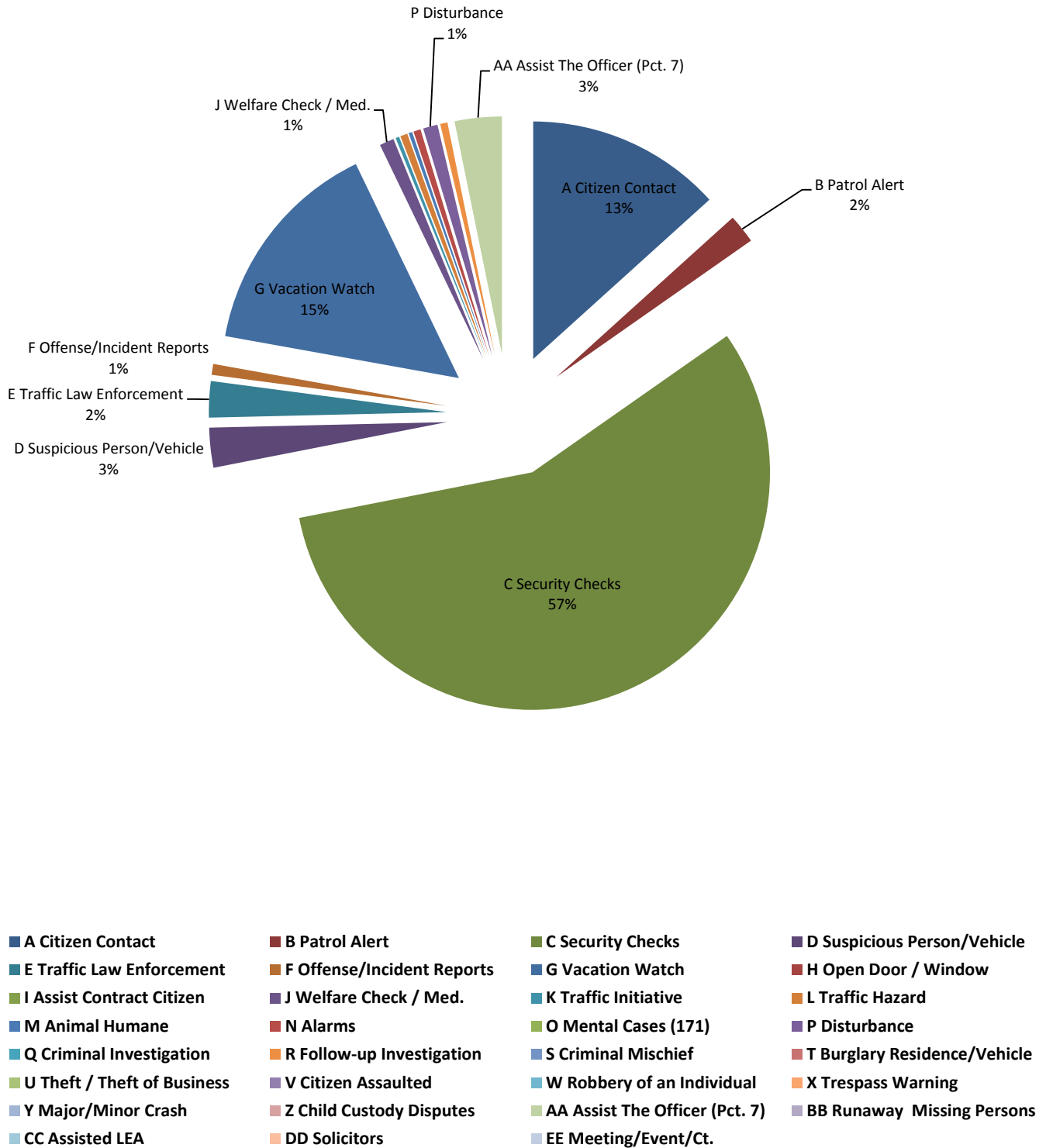
A. Patrol Activity Monthly Total:

0406

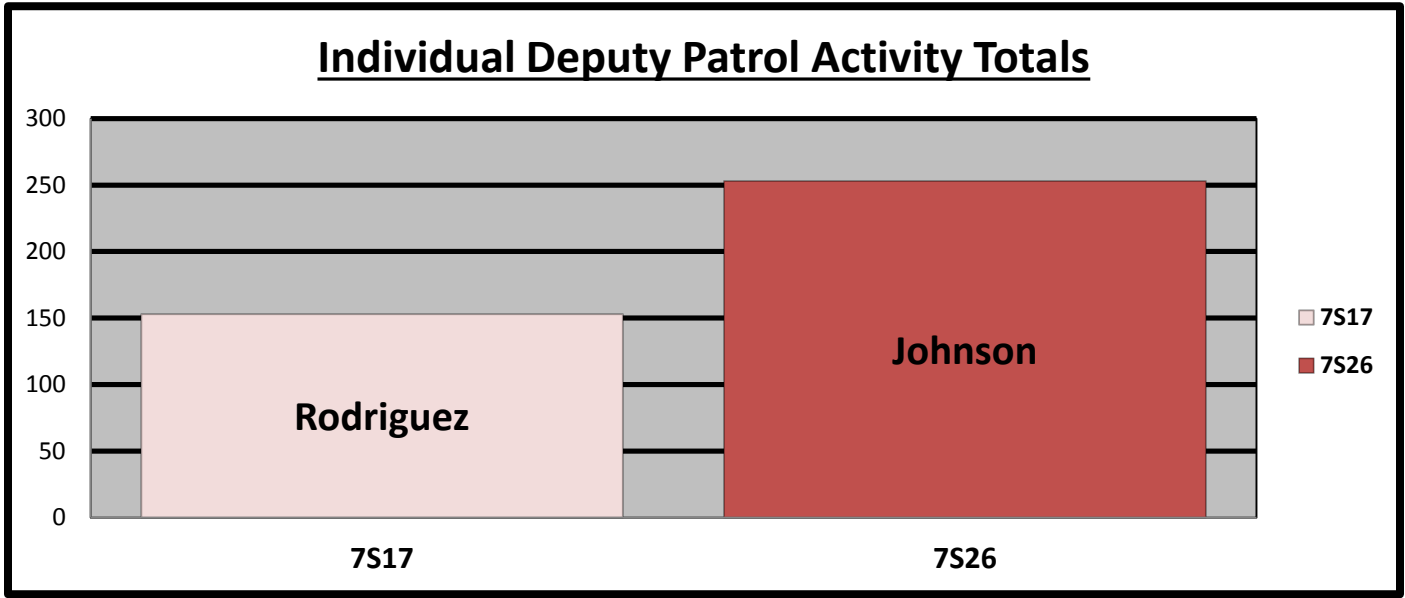
*	Patrol Activity Types	7S17	7S26	TOT	AVER	%
A	Citizen Contact	45	9	54	27.0	13%
B	Patrol Alert	0	8	8	4.0	2%
C	Security Checks	62	168	230	115.0	57%
D	Suspicious Person/Vehicle	6	5	11	5.5	3%
E	Traffic Law Enforcement	9	1	10	5.0	2%
F	Offense/Incident Reports	1	2	3	1.5	1%
G	Vacation Watch	14	47	61	30.5	15%
H	Open Door / Window	0	0	0	0.0	0%
I	Assist Contract Citizen	0	0	0	0.0	0%
J	Welfare Check / Med.	4	0	4	2.0	1%
K	Traffic Initiative	0	1	1	0.5	0%
L	Traffic Hazard	0	2	2	1.0	0%
M	Animal Humane	1	0	1	0.5	0%
N	Alarms	0	2	2	1.0	0%
O	Mental Cases (171)	0	0	0	0.0	0%
P	Disturbance	0	4	4	2.0	1%
Q	Criminal Investigation	0	0	0	0.0	0%
R	Follow-up Investigation	0	2	2	1.0	0%
S	Criminal Mischief	0	0	0	0.0	0%
T	Burglary Residence/Vehicle	0	0	0	0.0	0%
U	Theft / Theft of Business	0	0	0	0.0	0%
V	Citizen Assaulted	0	0	0	0.0	0%
W	Robbery of an Individual	0	0	0	0.0	0%
X	Trespass Warning	0	0	0	0.0	0%
Y	Major/Minor Crash	0	0	0	0.0	0%
Z	Child Custody Disputes	0	0	0	0.0	0%
AA	Assist The Officer (Pct. 7)	11	2	13	6.5	3%
BB	Runaway Missing Persons	0	0	0	0.0	0%
CC	Assisted LEA	0	0	0	0.0	0%
DD	Solicitors	0	0	0	0.0	0%
EE	Meeting/Event/Ct.	0	0	0	0.0	0%
*	MONTH TOTALS	153	253	406	203.0	100%

A1. Patrol Activity Percentage:

Percentage of Patrol Activity



B. Patrol Activity by Braeburn Valley West Personnel:

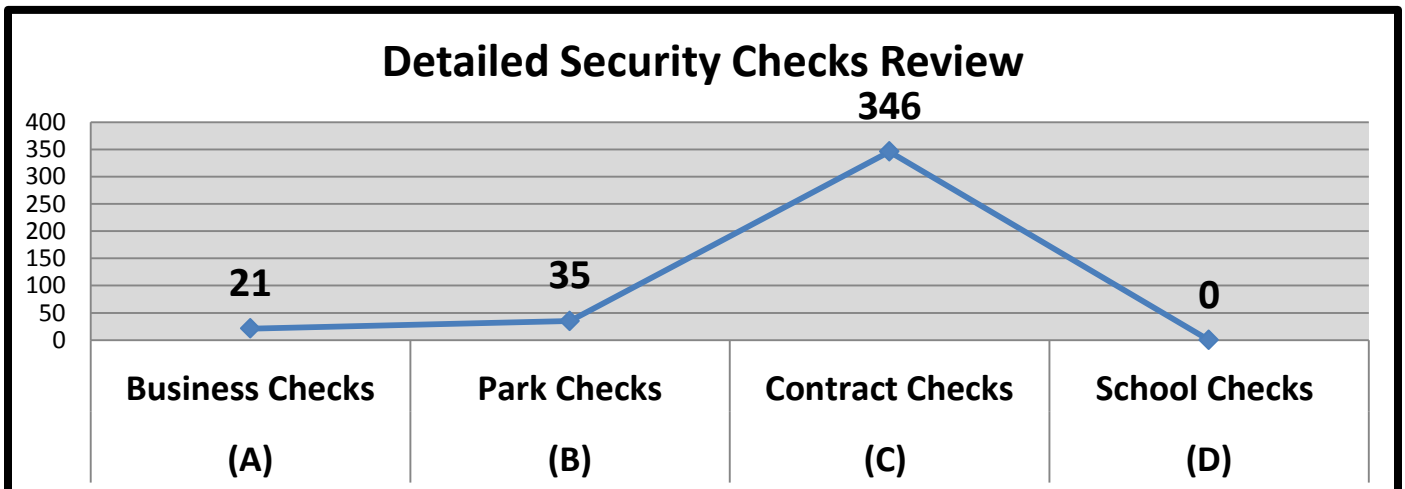


C. Security Checks Monthly Total:

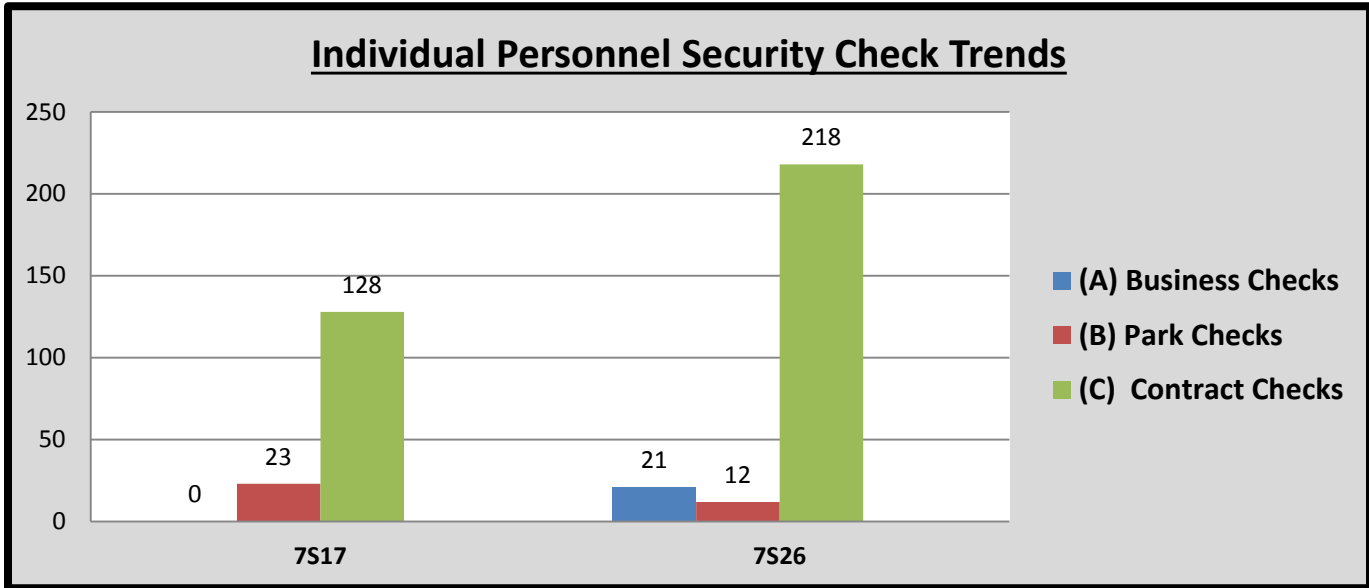
0402

*	Security Checks	7S17	7S26	TOT	AVER	%
(A)	Business Checks	0	21	21	10.5	5%
(B)	Park Checks	23	12	35	17.5	9%
(C)	Contract Checks	128	218	346	173.0	86%
(D)	Plaza Checks	0	0	0	0.0	0%
(E)	Totals	151	251	402	201.0	100%

D. Detailed Security Checks Monthly:



E. Individual Personnel Security Check Trends:



F. CIT/MHO Dispositions Monthly Total:

000

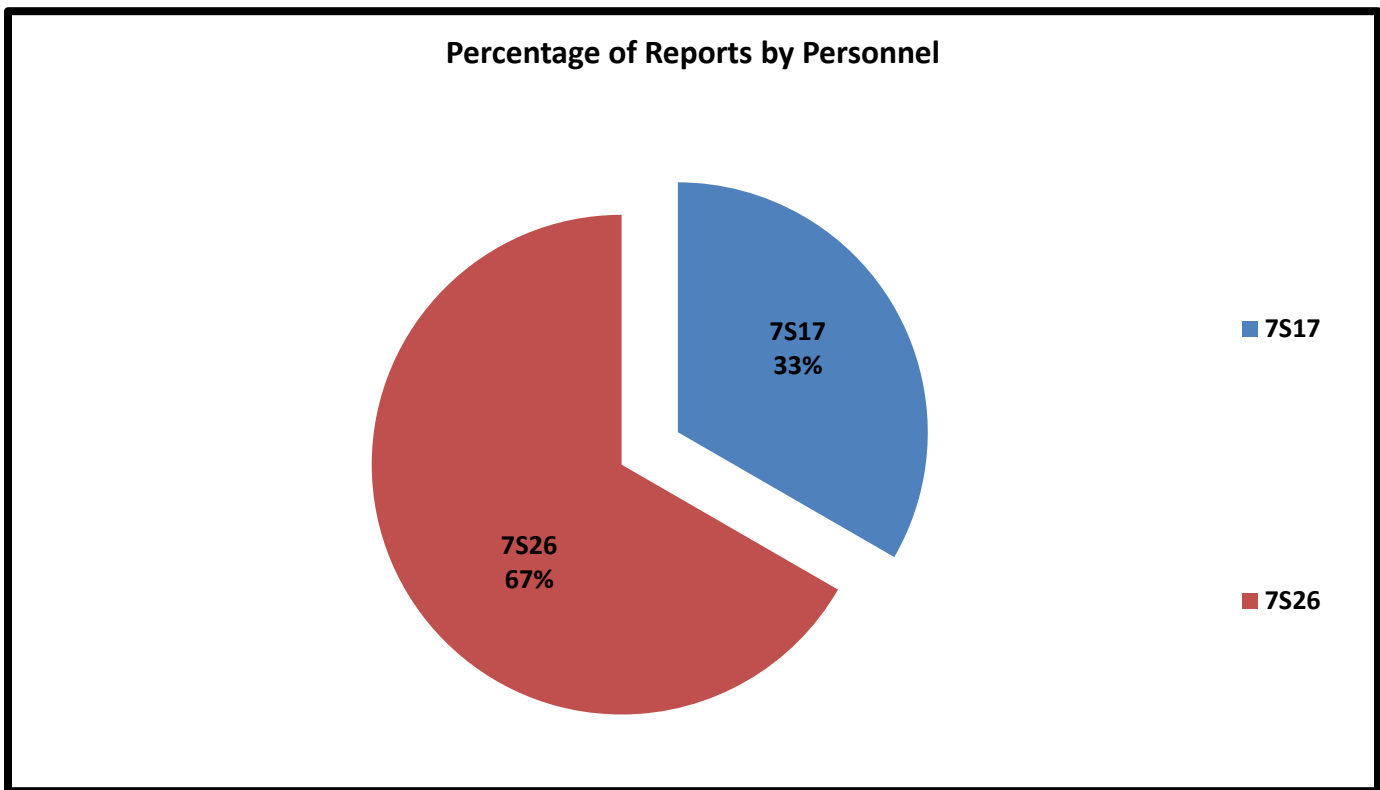
*	<i>C.I.T. Dispositions</i>	7S17	7S26	TOT	AVER	%
(A)	CIT/MHO Outside Referral	0	0	0	0.0	#DIV/0!
(B)	CIT/MHO Transport	0	0	0	0.0	#DIV/0!
(C)	CIT/MHO CIT Contact	0	0	0	0.0	#DIV/0!
(D)	CIT/MHO Arrest	0	0	0	0.0	#DIV/0!
(E)	<i>Totals</i>	0	0	0	0.0	#DIV/0!

G. Offense/Incident Reports Monthly Total:

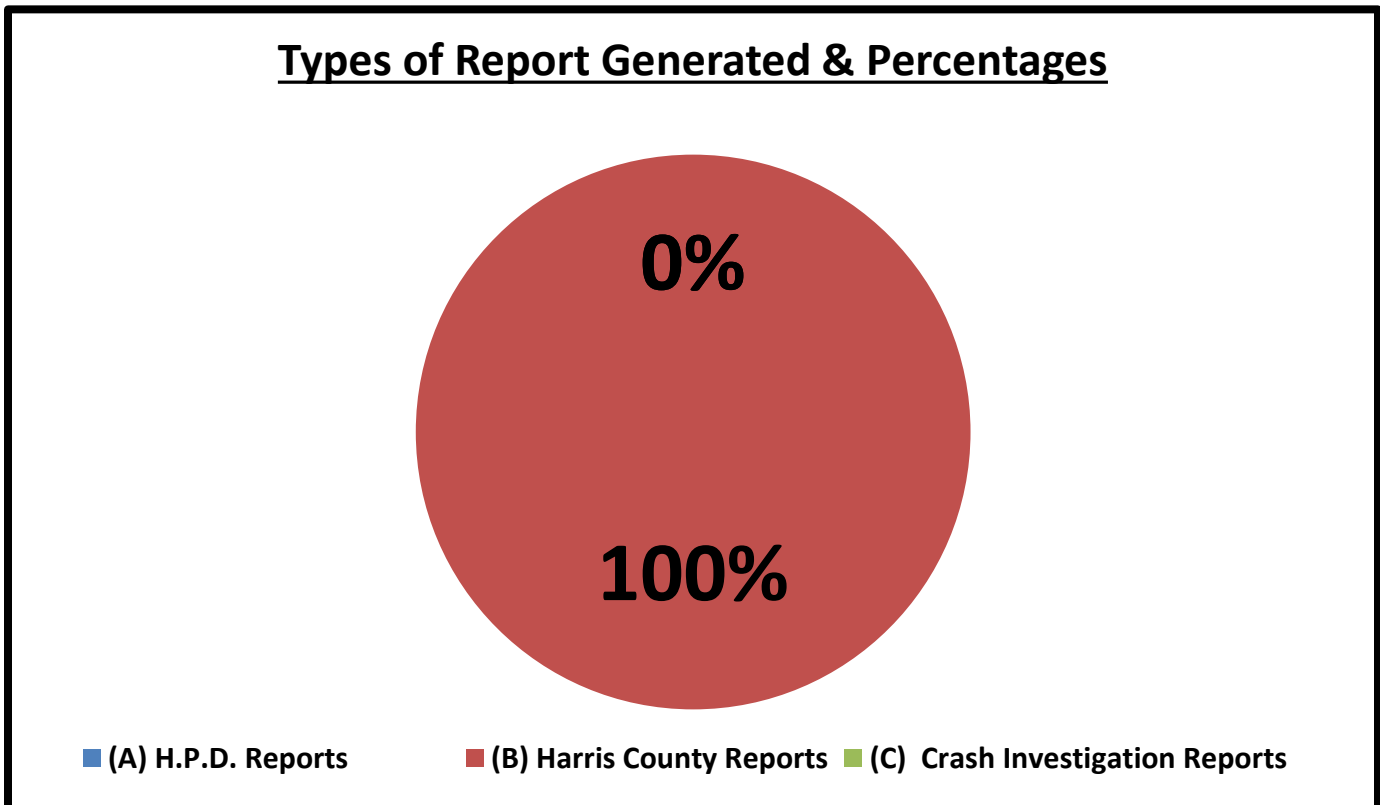
003

*	<i>Offense/Incident Reports</i>	7S17	7S26	TOT	AVER	%
(A)	H.P.D. Reports	0	0	0	0.0	0%
(B)	Harris County Reports	1	2	3	1.5	100%
(C)	Crash Investigation Reports	0	0	0	0.0	0%
(D)	<i>Totals</i>	1	2	3	1.5	100%

H. Report Generation Percentages:



I. Percentages:

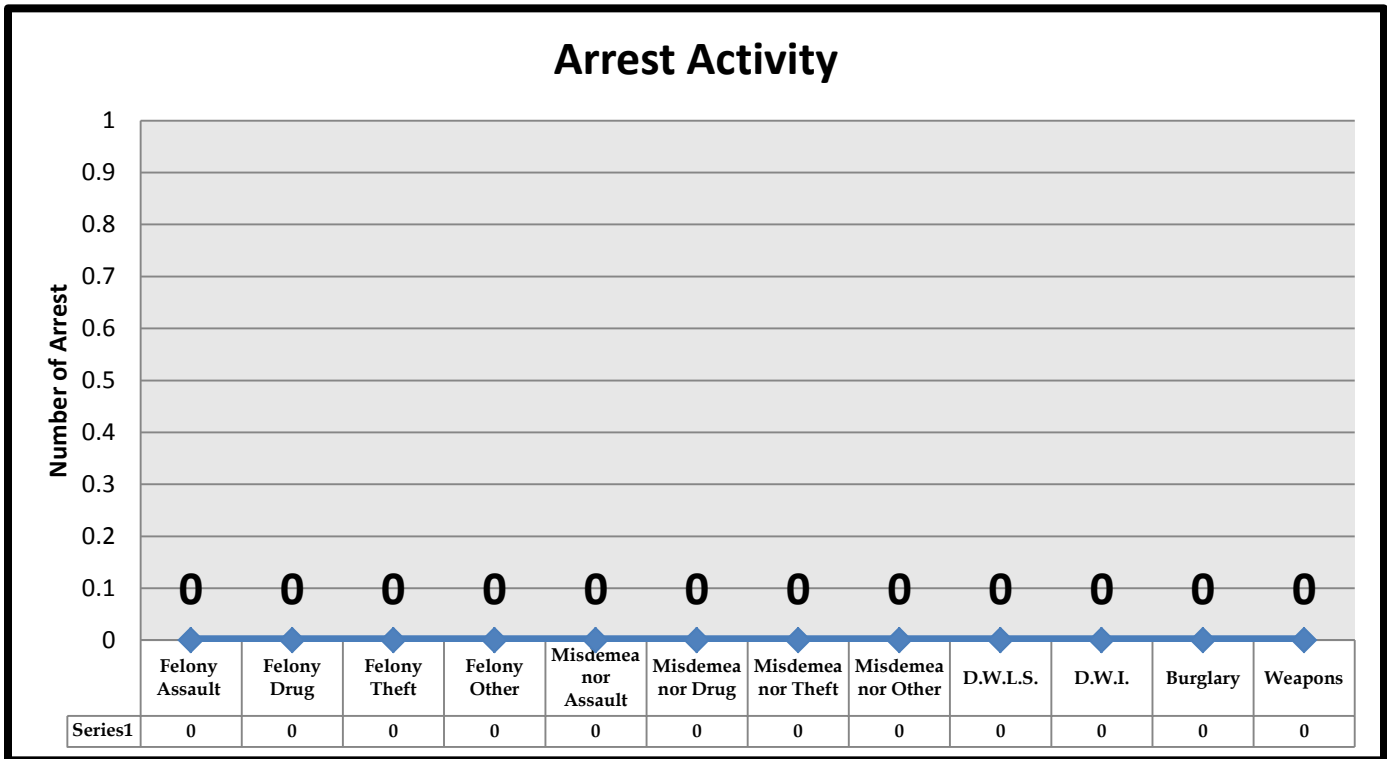


J. Types of Criminal Arrests Monthly Total:

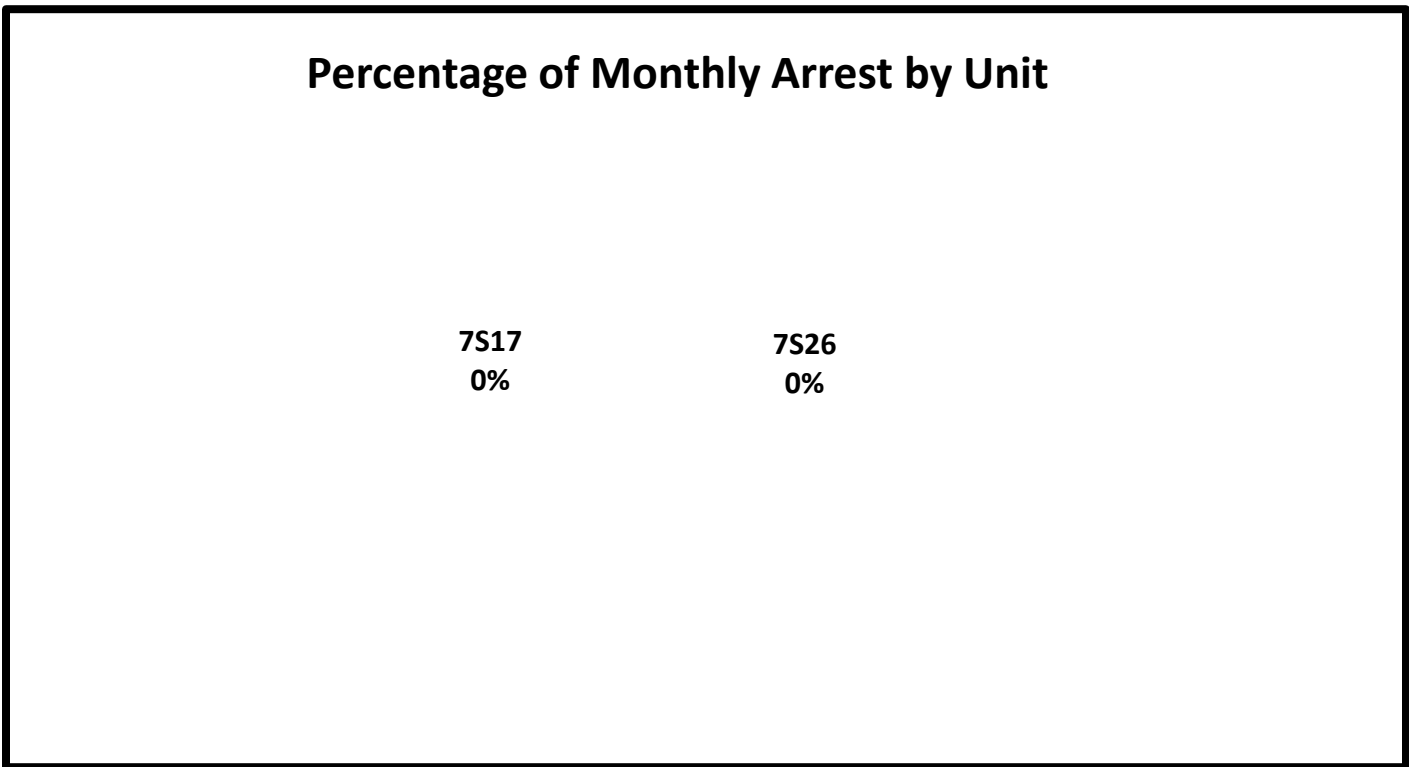
000

*	Types of Criminal Arrests	7S17	7S26	TOT	AVER	%
A	Felony Assault	0	0	0	0.0	#DIV/0!
B	Felony Drug	0	0	0	0.0	#DIV/0!
C	Felony Theft	0	0	0	0.0	#DIV/0!
D	Felony Other	0	0	0	0.0	#DIV/0!
E	Misdemeanor Assault	0	0	0	0.0	#DIV/0!
F	Misdemeanor Drug	0	0	0	0.0	#DIV/0!
G	Misdemeanor Theft	0	0	0	0.0	#DIV/0!
H	Misdemeanor Other	0	0	0	0.0	#DIV/0!
I	D.W.L.S.	0	0	0	0.0	#DIV/0!
J	D.W.I.	0	0	0	0.0	#DIV/0!
K	Burglary	0	0	0	0.0	#DIV/0!
L	Weapons	0	0	0	0.0	#DIV/0!
M	Totals	0	0	0	0.0	#DIV/0!


K. Types of Criminal Arrests Monthly Total:



L. Types of Criminal Arrests Monthly Total:



M. Types of Criminal Arrests Monthly Total:



N. Executed Warrant Monthly Total:

000

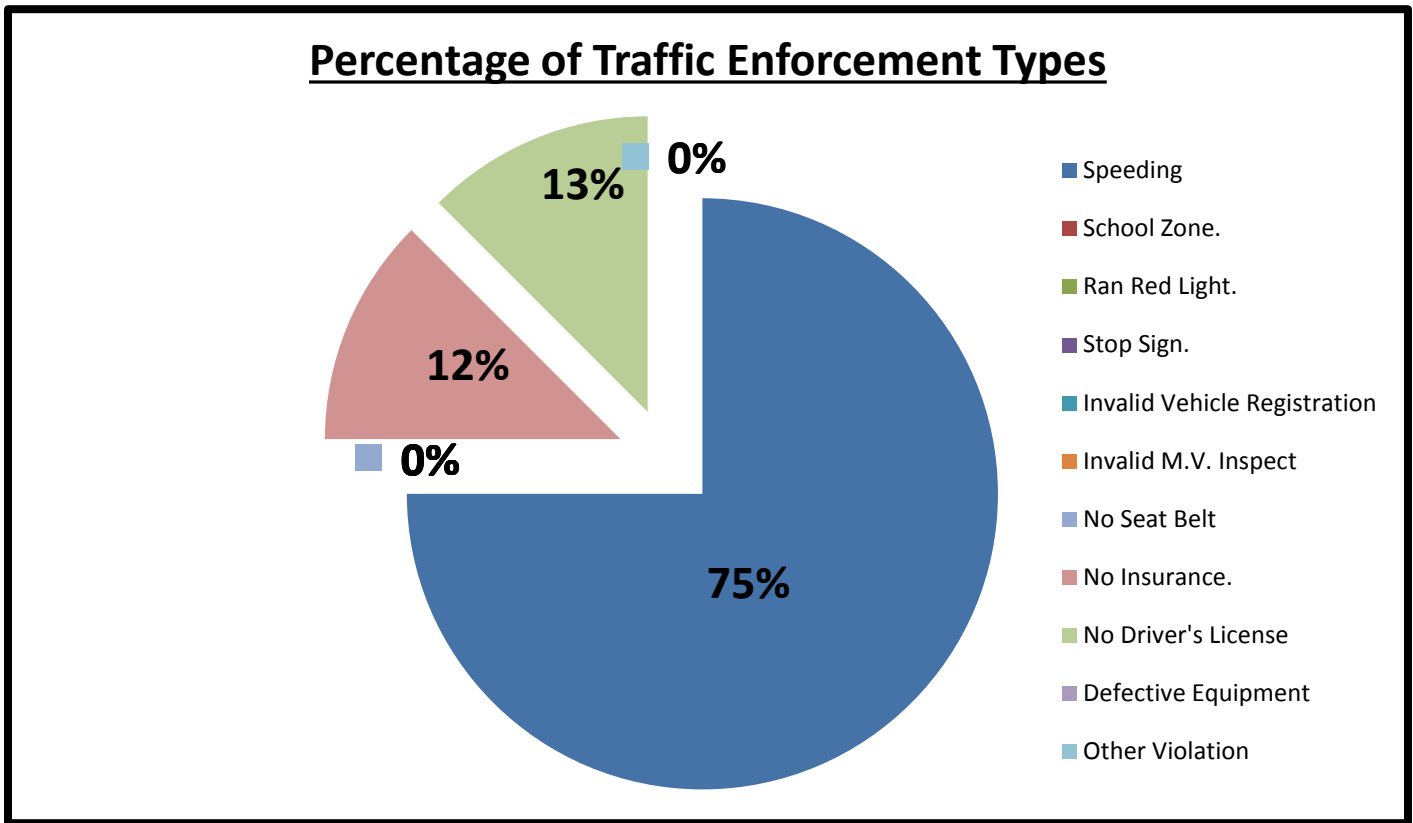
*	<i>Executed Warrants</i>	7S17	7S26	TOT	AVER	%
(A)	Felony Warrants	0	0	0	0.0	#DIV/0!
(B)	Misdemeanor Warrants	0	0	0	0.0	#DIV/0!
(C)	<i>Totals</i>	0	0	0	0.0	#DIV/0!

O. Traffic Law Enforcement Total:

013

*	<i>Traffic Enforcement</i>	7S17	7S26	TOT	AVER	%
A	Speeding	5	1	6	3.0	75%
B	School Zone.	0	0	0	0.0	0%
C	Ran Red Light.	0	0	0	0.0	0%
D	Stop Sign.	0	0	0	0.0	0%
E	Invalid Vehicle Registration	0	0	0	0.0	0%
F	Invalid M.V. Inspect	0	0	0	0.0	0%
G	No Seat Belt	0	0	0	0.0	0%
H	No Insurance.	0	1	1	0.5	13%
I	No Driver's License	0	1	1	0.5	13%
J	Defective Equipment	0	0	0	0.0	0%
K	Other Violation	0	0	0	0.0	0%
L	Written Warnings	0	0	0	0.0	0%
M	Verbal Warning	4	1	5	2.5	100%
N	Citation	5	3	8	4.0	62%
O	Total Violations	9	4	13	6.5	100%

P. Traffic Law Enforcement Total:



Q. Citations vs. Warnings Monthly Total:

013

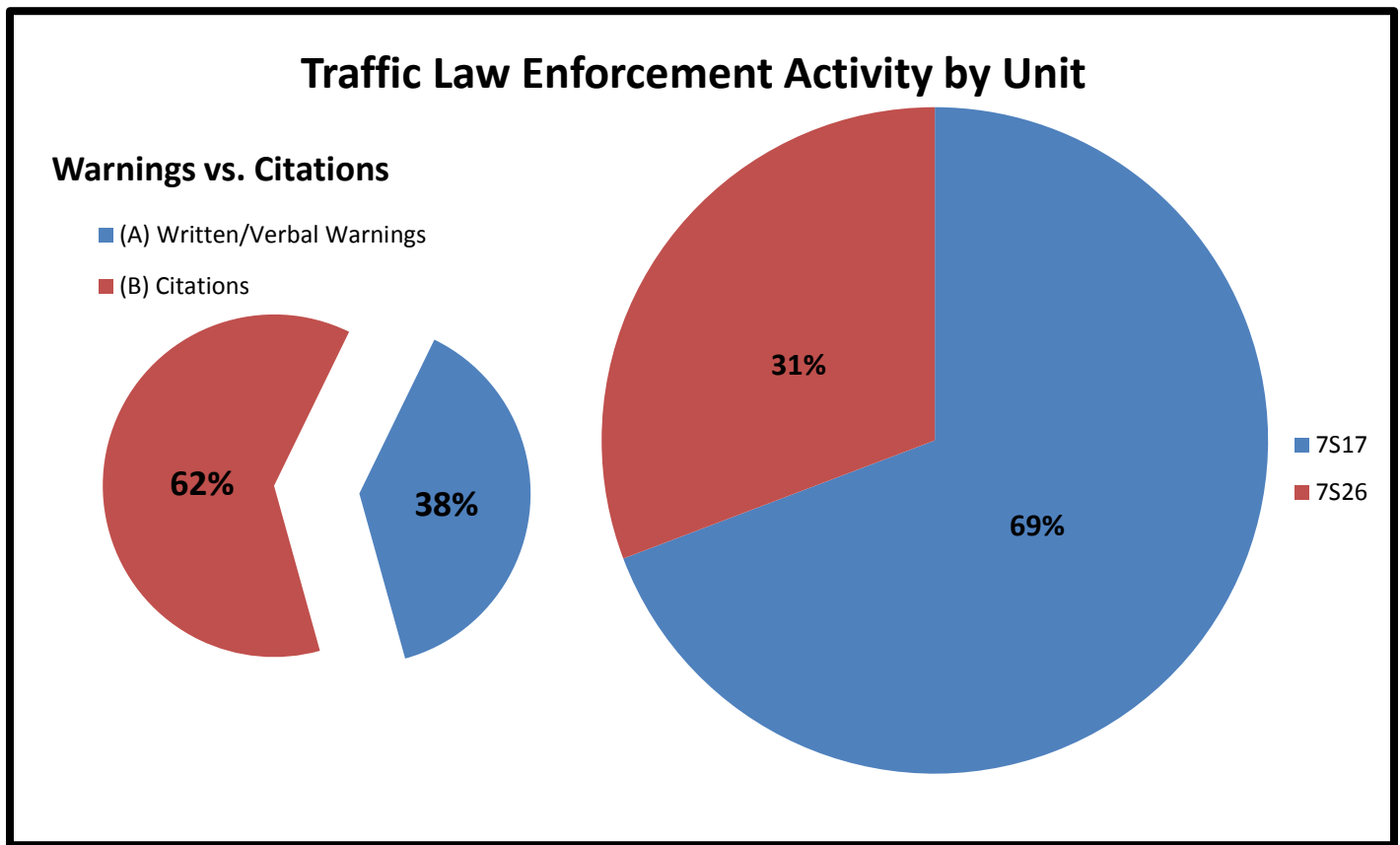
*	<i>Warnings vs. Citations</i>	7S17	7S26	TOT	AVER	%
(A)	Written/Verbal Warnings	4	1	5	2.5	38%
(B)	Citations	5	3	8	4.0	62%
(C)	<i>Totals</i>	9	4	13	6.5	100%

R. Sources of Calls for Service Monthly Total:

403

*	<i>Sources of Calls for Service</i>	7S17	7S26	TOT	AVER	%
(A)	On View	0	0	0	0.0	0%
(B)	Dispatched	3	3	6	3.0	1%
(C)	Self-Initiated	149	248	397	198.5	99%
(D)	<i>Totals</i>	152	251	403	201.5	100%

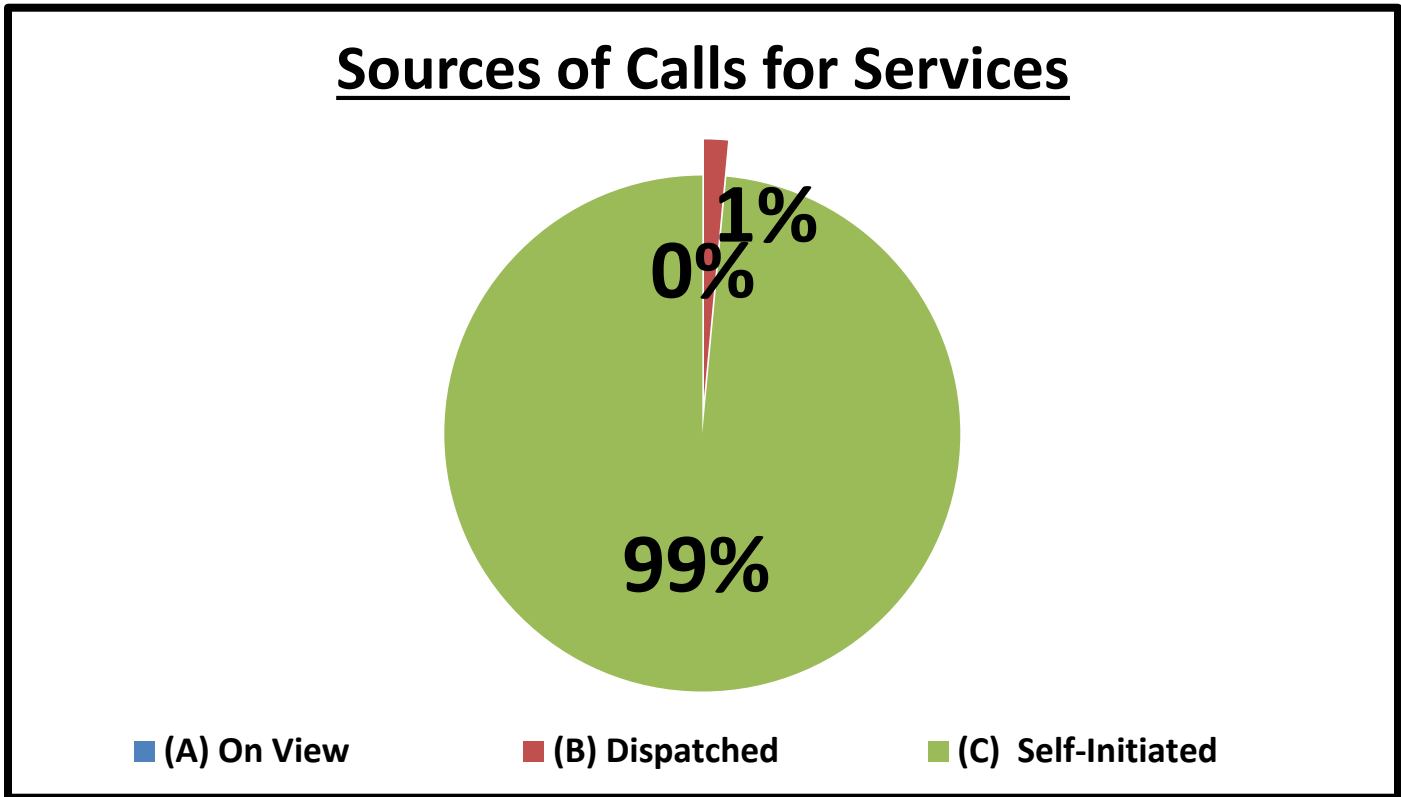
S. Sources of Calls for Service Percentages:



T. Sources of Calls for Service Percentages:

*	Sources of Calls for Service	7S17	7S26	TOT	AVER	%
(A)	On View	0%	0%	0%	0.0	0%
(B)	Dispatched	2%	1%	1%	0.0	1%
(C)	Self-Initiated	98%	99%	99%	0.5	99%
(D)	<i>Totals</i>	100%	100%	100%	0.5	100%

U. Sources of Calls for Service Percentages:



V. Free Reserve Personnel Time Utilized in Contract Monthly Total: 000

*	<i>Free Reserve Personnel Time</i>	7S17	7S26		TOT	AVER	%
(A)	<i>Totals</i>	0	0		0	0.0	#DIV/0!

W. Monthly Productivity Analysis Report (M.P.A.R.) - Executive Summary:

*	<i>Unit</i>	7S17	7S26		TOT	AVER
1	Patrol Activity	153	253		406	203.0
2	Security Checks	151	251		402	201.0
3	C.I.T. Interactions	0	0		0	0.0
4	Offense/Incident Reports	1	2		3	1.5
*	<i>Total Service Calls</i>	305	506		811	405.5
1	Criminal Arrests	0	0		0	0.0
2	Citations Issued	5	3		8	4.0
3	Written & Verbal Warnings	4	1		5	2.5
*	<i>Enforcement Service Calls</i>	9	4		13	6.5
*	<i>Total Hours</i>	160	160		320	160.0
1	Sick Time Used	0	24		24	12.0
2	Vacation Time Used	0	0		0	0.0
3	Training Time Used	0	0		0	0.0
4	Compensatory Time Used	0	8		8	4.0
*	<i>Hours Actually Worked</i>	160	128		288	144.0
*	<i>Unit Productivity Ratio</i>	2.0	4.0		2.9	2.9

X. Mileage Total:

1710

*	<i>Mileage</i>	7S17	7S26		TOT	AVER	%
(A)	<i>Totals</i>	865	845		1710	855.0	421%

Y. Patrol Alert Submission Report:

*	<i>Received</i>				<i>Subject</i>
00x	<i>Date</i>	<i>Time</i>	<i>Code</i>	<i>Location</i>	
A.					

Z. Incident Summaries:

01.	SEPTEMBER 11, 2018	1200 HOURS	THEFT ARREST			DEPUTY M. RODRIGUEZ	
	DAYSHIFT:	4700 W BELLFORT	BBVW	"M"	HC:	1809-00061	
<p>On September 11, 2018, a Tuesday, at approximately 1200 hours, while on patrol in the "Braeburn Valley West Contract" Deputy M. Rodriguez was performing routine patrol and law enforcement services when I, (Deputy M. Rodriguez) was Dispatched regarding a Suspicious Person. Deputy made contact with Reportee. The Suspect was found to be Shoplifting. Deputy Rodriguez collected all pertinent information and provided a case card/number. One subject in custody for Theft. The patrol activity type is "PAT=U".</p>							

02.	SEPTEMBER 14, 2018	1900 HOURS	BURGLARY HABITATION			DEPUTY T. JOHNSON	
	NIGHTSHIFT:	10800 SILKWOOD DR	BBVW	"F"	HC:	1809-00083	
<p>On September 14, 2018, a Friday, at approximately 1900 hours, while on patrol in the Braeburn Valley Contract, I took primary on a burglary of Habitation at 10800 Silkwood Dr. No latent fingerprints were lifted from this scene. No suspect identified at this time. Case Closed due to civil issue. The patrol activity type is "PAT=T".</p>							

03.	SEPTEMBER 22, 2018	2100 HOURS	ACCIDENT-FSGI			DEPUTY T. JOHNSON	
	NIGHTSHIFT:	10700 KITTY BROOK DR	BBVW	"F"	HC:	1809-00143	
<p>On September 22, 2018, a Saturday, at approximately 2100 hours, while on patrol in the Braeburn Valley Contract, I took primary on a FSGI at 10700 Kitty brook Dr. No suspect identified at this time. Case Closed. The patrol activity type is "PAT=Y/Q".</p>							

Sergeant Jon Meek

Sergeant Jon Meek
 Neighborhood Patrol Division, First Line Supervisor
 Harris County Constable's Office of Precinct 713-643-6602