



**MAY WALKER**, CONSTABLE  
PRECINCT SEVEN  
HARRIS COUNTY, TEXAS

MAIN OFFICE  
5300 Griggs Road  
Houston, Texas 77021  
PHONE (713) 643-6602  
FAX (713) 643-3401

**Date: November 19, 2018**

From: Sergeant Jon Meek  
Neighborhood Patrol Division, First Line Supervisor  
Harris County Constable's Office of Precinct "7"

To: Property Owners Association  
Board of Directors & Management Company

Subject: October Monthly Productivity Analysis Report  
Enclosure: **MPAR – October 2018**  
Distribution: Executive Command Staff & Board of Directors & Management Company

The purpose of this "**Monthly Productivity Analysis Report**" (M.P.A.R.) is to provide the executive command staff with the appropriate data to analyze the productivity of assigned personnel and their shifts' activities to allow for the validation of individual and divisional performance evaluations. With regard to the specific contents of the report, there are 18 distinctive component parts of this report. These components are enumerated below:

- |  |   |
|--|---|
| 01. Patrol Activity Details                | 10. Traffic Enforcement Report                |
| 02. Patrol Activity Analytical Summary     | 11. Trends & Percentages of Traffic           |
| 03. Patrol Activity Percentages & Trends   | 12. Citation & Warning Issuance Review        |
| 04. Security Checks Report                 | 13. Call for Service Report ( <i>C.F.S.</i> ) |
| 05. Security Checks Percentages & Trends   | 14. Trends & Percentages for <i>C.F.S.</i>    |
| 06. Crisis Intervention Disposition Report | 15. Overtime Report (service at no Cost)      |
| 07. Offense/Incident Generation Report     | 16. Reserve Deputy Use (at no Cost)           |
| 08. Criminal Arrest Types Report           | 17. Incident Summarization                    |
| 09. Warrant Execution Report               | 18. Hotspot Report Data Review                |

A cursory analysis of the statistical data from this report should be demonstrative of the quality of performance of this agency in realizing the contractual obligations and the overall achievement of the goals and objectives of this Agency and the Contract Division.

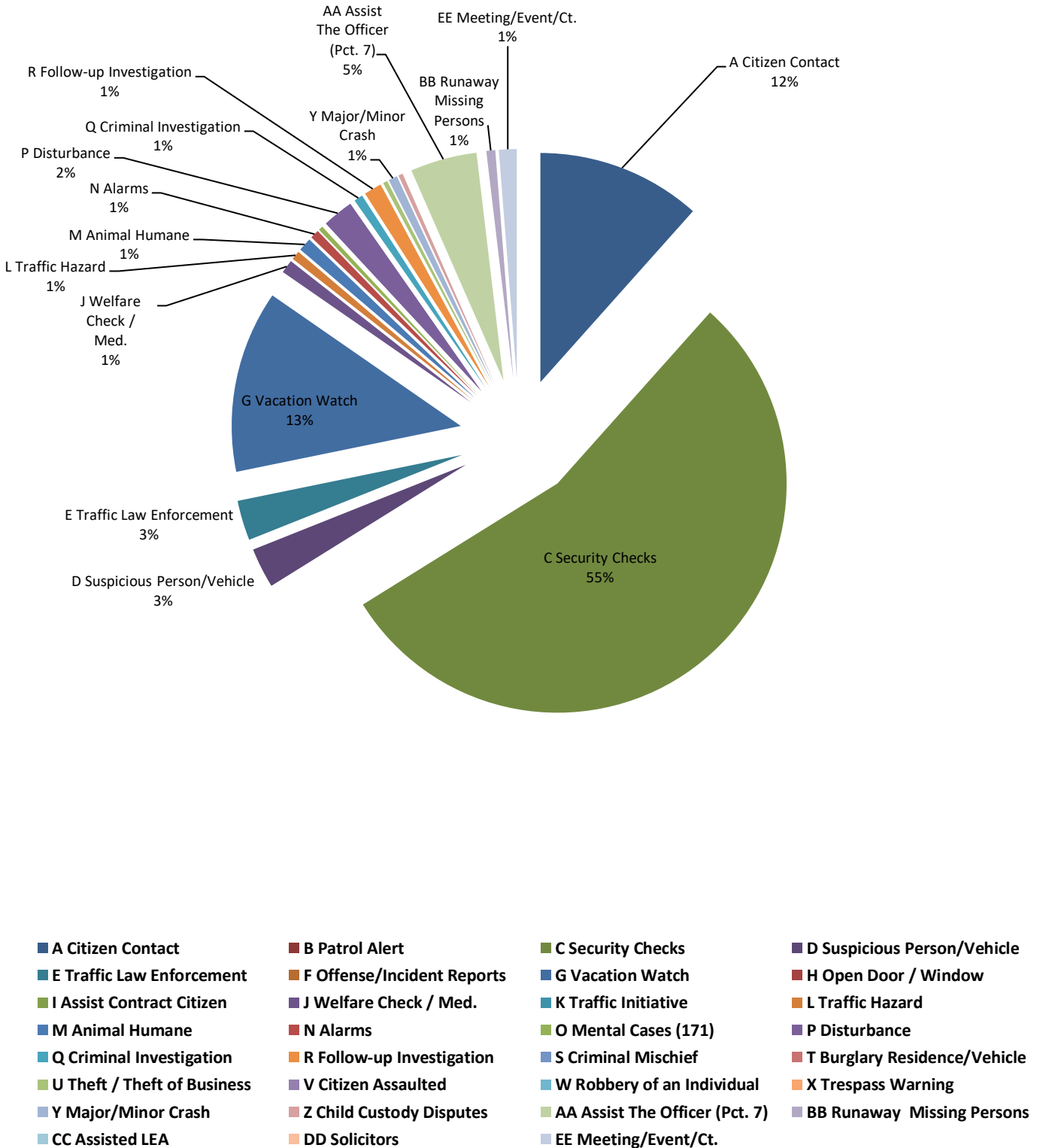
# A. Patrol Activity Monthly Total:

0319

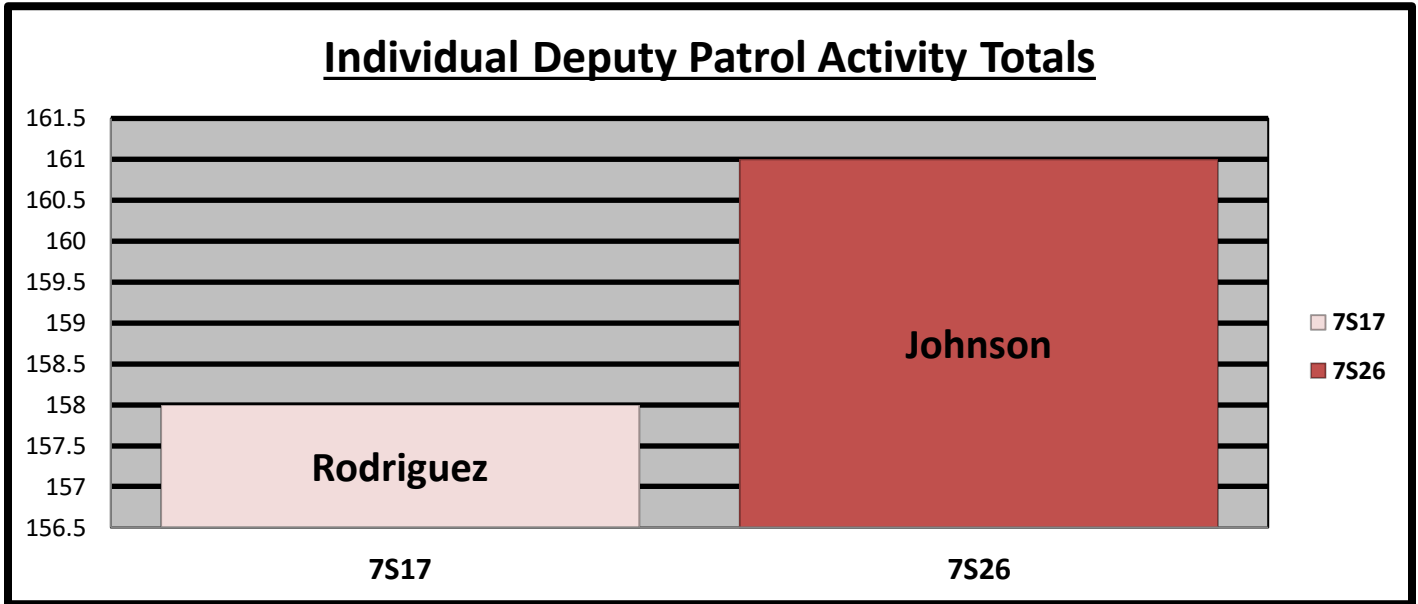
*	Patrol Activity Types	7S17	7S26	TOT	AVER	%
A	Citizen Contact	35	2	37	18.5	12%
B	Patrol Alert	0	0	0	0.0	0%
C	Security Checks	77	97	174	87.0	55%
D	Suspicious Person/Vehicle	4	5	9	4.5	3%
E	Traffic Law Enforcement	3	6	9	4.5	3%
F	Offense/Incident Reports	0	0	0	0.0	0%
G	Vacation Watch	7	34	41	20.5	13%
H	Open Door / Window	0	0	0	0.0	0%
I	Assist Contract Citizen	0	0	0	0.0	0%
J	Welfare Check / Med.	3	0	3	1.5	1%
K	Traffic Initiative	0	0	0	0.0	0%
L	Traffic Hazard	2	0	2	1.0	1%
M	Animal Humane	1	2	3	1.5	1%
N	Alarms	2	0	2	1.0	1%
O	Mental Cases (171)	0	1	1	0.5	0%
P	Disturbance	1	6	7	3.5	2%
Q	Criminal Investigation	2	0	2	1.0	1%
R	Follow-up Investigation	4	0	4	2.0	1%
S	Criminal Mischief	0	0	0	0.0	0%
T	Burglary Residence/Vehicle	0	0	0	0.0	0%
U	Theft / Theft of Business	0	1	1	0.5	0%
V	Citizen Assaulted	0	0	0	0.0	0%
W	Robbery of an Individual	0	0	0	0.0	0%
X	Trespass Warning	0	0	0	0.0	0%
Y	Major/Minor Crash	0	2	2	1.0	1%
Z	Child Custody Disputes	0	1	1	0.5	0%
AA	Assist The Officer (Pct. 7)	15	0	15	7.5	5%
BB	Runaway Missing Persons	0	2	2	1.0	1%
CC	Assisted LEA	0	0	0	0.0	0%
DD	Solicitors	0	0	0	0.0	0%
EE	Meeting/Event/Ct.	2	2	4	2.0	1%
*	<b>MONTH TOTALS</b>	<b>158</b>	<b>161</b>	<b>319</b>	<b>159.5</b>	<b>100%</b>

# A1. Patrol Activity Percentage:

## Percentage of Patrol Activity



**B. Patrol Activity by Braeburn Valley West Personnel:**

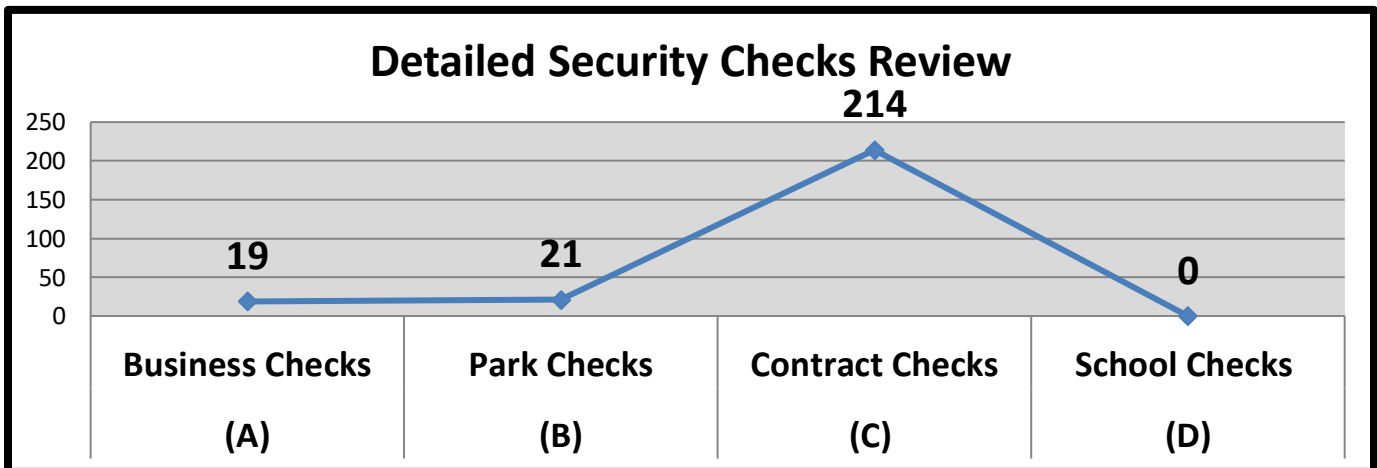


**C. Security Checks Monthly Total:**

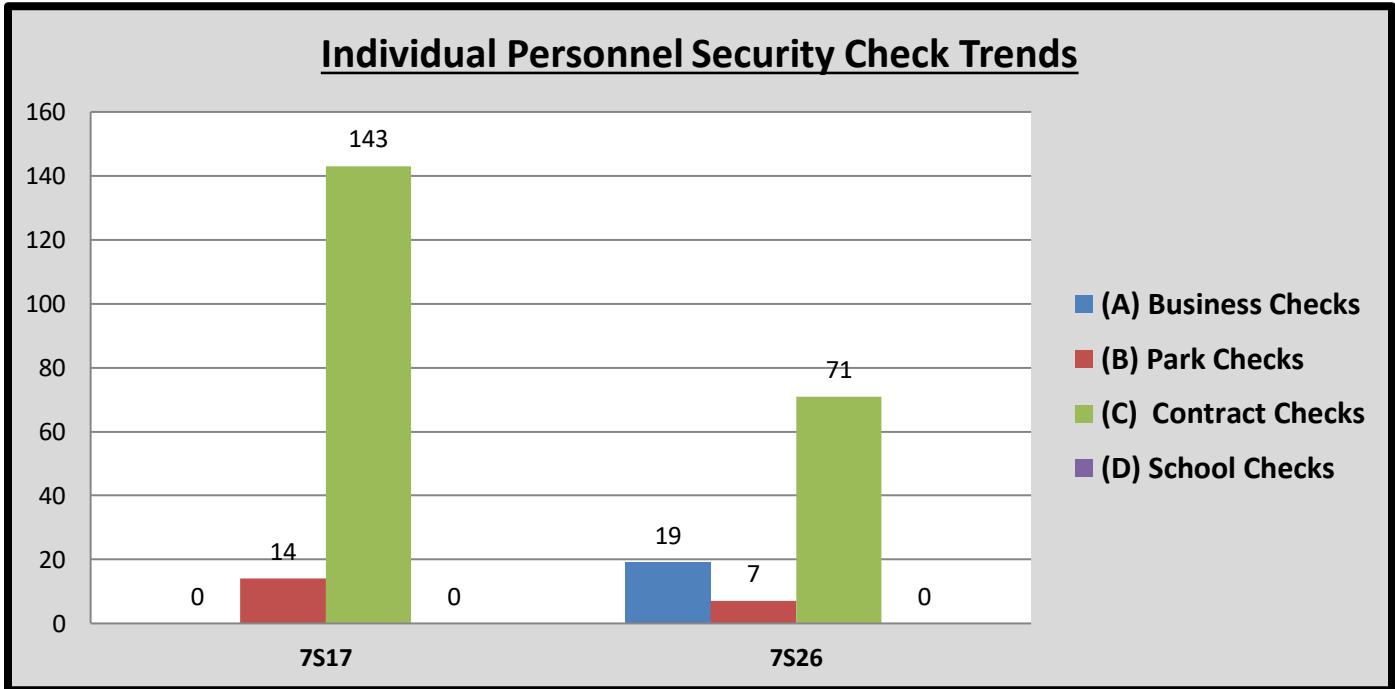
**0254**

*	Security Checks	7S17	7S26	TOT	AVER	%
(A)	Business Checks	0	19	19	9.5	7%
(B)	Park Checks	14	7	21	10.5	8%
(C)	Contract Checks	143	71	214	107.0	84%
(D)	Plaza Checks	0	0	0	0.0	0%
(E)	<i>Totals</i>	157	97	254	127.0	100%

**D. Detailed Security Checks Monthly:**



### E. Individual Personnel Security Check Trends:



### F. CIT/MHO Dispositions Monthly Total:

**000**

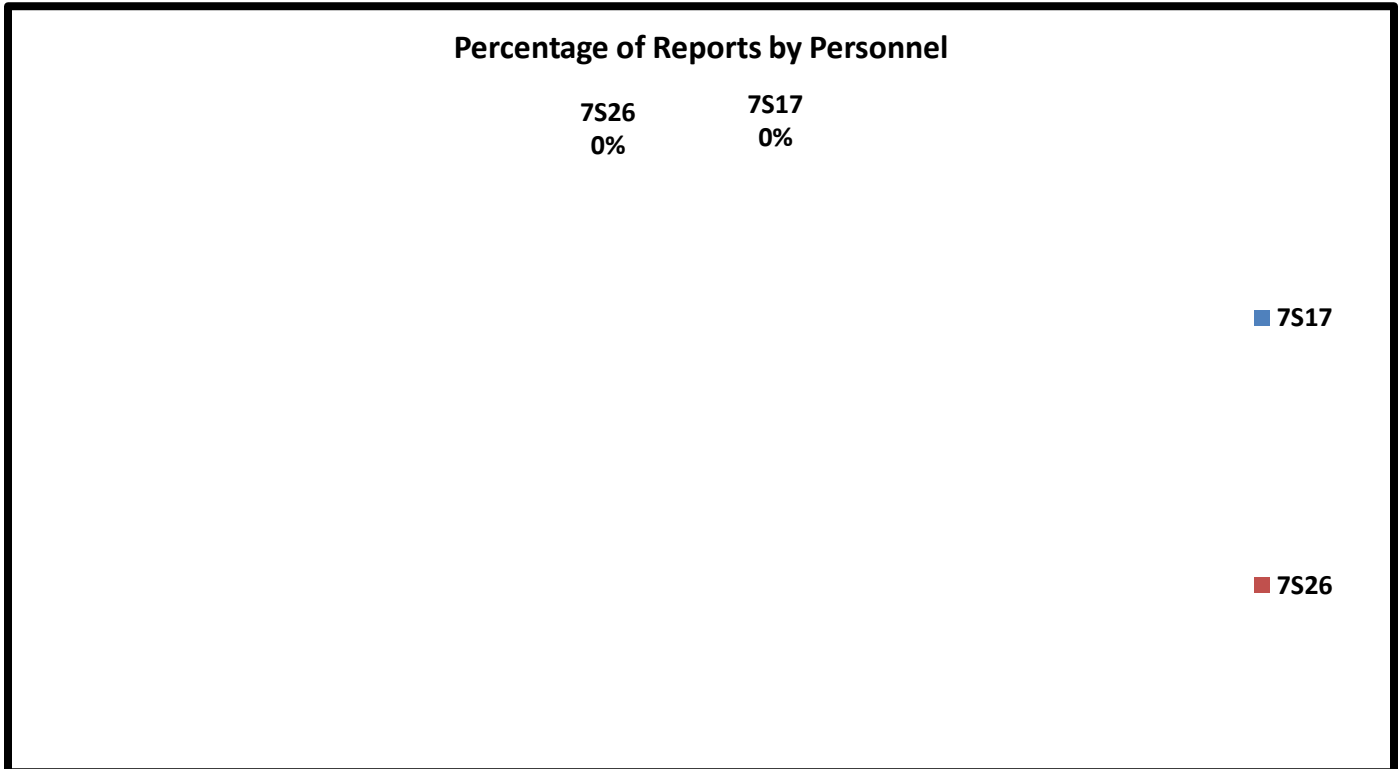
*	C.I.T. Dispositions	7S17	7S26	TOT	AVER	%
(A)	CIT/MHO Outside Referral	0	0	0	0.0	#DIV/0!
(B)	CIT/MHO Transport	0	0	0	0.0	#DIV/0!
(C)	CIT/MHO CIT Contact	0	0	0	0.0	#DIV/0!
(D)	CIT/MHO Arrest	0	0	0	0.0	#DIV/0!
(E)	<i>Totals</i>	0	0	0	0.0	#DIV/0!

### G. Offense/Incident Reports Monthly Total:

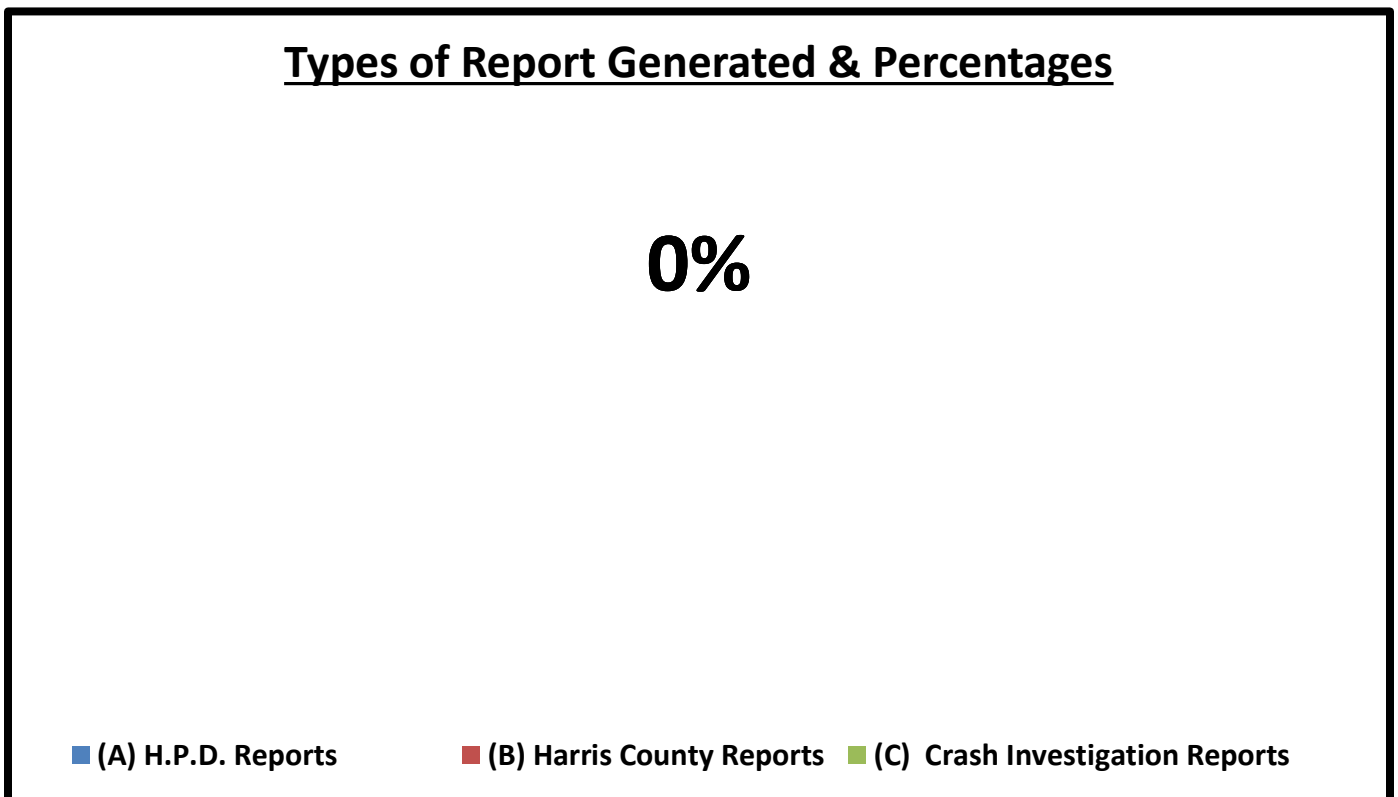
**000**

*	Offense/Incident Reports	7S17	7S26	TOT	AVER	%
(A)	H.P.D. Reports	0	0	0	0.0	#DIV/0!
(B)	Harris County Reports	0	0	0	0.0	#DIV/0!
(C)	Crash Investigation Reports	0	0	0	0.0	#DIV/0!
(D)	<i>Totals</i>	0	0	0	0.0	#DIV/0!

## H. Report Generation Percentages:



## I. Percentages:

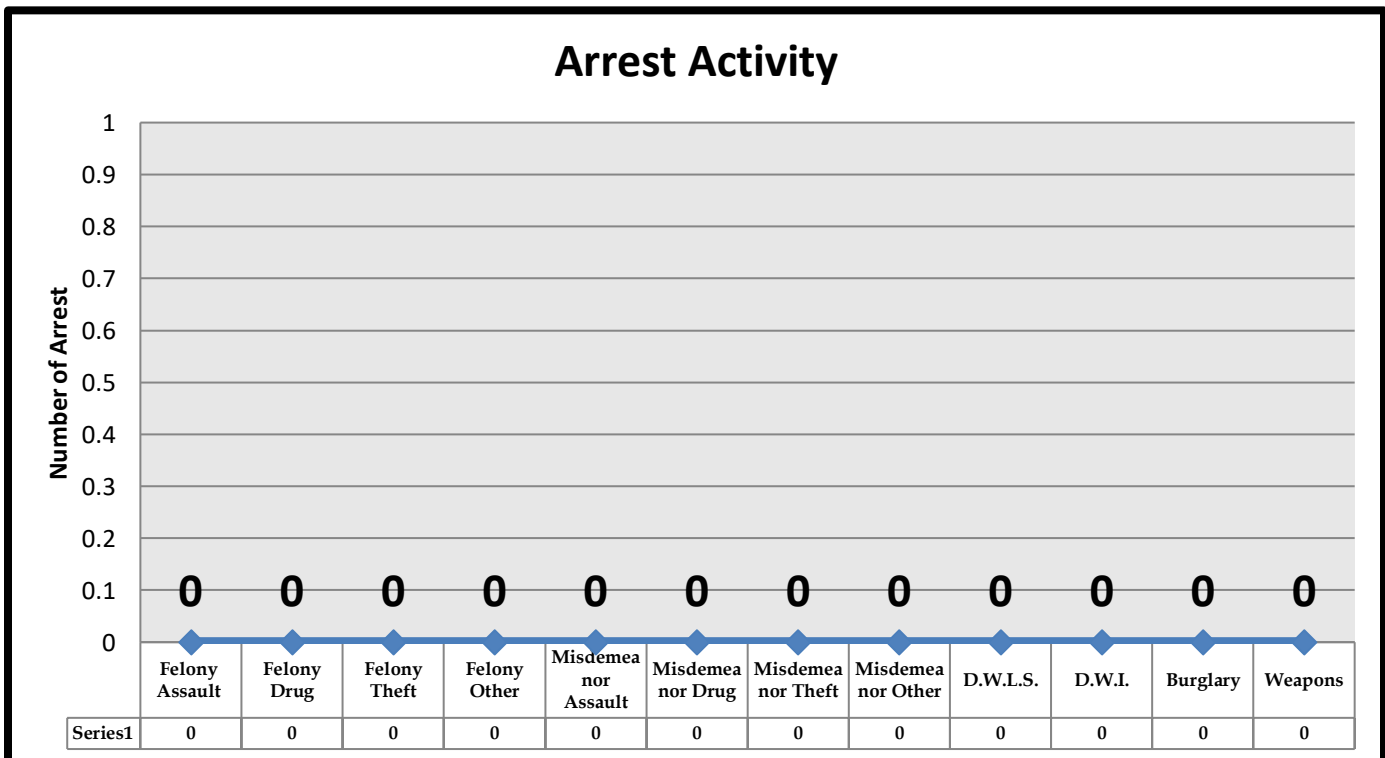


**J. Types of Criminal Arrests Monthly Total:**

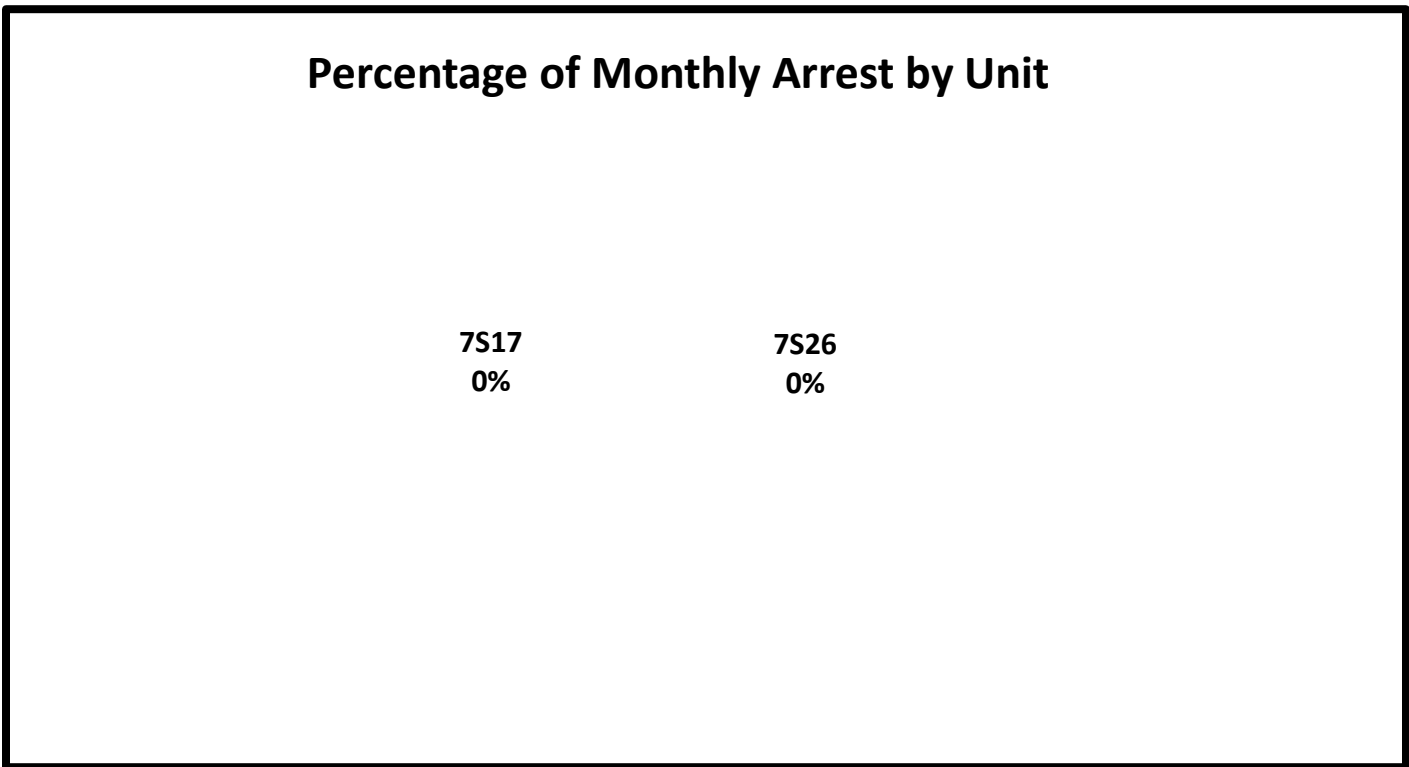
**000**

*	Types of Criminal Arrests	7S17	7S26	TOT	AVER	%
A	Felony Assault	0	0	0	0.0	#DIV/0!
B	Felony Drug	0	0	0	0.0	#DIV/0!
C	Felony Theft	0	0	0	0.0	#DIV/0!
D	Felony Other	0	0	0	0.0	#DIV/0!
E	Misdemeanor Assault	0	0	0	0.0	#DIV/0!
F	Misdemeanor Drug	0	0	0	0.0	#DIV/0!
G	Misdemeanor Theft	0	0	0	0.0	#DIV/0!
H	Misdemeanor Other	0	0	0	0.0	#DIV/0!
I	D.W.L.S.	0	0	0	0.0	#DIV/0!
J	D.W.I.	0	0	0	0.0	#DIV/0!
K	Burglary	0	0	0	0.0	#DIV/0!
L	Weapons	0	0	0	0.0	#DIV/0!
M	Totals	0	0	0	0.0	#DIV/0!


**K. Types of Criminal Arrests Monthly Total:**



**L. Types of Criminal Arrests Monthly Total:**



**M. Types of Criminal Arrests Monthly Total:**





**N. Executed Warrant Monthly Total:**

**000**

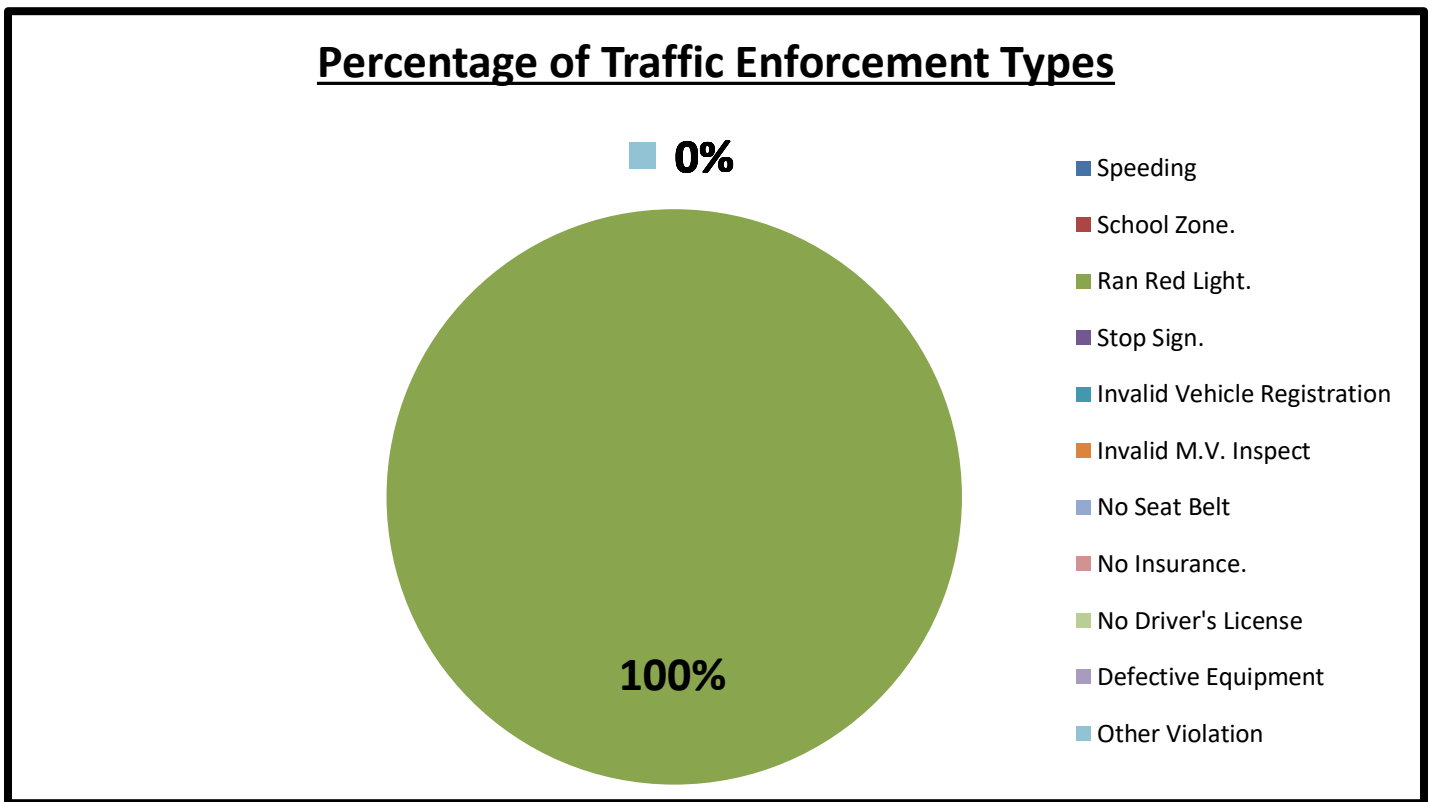
*	Executed Warrants	7S17	7S26	TOT	AVER	%
(A)	Felony Warrants	0	0	0	0.0	#DIV/0!
(B)	Misdemeanor Warrants	0	0	0	0.0	#DIV/0!
(C)	Totals	0	0	0	0.0	#DIV/0!

**O. Traffic Law Enforcement Total:**

**009**

*	Traffic Enforcement	7S17	7S26	TOT	AVER	%
A	Speeding	0	0	0	0.0	0%
B	School Zone.	0	0	0	0.0	0%
C	Ran Red Light.	1	0	1	0.5	100%
D	Stop Sign.	0	0	0	0.0	0%
E	Invalid Vehicle Registration	0	0	0	0.0	0%
F	Invalid M.V. Inspect	0	0	0	0.0	0%
G	No Seat Belt	0	0	0	0.0	0%
H	No Insurance.	0	0	0	0.0	0%
I	No Driver's License	0	0	0	0.0	0%
J	Defective Equipment	0	0	0	0.0	0%
K	Other Violation	0	0	0	0.0	0%
L	Written Warnings	0	0	0	0.0	0%
M	Verbal Warning	2	6	8	4.0	100%
N	Citation	1	0	1	0.5	11%
O	Total Violations	3	6	9	4.5	100%

**P. Traffic Law Enforcement Total:**



**Q. Citations vs. Warnings Monthly Total:**

**009**

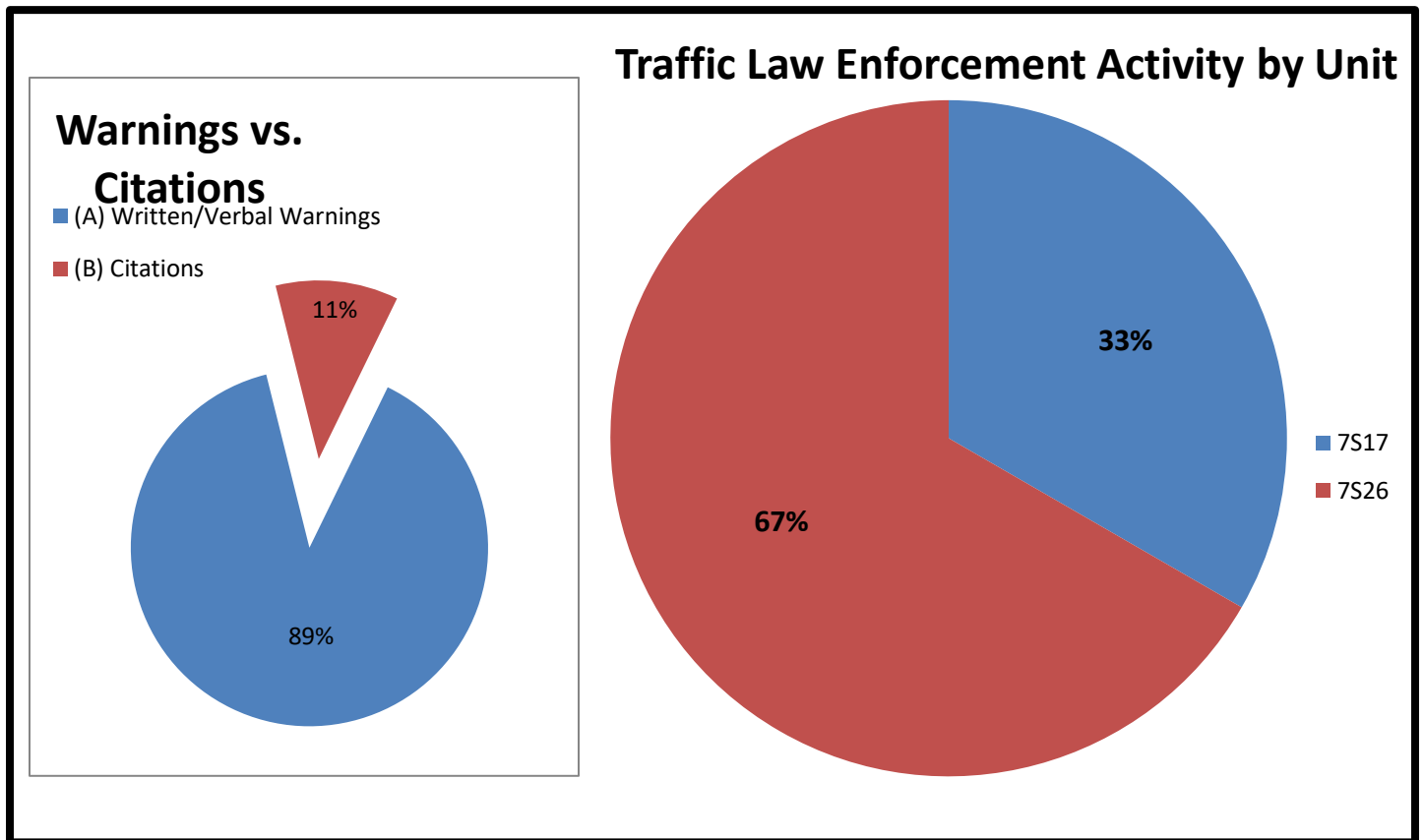
*	<i>Warnings vs. Citations</i>	7S17	7S26		TOT	AVER	%	
(A)	Written/Verbal Warnings	2	6			8	4.0	89%
(B)	Citations	1	0			1	0.5	11%
(C)	<i>Totals</i>	3	6			9	4.5	100%

**R. Sources of Calls for Service Monthly Total:**

**319**

*	<i>Sources of Calls for Service</i>	7S17	7S26		TOT	AVER	%	
(A)	On View	0	0			0	0.0	0%
(B)	Dispatched	15	11			26	13.0	8%
(C)	Self-Initiated	143	150			293	146.5	92%
(D)	<i>Totals</i>	158	161		319	159.5	100%	

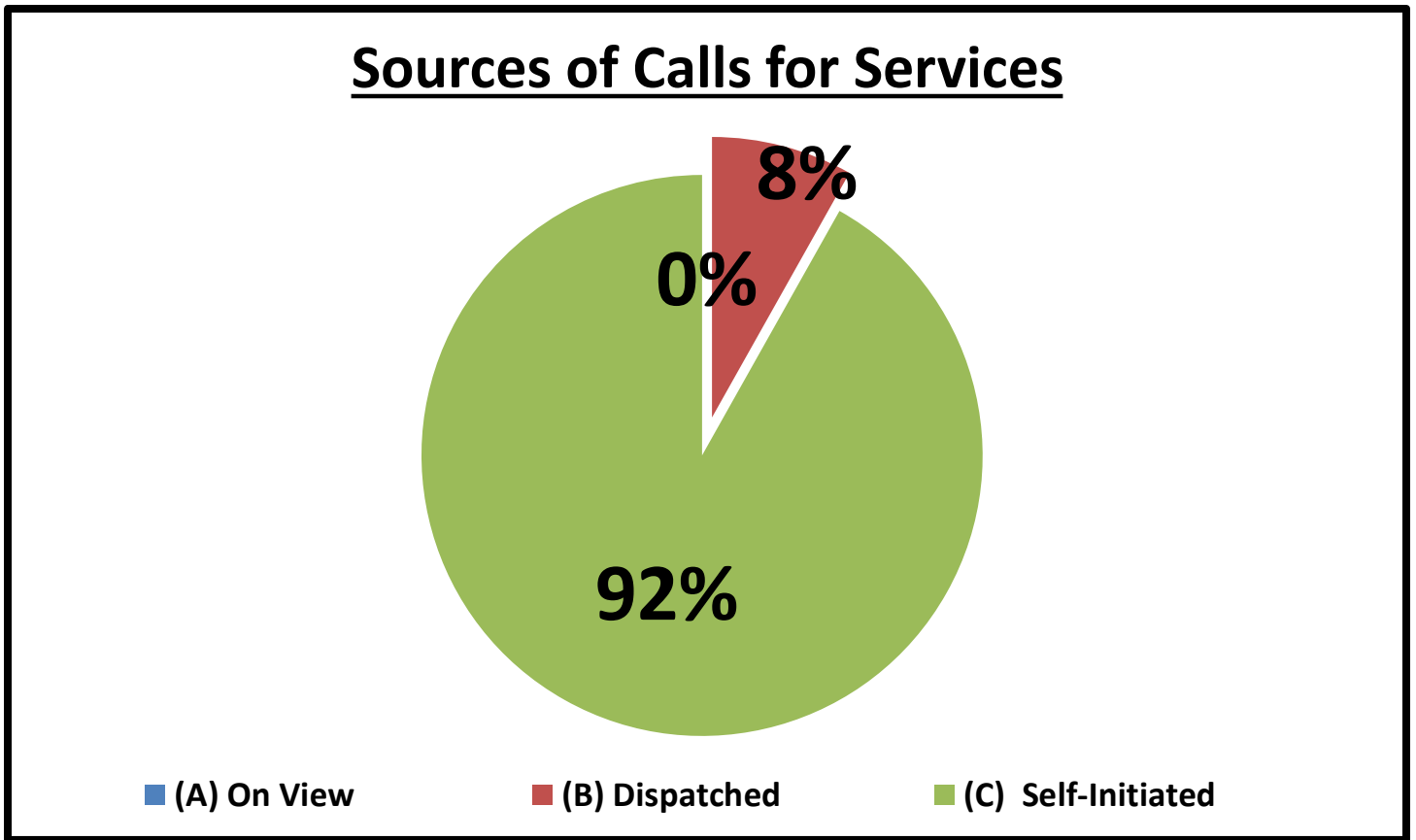
## S. Sources of Calls for Service Percentages:



## T. Sources of Calls for Service Percentages:

*	<i>Sources of Calls for Service</i>	7S17	7S26		TOT	AVER	%
(A)	On View	0%	0%		0%	0.0	0%
(B)	Dispatched	9%	7%		8%	0.0	8%
(C)	Self-Initiated	91%	93%		92%	0.5	92%
(D)	<i>Totals</i>	100%	100%		100%	0.5	100%

U. Sources of Calls for Service Percentages:



V. Free Reserve Personnel Time Utilized in Contract Monthly Total: 008

*	<i>Free Reserve Personnel Time</i>	7S17	7S26		TOT	AVER	%
(A)	<i>Totals</i>	8	0		8	4.0	100%

**W. Monthly Productivity Analysis Report (M.P.A.R.) - Executive Summary:**

*	Unit	7S17	7S26		TOT	AVER
1	Patrol Activity	158	161		319	159.5
2	Security Checks	157	97		254	127.0
3	C.I.T. Interactions	0	0		0	0.0
4	Offense/Incident Reports	0	0		0	0.0
*	<i>Total Service Calls</i>	315	258		573	286.5
1	Criminal Arrests	0	0		0	0.0
2	Citations Issued	1	0		1	0.5
3	Written & Verbal Warnings	2	6		8	4.0
*	<i>Enforcement Service Calls</i>	3	6		9	4.5
*	<i>Total Hours</i>	160	160		320	160.0
1	Sick Time Used	0	0		0	0.0
2	Vacation Time Used	0	0		0	0.0
3	Training Time Used	0	0		0	0.0
4	Compensatory Time Used	0	0		0	0.0
*	<i>Hours Actually Worked</i>	160	160		320	160.0
*	<i>Unit Productivity Ratio</i>	2.0	1.7		1.8	1.8

**X. Mileage Total:**

**1655**

*	Mileage	7S17	7S26		TOT	AVER	%
(A)	<i>Totals</i>	955	700		1655	827.5	519%

**Y. Patrol Alert Submission Report:**

*	<i>Received</i>				<i>Subject</i>
00x	<i>Date</i>	<i>Time</i>	<i>Code</i>	<i>Location</i>	
A.					

## **Z. Incident Summaries:**

***Sergeant Jon Meek***

Sergeant Jon Meek  
Neighborhood Patrol Division, First Line Supervisor  
Harris County Constable's Office of Precinct 713-643-6602