



MAY WALKER, CONSTABLE
PRECINCT SEVEN
HARRIS COUNTY, TEXAS

MAIN OFFICE
5300 Griggs Road
Houston, Texas 77021
PHONE (713) 643-6602
FAX (713) 643-3401

Date: August 9, 2020

From: Sergeant Jon Meek
Neighborhood Patrol Division, First Line Supervisor
Harris County Constable's Office of Precinct "7"

To: Property Owners Association
Board of Directors & Management Company

Subject: July Monthly Productivity Analysis Report
Enclosure: **MPAR – July 2020**
Distribution: Executive Command Staff & Board of Directors & Management Company

The purpose of this "**Monthly Productivity Analysis Report**" (M.P.A.R.) is to provide the executive command staff with the appropriate data to analyze the productivity of assigned personnel and their shifts' activities to allow for the validation of individual and divisional performance evaluations. With regard to the specific contents of the report, there are 18 distinctive component parts of this report. These components are enumerated below:

- | | |
|--|---|
| 01. Patrol Activity Details | 10. Traffic Enforcement Report |
| 02. Patrol Activity Analytical Summary | 11. Trends & Percentages of Traffic |
| 03. Patrol Activity Percentages & Trends | 12. Citation & Warning Issuance Review |
| 04. Security Checks Report | 13. Call for Service Report (<i>C.F.S.</i>) |
| 05. Security Checks Percentages & Trends | 14. Trends & Percentages for <i>C.F.S.</i> |
| 06. Crisis Intervention Disposition Report | 15. Overtime Report (service at no Cost) |
| 07. Offense/Incident Generation Report | 16. Reserve Deputy Use (at no Cost) |
| 08. Criminal Arrest Types Report | 17. Incident Summarization |
| 09. Warrant Execution Report | 18. Hotspot Report Data Review |

A cursory analysis of the statistical data from this report should be demonstrative of the quality of performance of this agency in realizing the contractual obligations and the overall achievement of the goals and objectives of this Agency and the Contract Division.

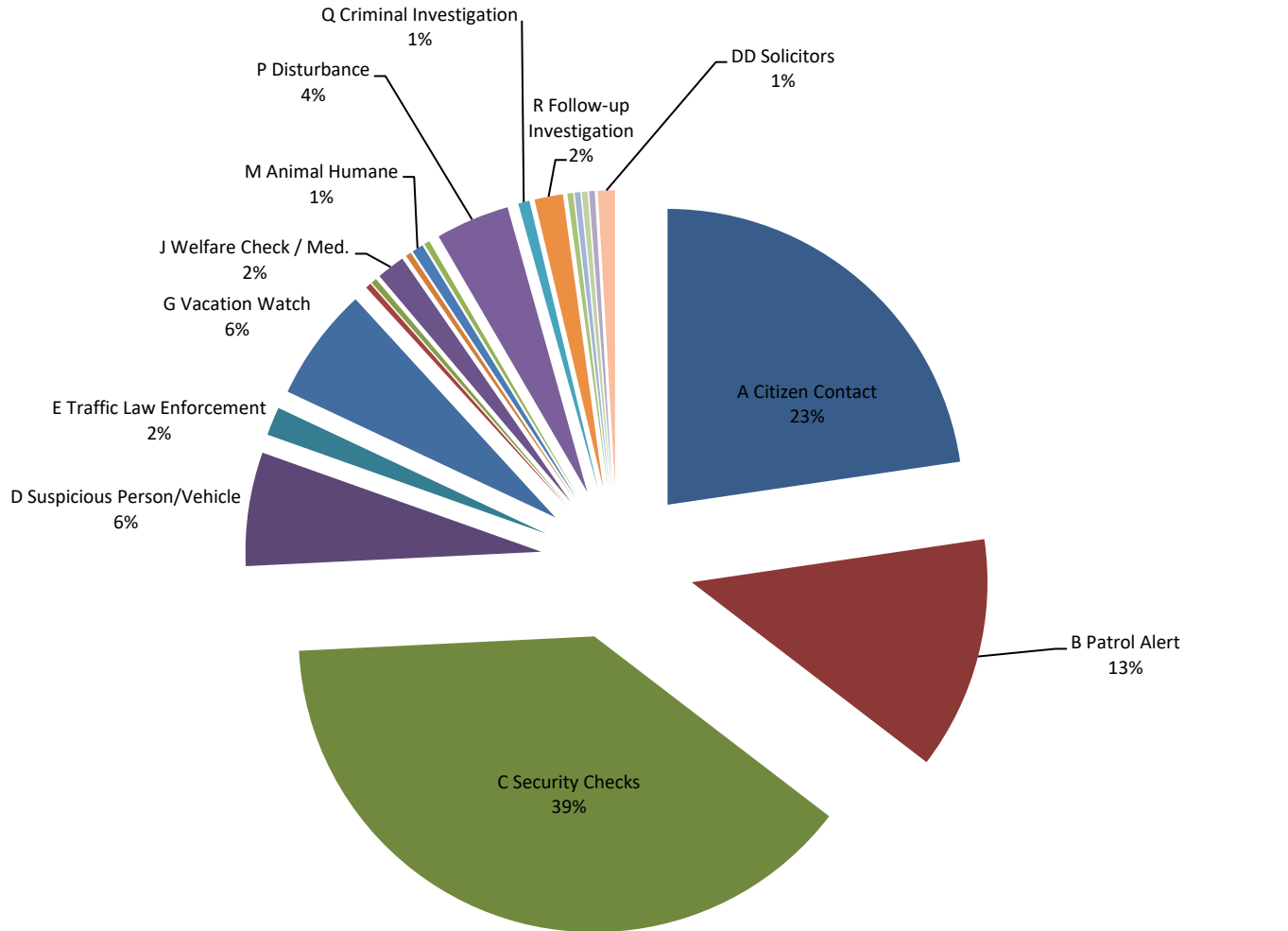
A. Patrol Activity Monthly Total:

0322

*	Patrol Activity Types	7S17	7S26	TOT	AVER	%
A	Citizen Contact	34	39	73	36.5	23%
B	Patrol Alert	5	36	41	20.5	13%
C	Security Checks	38	87	125	62.5	39%
D	Suspicious Person/Vehicle	5	15	20	10.0	6%
E	Traffic Law Enforcement	2	3	5	2.5	2%
F	Offense/Incident Reports	0	0	0	0.0	0%
G	Vacation Watch	3	17	20	10.0	6%
H	Open Door / Window	0	1	1	0.5	0%
I	Assist Contract Citizen	0	1	1	0.5	0%
J	Welfare Check / Med.	4	1	5	2.5	2%
K	Traffic Initiative	0	0	0	0.0	0%
L	Traffic Hazard	0	1	1	0.5	0%
M	Animal Humane	0	2	2	1.0	1%
N	Alarms	0	0	0	0.0	0%
O	Mental Cases (171)	0	1	1	0.5	0%
P	Disturbance	4	9	13	6.5	4%
Q	Criminal Investigation	2	0	2	1.0	1%
R	Follow-up Investigation	0	5	5	2.5	2%
S	Criminal Mischief	0	0	0	0.0	0%
T	Burglary Residence/Vehicle	0	0	0	0.0	0%
U	Theft / Theft of Business	0	1	1	0.5	0%
V	Citizen Assaulted	0	0	0	0.0	0%
W	Robbery of an Individual	0	0	0	0.0	0%
X	Trespass Warning	0	0	0	0.0	0%
Y	Major/Minor Crash	1	0	1	0.5	0%
Z	Child Custody Disputes	0	0	0	0.0	0%
AA	Assist The Officer (Pct. 7)	1	0	1	0.5	0%
BB	Runaway Missing Persons	0	1	1	0.5	0%
CC	Assisted LEA	0	0	0	0.0	0%
DD	Solicitors	2	1	3	1.5	1%
EE	Meeting/Event/Ct.	0	0	0	0.0	0%
*	MONTH TOTALS	101	221	322	161.0	100%

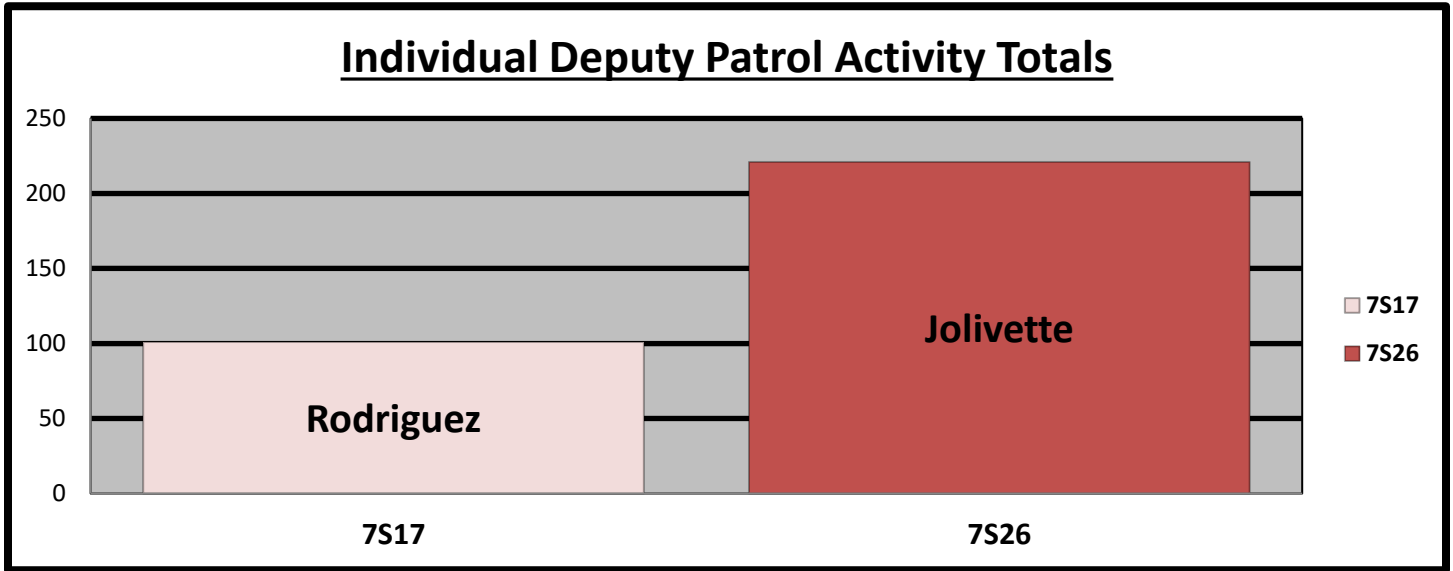
A1. Patrol Activity Percentage:

Percentage of Patrol Activity



- | | | | |
|-------------------------------|------------------------------|----------------------------------|--------------------------------|
| ■ A Citizen Contact | ■ B Patrol Alert | ■ C Security Checks | ■ D Suspicious Person/Vehicle |
| ■ E Traffic Law Enforcement | ■ F Offense/Incident Reports | ■ G Vacation Watch | ■ H Open Door / Window |
| ■ I Assist Contract Citizen | ■ J Welfare Check / Med. | ■ K Traffic Initiative | ■ L Traffic Hazard |
| ■ M Animal Humane | ■ N Alarms | ■ O Mental Cases (171) | ■ P Disturbance |
| ■ Q Criminal Investigation | ■ R Follow-up Investigation | ■ S Criminal Mischief | ■ T Burglary Residence/Vehicle |
| ■ U Theft / Theft of Business | ■ V Citizen Assaulted | ■ W Robbery of an Individual | ■ X Trespass Warning |
| ■ Y Major/Minor Crash | ■ Z Child Custody Disputes | ■ AA Assist The Officer (Pct. 7) | ■ BB Runaway Missing Persons |
| ■ CC Assisted LEA | ■ DD Solicitors | ■ EE Meeting/Event/Ct. | |

B. Patrol Activity by Braeburn Valley West Personnel:

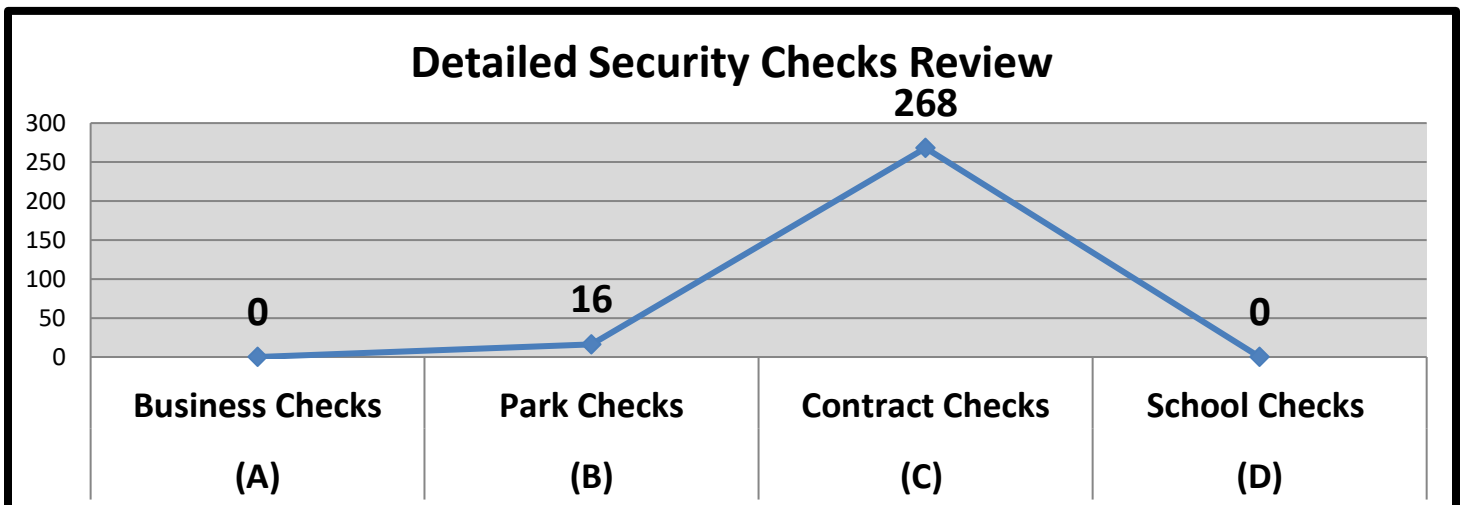


C. Security Checks Monthly Total:

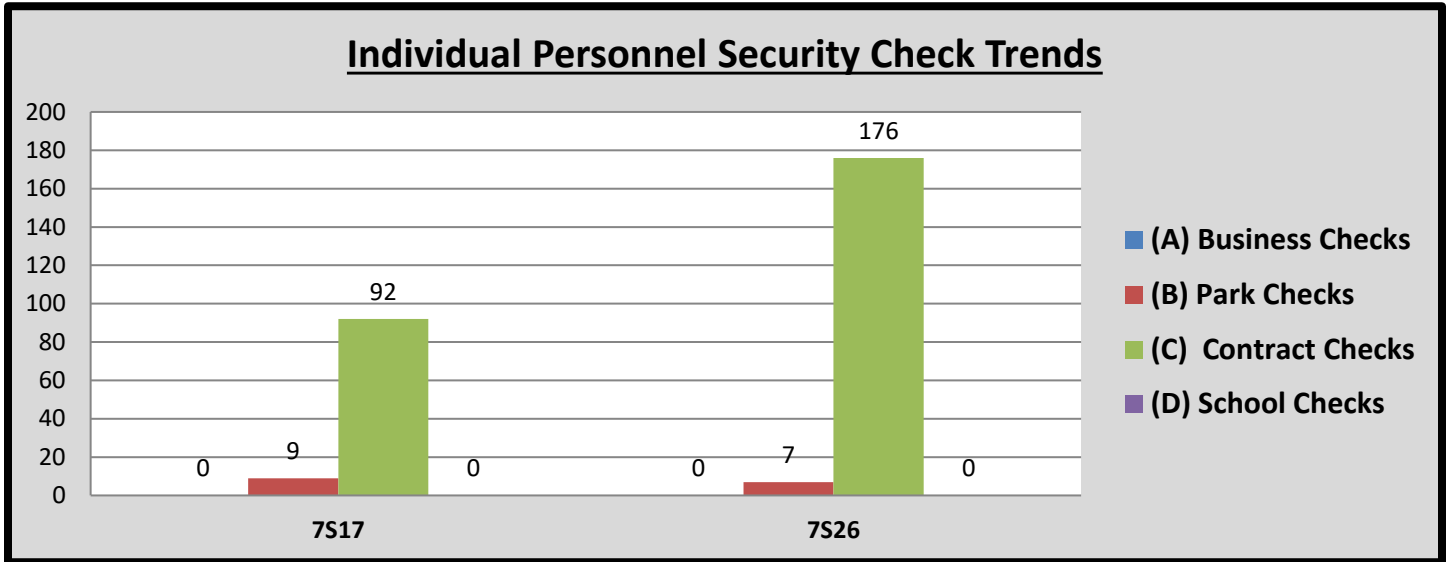
0284

*	Security Checks	7S17	7S26	TOT	AVER	%
(A)	Business Checks	0	0	0	0.0	0%
(B)	Park Checks	9	7	16	8.0	6%
(C)	Contract Checks	92	176	268	134.0	94%
(D)	Plaza Checks	0	0	0	0.0	0%
(E)	<i>Totals</i>	101	183	284	142.0	100%

D. Detailed Security Checks Monthly:



E. Individual Personnel Security Check Trends:



F. CIT/MHO Dispositions Monthly Total:

000

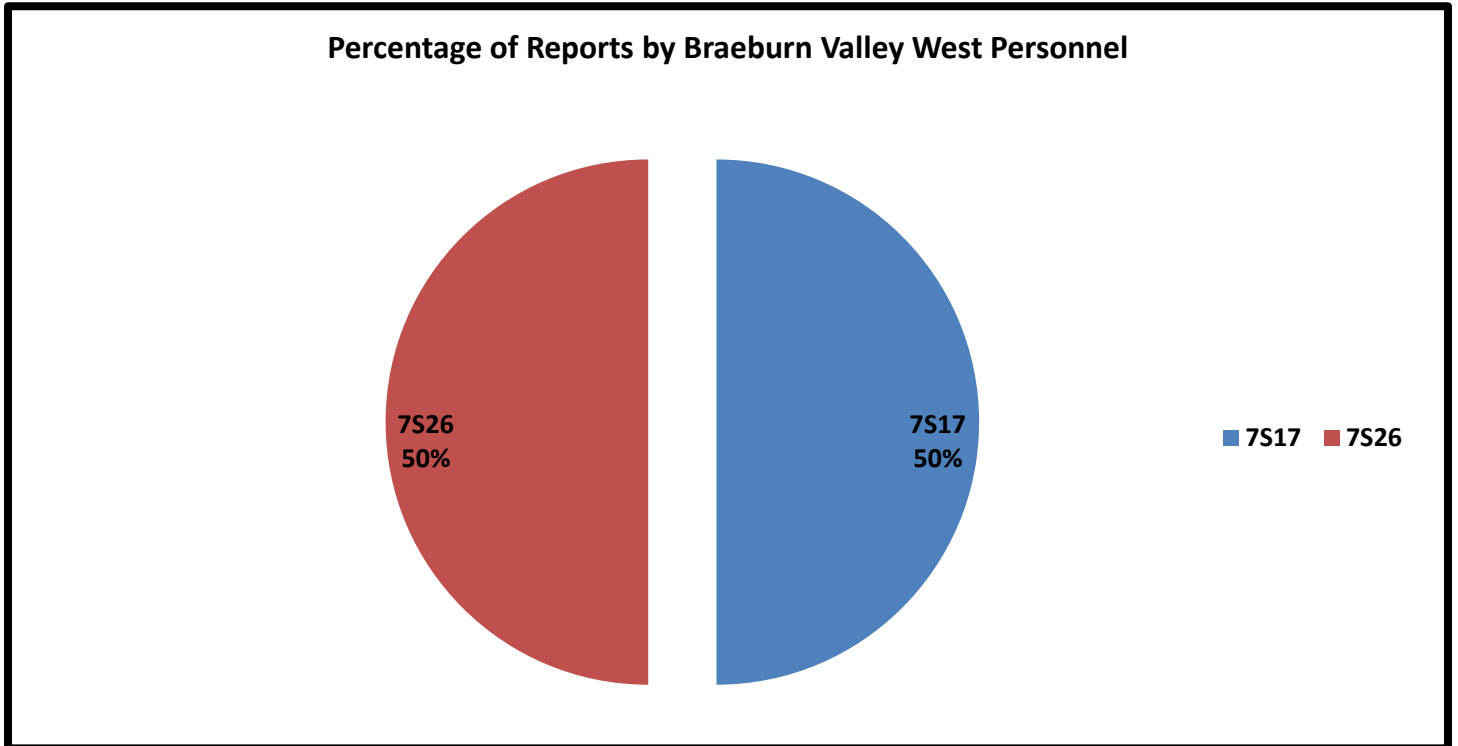
*	<i>C.I.T. Dispositions</i>	7S17	7S26	TOT	AVER	%
(A)	CIT/MHO Outside Referral	0	0	0	0.0	#DIV/0!
(B)	CIT/MHO Transport	0	0	0	0.0	#DIV/0!
(C)	CIT/MHO CIT Contact	0	0	0	0.0	#DIV/0!
(D)	CIT/MHO Arrest	0	0	0	0.0	#DIV/0!
(E)	<i>Totals</i>	0	0	0	0.0	#DIV/0!

G. Offense/Incident Reports Monthly Total:

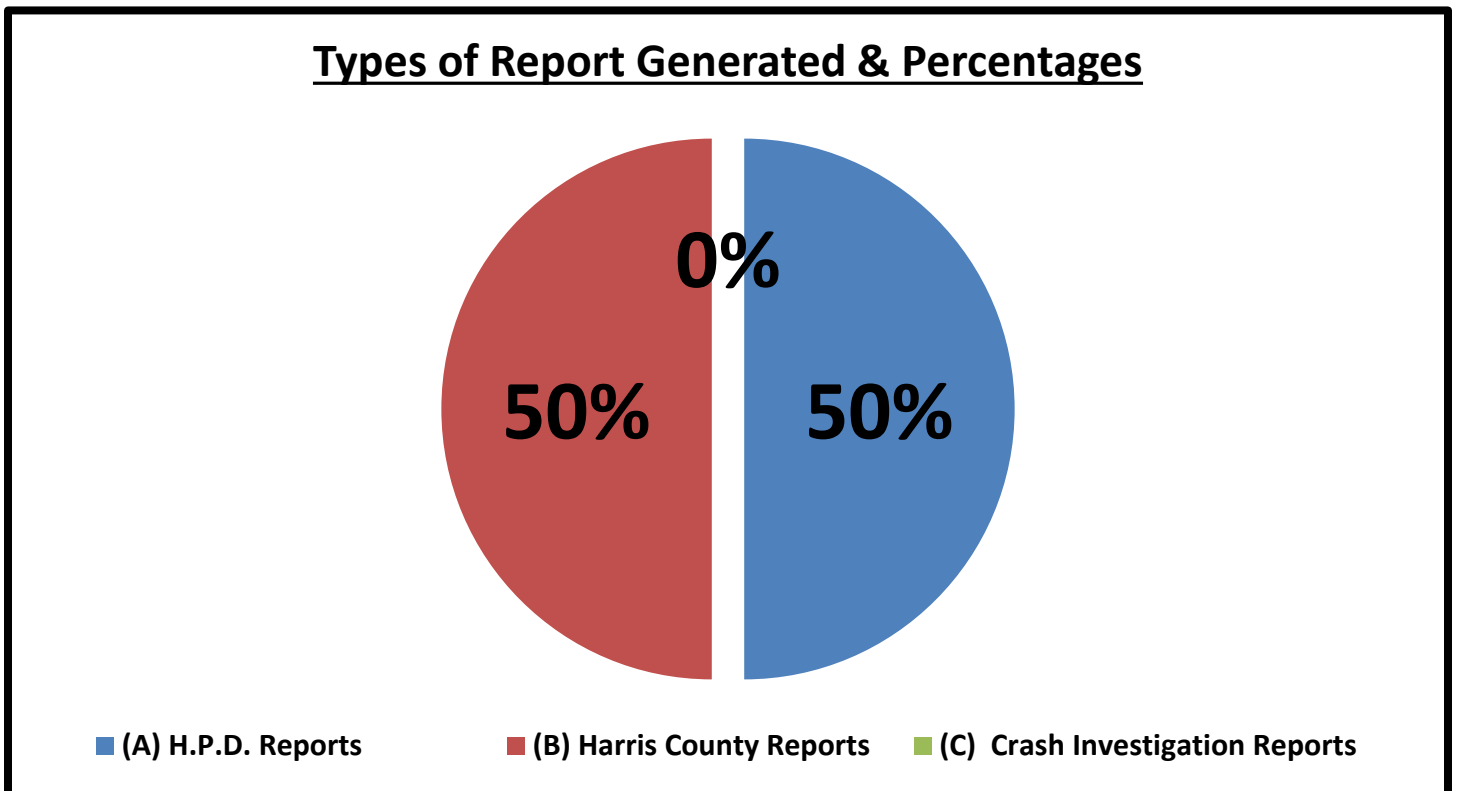
002

*	<i>Offense/Incident Reports</i>	7S17	7S26	TOT	AVER	%
(A)	H.P.D. Reports	1	0	1	0.5	50%
(B)	Harris County Reports	0	1	1	0.5	50%
(C)	Crash Investigation Reports	0	0	0	0.0	0%
(D)	<i>Totals</i>	1	1	2	1.0	100%

H. Report Generation Percentages:



I. Percentages:

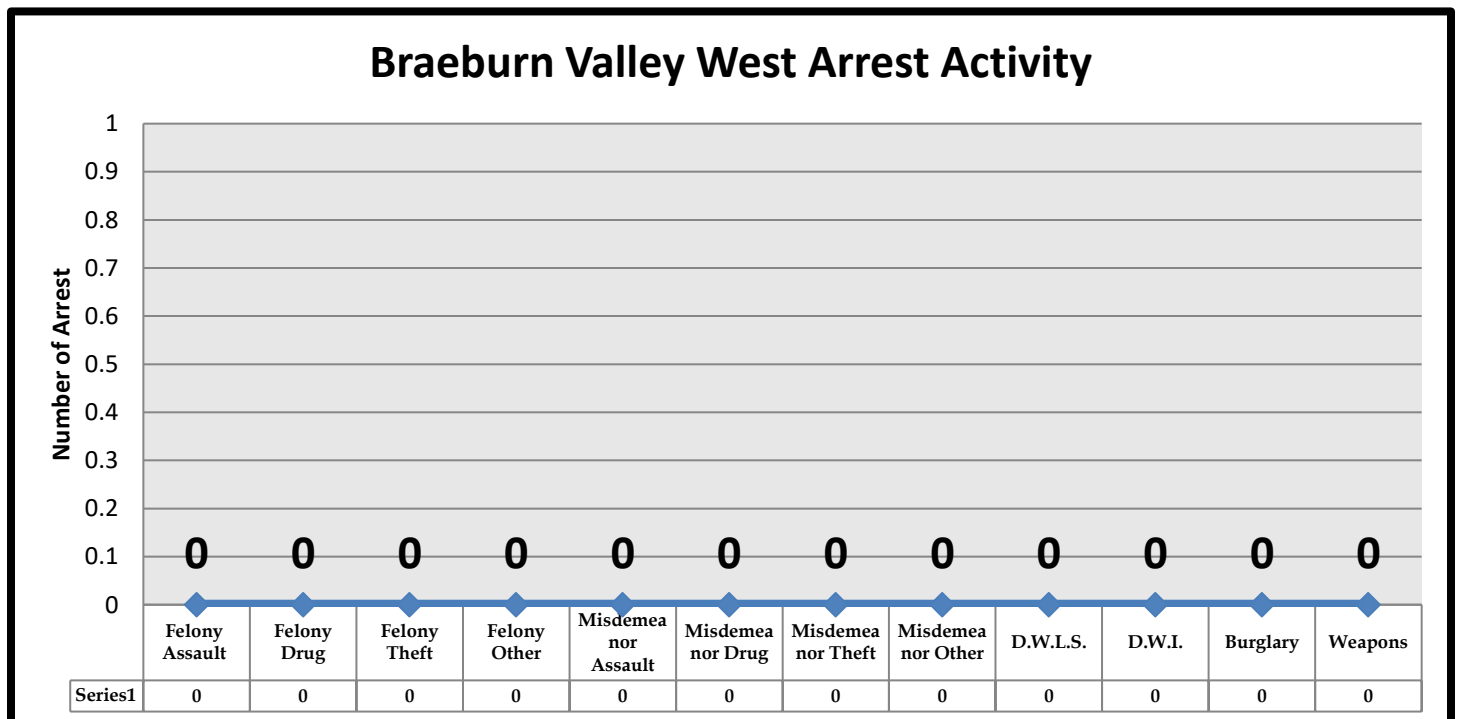


J. Types of Criminal Arrests Monthly Total:

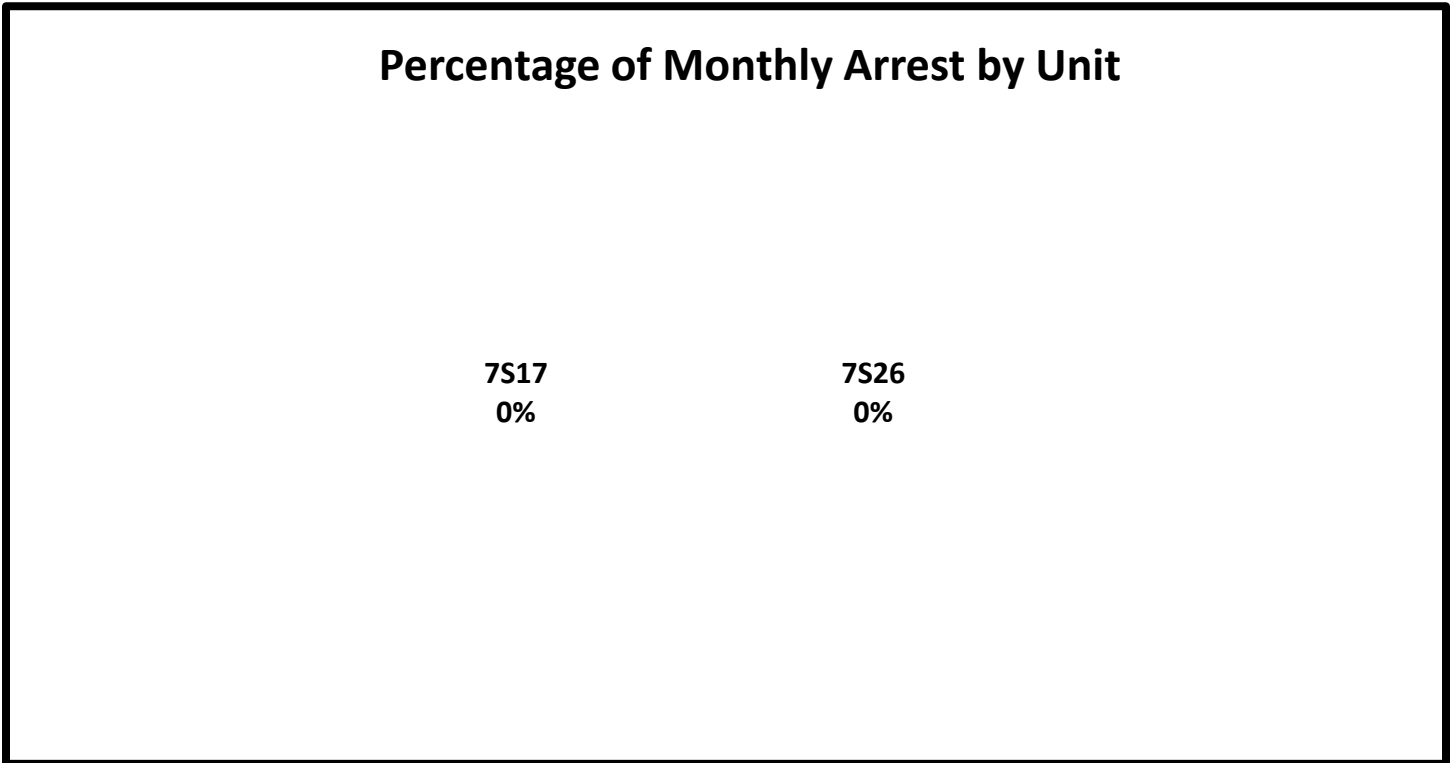
000

*	Types of Criminal Arrests	7S17	7S26	TOT	AVER	%
A	Felony Assault	0	0	0	0.0	#DIV/0!
B	Felony Drug	0	0	0	0.0	#DIV/0!
C	Felony Theft	0	0	0	0.0	#DIV/0!
D	Felony Other	0	0	0	0.0	#DIV/0!
E	Misdemeanor Assault	0	0	0	0.0	#DIV/0!
F	Misdemeanor Drug	0	0	0	0.0	#DIV/0!
G	Misdemeanor Theft	0	0	0	0.0	#DIV/0!
H	Misdemeanor Other	0	0	0	0.0	#DIV/0!
I	D.W.L.S.	0	0	0	0.0	#DIV/0!
J	D.W.I.	0	0	0	0.0	#DIV/0!
K	Burglary	0	0	0	0.0	#DIV/0!
L	Weapons	0	0	0	0.0	#DIV/0!
M	Totals	0	0	0	0.0	#DIV/0!

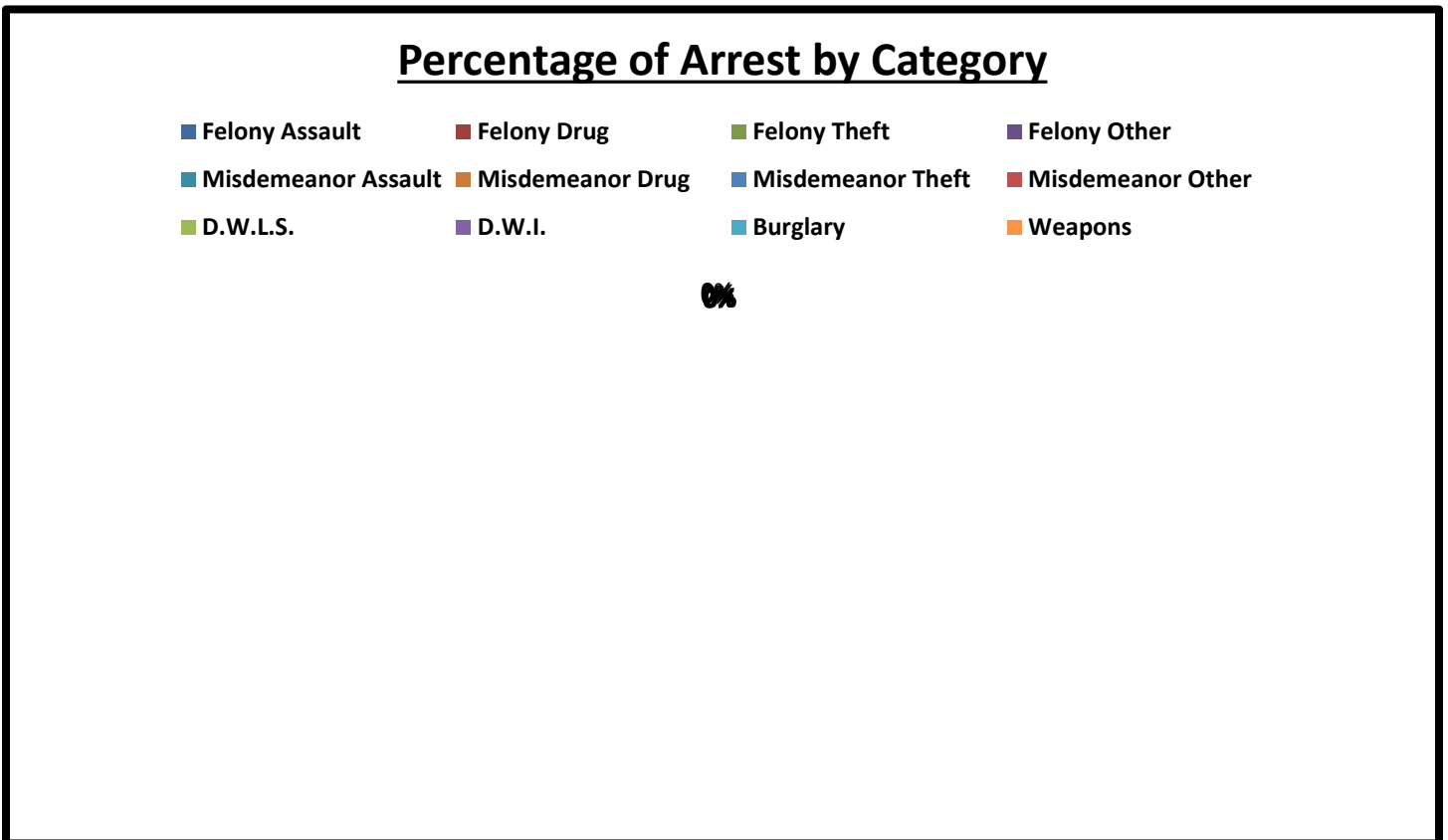
K. Types of Criminal Arrests Monthly Total:



L. Types of Criminal Arrests Monthly Total:



M. Types of Criminal Arrests Monthly Total:



N. Executed Warrant Monthly Total:

000

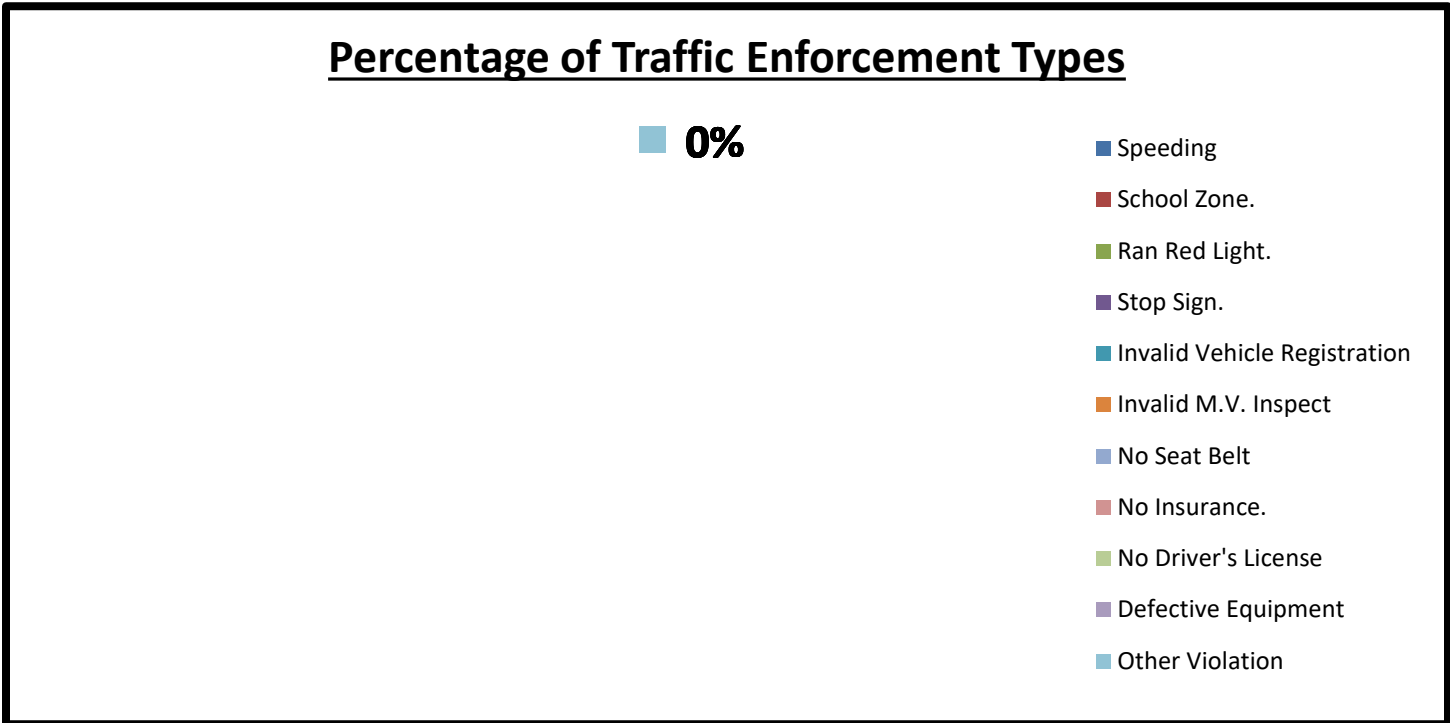
*	Executed Warrants	7S17	7S26	TOT	AVER	%
(A)	Felony Warrants	0	0	0	0.0	#DIV/0!
(B)	Misdemeanor Warrants	0	0	0	0.0	#DIV/0!
(C)	Totals	0	0	0	0.0	#DIV/0!

O. Traffic Law Enforcement Total:

003

*	Traffic Enforcement	7S17	7S26	TOT	AVER	%
A	Speeding	0	0	0	0.0	#DIV/0!
B	School Zone.	0	0	0	0.0	#DIV/0!
C	Ran Red Light.	0	0	0	0.0	#DIV/0!
D	Stop Sign.	0	0	0	0.0	#DIV/0!
E	Invalid Vehicle Registration	0	0	0	0.0	#DIV/0!
F	Invalid M.V. Inspect	0	0	0	0.0	#DIV/0!
G	No Seat Belt	0	0	0	0.0	#DIV/0!
H	No Insurance.	0	0	0	0.0	#DIV/0!
I	No Driver's License	0	0	0	0.0	#DIV/0!
J	Defective Equipment	0	0	0	0.0	#DIV/0!
K	Other Violation	0	0	0	0.0	#DIV/0!
L	Written Warnings	0	0	0	0.0	0%
M	Verbal Warning	0	3	3	1.5	100%
N	Citation	0	0	0	0.0	0%
O	Total Violations	0	3	3	1.5	100%

P. Traffic Law Enforcement Total:



Q. Citations vs. Warnings Monthly Total:

003

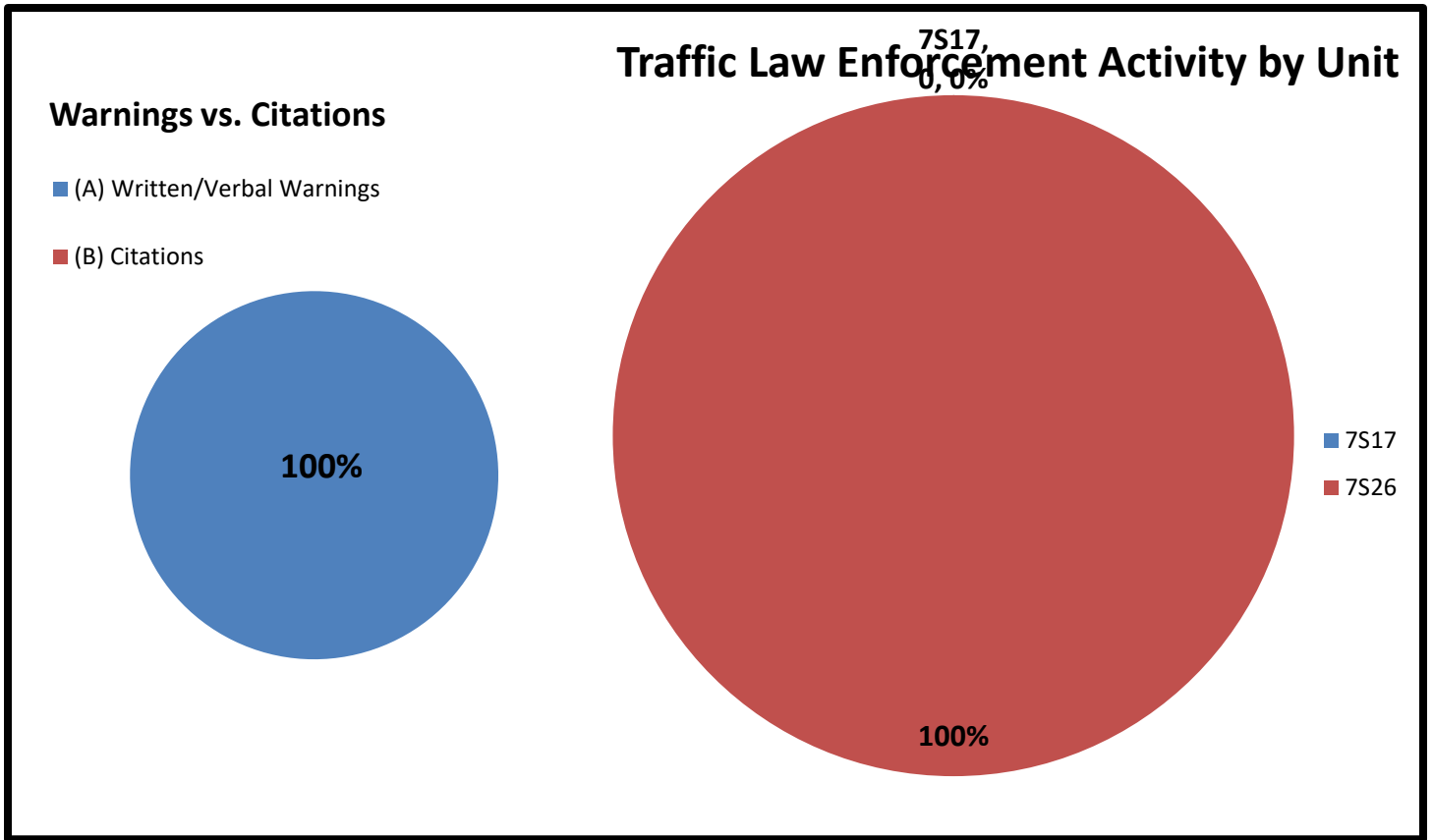
*	<i>Warnings vs. Citations</i>	7S17	7S26		TOT	AVER	%	
(A)	Written/Verbal Warnings	0	3			3	1.5	100%
(B)	Citations	0	0			0	0.0	0%
(C)	<i>Totals</i>	0	3			3	1.5	100%

R. Sources of Calls for Service Monthly Total:

322

*	<i>Sources of Calls for Service</i>	7S17	7S26		TOT	AVER	%	
(A)	On View	0	135			135	67.5	42%
(B)	Dispatched	13	26			39	19.5	12%
(C)	Self-Initiated	88	60			148	74.0	46%
(D)	<i>Totals</i>	101	221		322	161.0	100%	

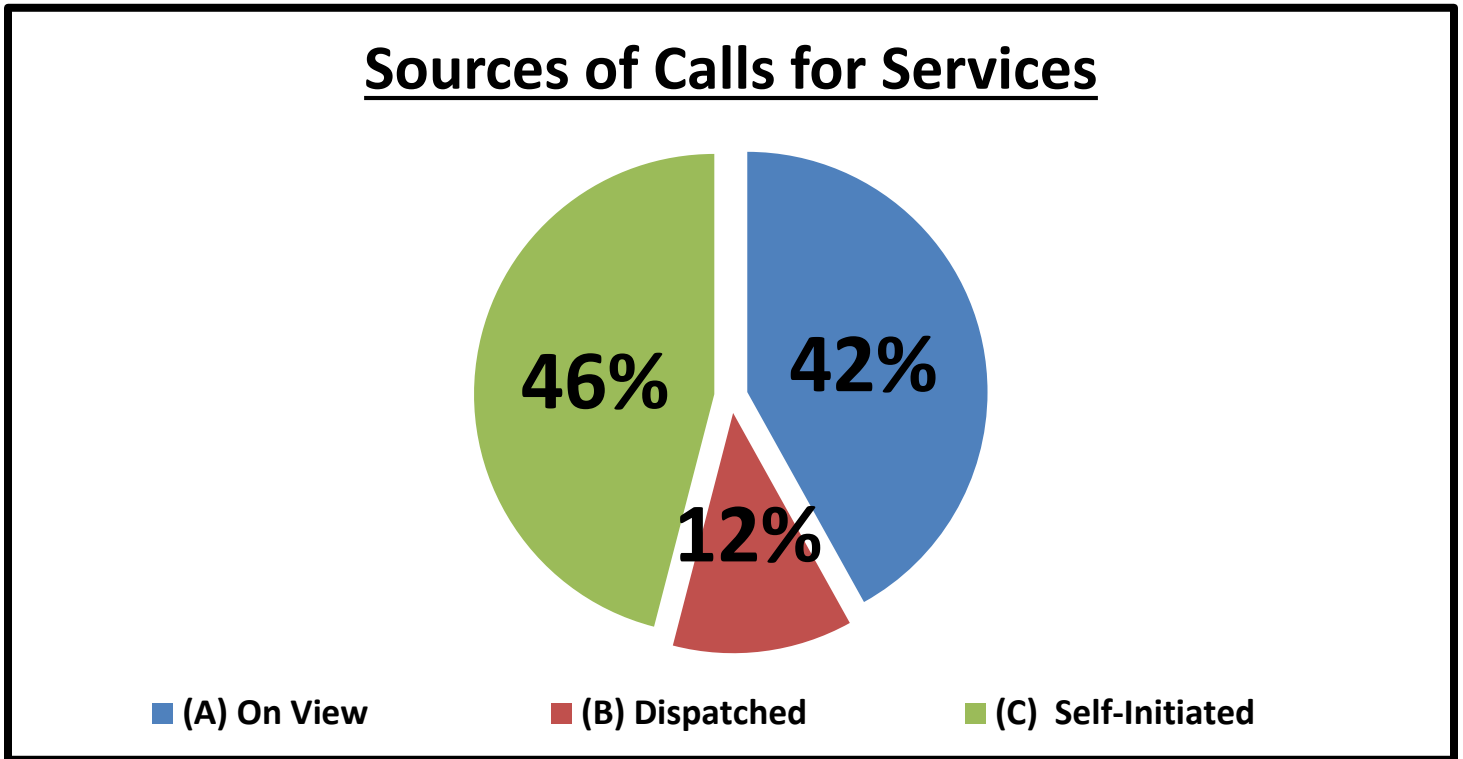
S. Sources of Calls for Service Percentages:



T. Sources of Calls for Service Percentages:

*	Sources of Calls for Service	7S17	7S26	TOT	AVER
(A)	On View	0%	61%	42%	0.2
(B)	Dispatched	13%	12%	12%	0.1
(C)	Self-Initiated	87%	27%	46%	0.2
(D)	<i>Totals</i>	100%	100%	100%	0.5

U. Sources of Calls for Service Percentages:



V. Free Reserve Personnel Time Utilized in Contract Monthly Total: 000

*	<i>Free Reserve Personnel Time</i>	7S17	7S26		TOT	AVER	%
(A)	<i>Totals</i>	0	0		0	0.0	#DIV/0!

W. Monthly Productivity Analysis Report (M.P.A.R.) - Executive Summary:

*	<i>Unit</i>	7S17	7S26		TOT	AVER
1	Patrol Activity	101	221		322	161.0
2	Security Checks	101	183		284	142.0
3	C.I.T. Interactions	0	0		0	0.0
4	Offense/Incident Reports	1	1		2	1.0
*	<i>Total Service Calls</i>	203	405		608	304.0
1	Criminal Arrests	0	0		0	0.0
2	Citations Issued	0	0		0	0.0
3	Written & Verbal Warnings	0	3		3	1.5
*	<i>Enforcement Service Calls</i>	0	3		3	1.5
*	<i>Total Hours</i>	160	160		320	160.0
1	Sick Time Used	0	24		24	12.0
2	Vacation Time Used	0	0		0	0.0
3	Training Time Used	0	0		0	0.0
4	Compensatory Time Used	0	40		40	20.0
*	<i>Hours Actually Worked</i>	160	96		256	128.0
*	<i>Unit Productivity Ratio</i>	1.3	4.3		2.4	2.4

X. Mileage Total:

0989

*	<i>Mileage</i>	7S17	7S26		TOT	AVER	%
(A)	<i>Totals</i>	299	690		989	494.5	307%

Y. Patrol Alert Submission Report:

*	<i>Received</i>				<i>Subject</i>
00x	<i>Date</i>	<i>Time</i>	<i>Code</i>	<i>Location</i>	
A.					

Z. Incident Summaries:

01.	JULY 11, 2020	1800 HOURS	CRIMINAL TRESPASS		DEPUTY C. JOLIVETTE	
	EVENING SHIFT:	9100 WILLOW MEADOW	BBVW	"M"	HC:	2007-00075
<p>On July 11, 2020, a Saturday, at approximately 1840 hours, while on patrol in the "Braeburn Valley West Contract", Deputy C. Jolivette was performing routine patrol and law enforcement services when I (Deputy C. Jolivette) got dispatched to a suspicious persons call for service. Upon making contact with the Reporting Party I was advised that an unknown individual had pulled on Reporting Party front door. After given a description of the suspect, I in-serviced that area with negative results. Deputy gathered video of the incident from nearby neighbors. Deputy created a patrol alert for the area as well. Deputy also emailed all deputies working in the contract as well as neighboring contracts to inform them of the incident. Report Generated. The patrol activity type is "PAT=D".</p>						

02.	JULY 30, 2020	1400 HOURS	FAMILY DISTURBANCE		DEPUTY M. RODRIGUEZ	
	DAYSHIFT:	10800 PLAINFIELD	BBVW	"M"	HPD:	1000579-20
<p>On July 30, 2020, a Thursday, at approximately 1414 hours, while on patrol in the "Braeburn Valley West Contract" Deputy M. Rodriguez was performing routine patrol and law enforcement services when I, (Deputy M. Rodriguez) was dispatched to a family disturbance in progress. Houston Police Department arrived on scene and took over as the primary agency. The patrol activity type is "PAT=P".</p>						

Sergeant Jon Meek

Sergeant Jon Meek
 Neighborhood Patrol Division, First Line Supervisor
 Harris County Constable's Office of Precinct 713-643-6602