



MAY WALKER, CONSTABLE
PRECINCT SEVEN
HARRIS COUNTY, TEXAS

MAIN OFFICE
5300 Griggs Road
Houston, Texas 77021
PHONE (713) 643-6602
FAX (713) 643-3401

Date: November 4, 2017

From: Sergeant Jon Meek
Neighborhood Patrol Division, First Line Supervisor
Harris County Constable's Office of Precinct "7"

To: Property Owners Association
Board of Directors & Management Company

Subject: October Monthly Productivity Analysis Report
Enclosure: **MPAR – October 2017**
Distribution: Executive Command Staff & Board of Directors & Management Company

The purpose of this "**Monthly Productivity Analysis Report**" (M.P.A.R.) is to provide the executive command staff with the appropriate data to analyze the productivity of assigned personnel and their shifts' activities to allow for the validation of individual and divisional performance evaluations. With regard to the specific contents of the report, there are 18 distinctive component parts of this report. These components are enumerated below:

- | | |
|--|---|
| 01. Patrol Activity Details | 10. Traffic Enforcement Report |
| 02. Patrol Activity Analytical Summary | 11. Trends & Percentages of Traffic |
| 03. Patrol Activity Percentages & Trends | 12. Citation & Warning Issuance Review |
| 04. Security Checks Report | 13. Call for Service Report (<i>C.F.S.</i>) |
| 05. Security Checks Percentages & Trends | 14. Trends & Percentages for <i>C.F.S.</i> |
| 06. Crisis Intervention Disposition Report | 15. Overtime Report (service at no Cost) |
| 07. Offense/Incident Generation Report | 16. Reserve Deputy Use (at no Cost) |
| 08. Criminal Arrest Types Report | 17. Incident Summarization |
| 09. Warrant Execution Report | 18. Hotspot Report Data Review |

A cursory analysis of the statistical data from this report should be demonstrative of the quality of performance of this agency in realizing the contractual obligations and the overall achievement of the goals and objectives of this Agency and the Contract Division.

1874 total miles were driven and the shift responded to **1050** total service calls and conducted **0000** crash investigations. The shift issued **17** traffic citations, made **00** arrests and handled **024** enforcement service related calls. The average productivity ratio for this month for this shift is **3.5**.

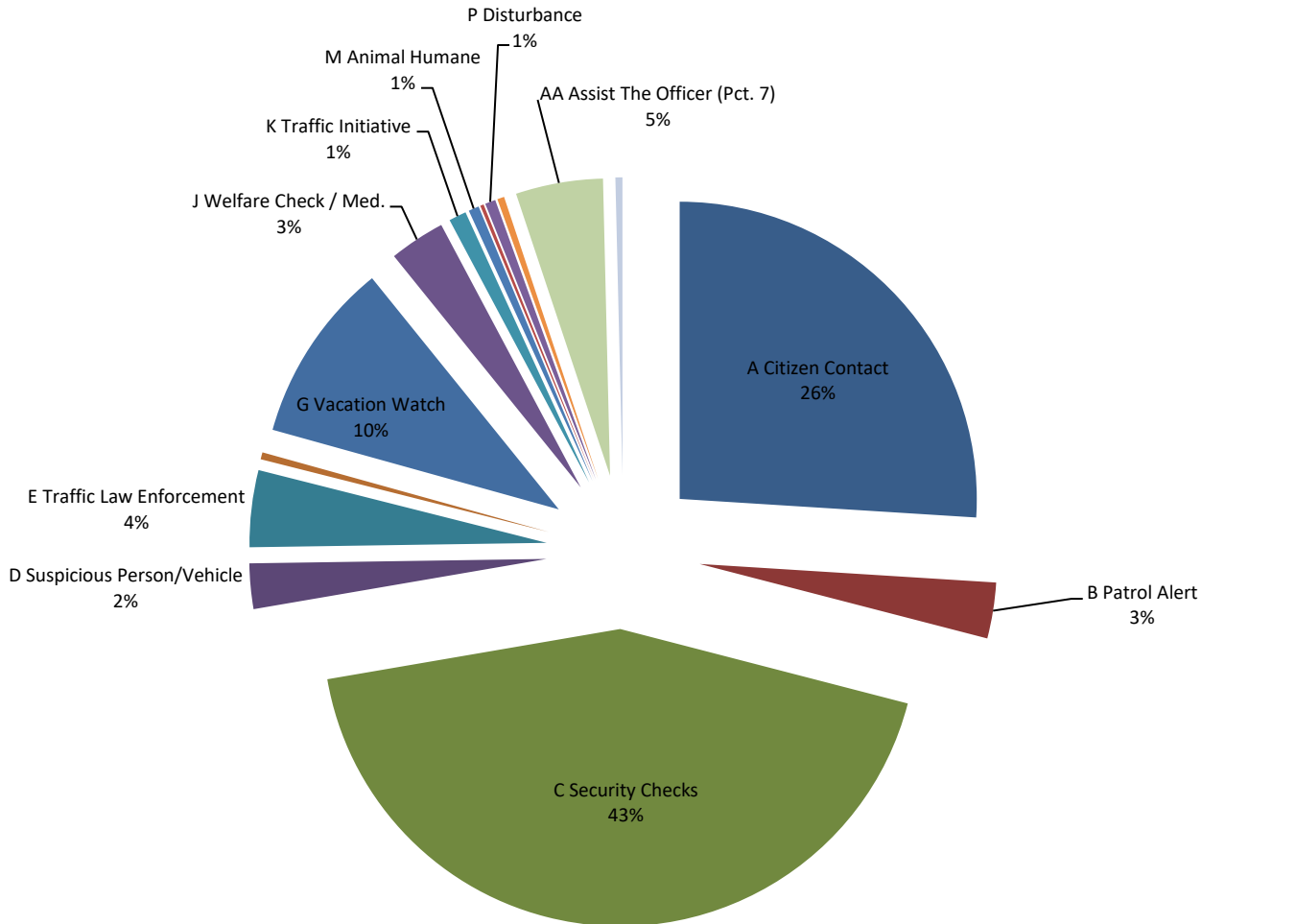
A. Patrol Activity Monthly Total:

0526

*	<i>Patrol Activity Types</i>	7S17	7S26	TOT	AVER	%
A	Citizen Contact	77	60	137	68.5	26%
B	Patrol Alert	0	16	16	8.0	3%
C	Security Checks	123	105	228	114.0	43%
D	Suspicious Person/Vehicle	7	6	13	6.5	2%
E	Traffic Law Enforcement	19	3	22	11.0	4%
F	Offense/Incident Reports	0	1	1	0.5	0%
G	Vacation Watch	35	17	52	26.0	10%
H	Open Door / Window	0	0	0	0.0	0%
I	Assist Contract Citizen	0	0	0	0.0	0%
J	Welfare Check / Med.	16	0	16	8.0	3%
K	Traffic Initiative	0	5	5	2.5	1%
L	Traffic Hazard	0	0	0	0.0	0%
M	Animal Humane	0	3	3	1.5	1%
N	Alarms	1	0	1	0.5	0%
O	Mental Cases (171)	0	0	0	0.0	0%
P	Disturbance	0	3	3	1.5	1%
Q	Criminal Investigation	0	0	0	0.0	0%
R	Follow-up Investigation	2	0	2	1.0	0%
S	Criminal Mischief	0	0	0	0.0	0%
T	Burglary Residence/Vehicle	0	0	0	0.0	0%
U	Theft / Theft of Business	0	0	0	0.0	0%
V	Citizen Assaulted	0	0	0	0.0	0%
W	Robbery of an Individual	0	0	0	0.0	0%
X	Trespass Warning	0	0	0	0.0	0%
Y	Major/Minor Crash	0	0	0	0.0	0%
Z	Child Custody Disputes	0	0	0	0.0	0%
AA	Assist The Officer (Pct. 7)	1	24	25	12.5	5%
BB	Runaway Missing Persons	0	0	0	0.0	0%
CC	Assisted LEA	0	0	0	0.0	0%
DD	Solicitors	0	0	0	0.0	0%
EE	Meeting/Event/Ct.	1	1	2	1.0	0%
*	MONTH TOTALS	282	244	526	263.0	100%

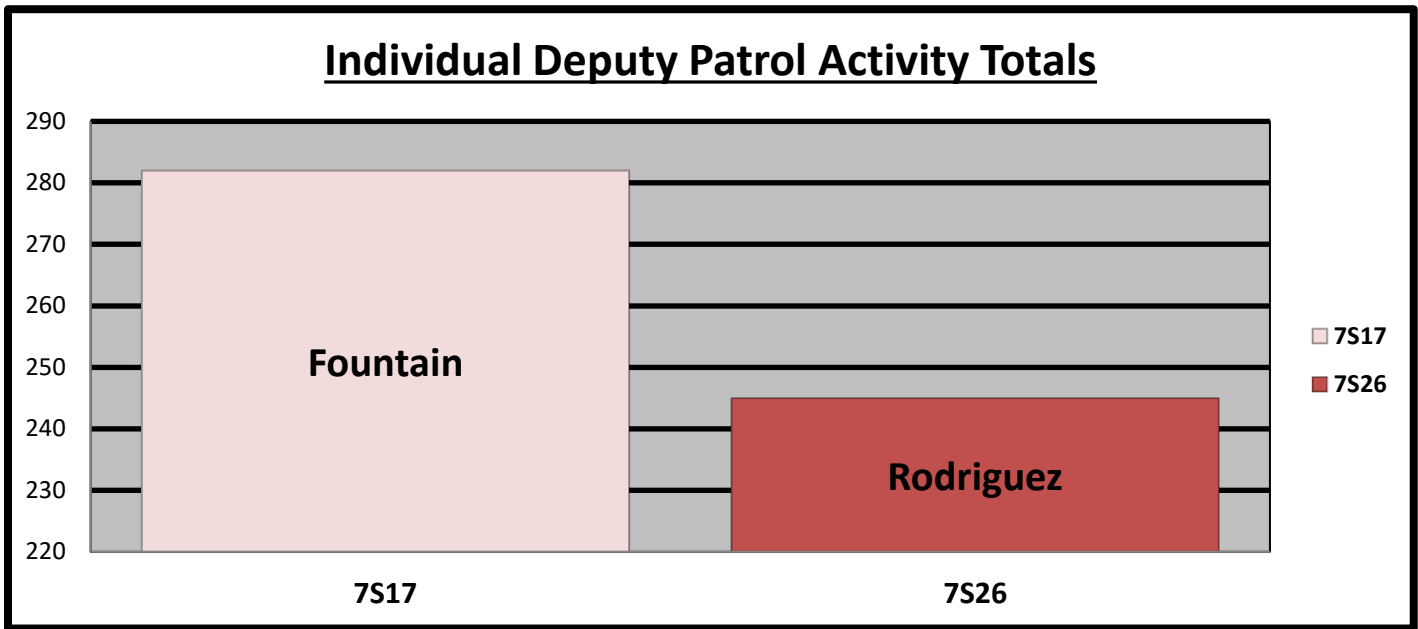
A1. Patrol Activity Percentage:

Percentage of Patrol Activity



- | | | | |
|-------------------------------|------------------------------|----------------------------------|--------------------------------|
| ■ A Citizen Contact | ■ B Patrol Alert | ■ C Security Checks | ■ D Suspicious Person/Vehicle |
| ■ E Traffic Law Enforcement | ■ F Offense/Incident Reports | ■ G Vacation Watch | ■ H Open Door / Window |
| ■ I Assist Contract Citizen | ■ J Welfare Check / Med. | ■ K Traffic Initiative | ■ L Traffic Hazard |
| ■ M Animal Humane | ■ N Alarms | ■ O Mental Cases (171) | ■ P Disturbance |
| ■ Q Criminal Investigation | ■ R Follow-up Investigation | ■ S Criminal Mischief | ■ T Burglary Residence/Vehicle |
| ■ U Theft / Theft of Business | ■ V Citizen Assaulted | ■ W Robbery of an Individual | ■ X Trespass Warning |
| ■ Y Major/Minor Crash | ■ Z Child Custody Disputes | ■ AA Assist The Officer (Pct. 7) | ■ BB Runaway Missing Persons |
| ■ CC Assisted LEA | ■ DD Solicitors | ■ EE Meeting/Event/Ct. | |

B. Patrol Activity by Braeburn Valley West Personnel:

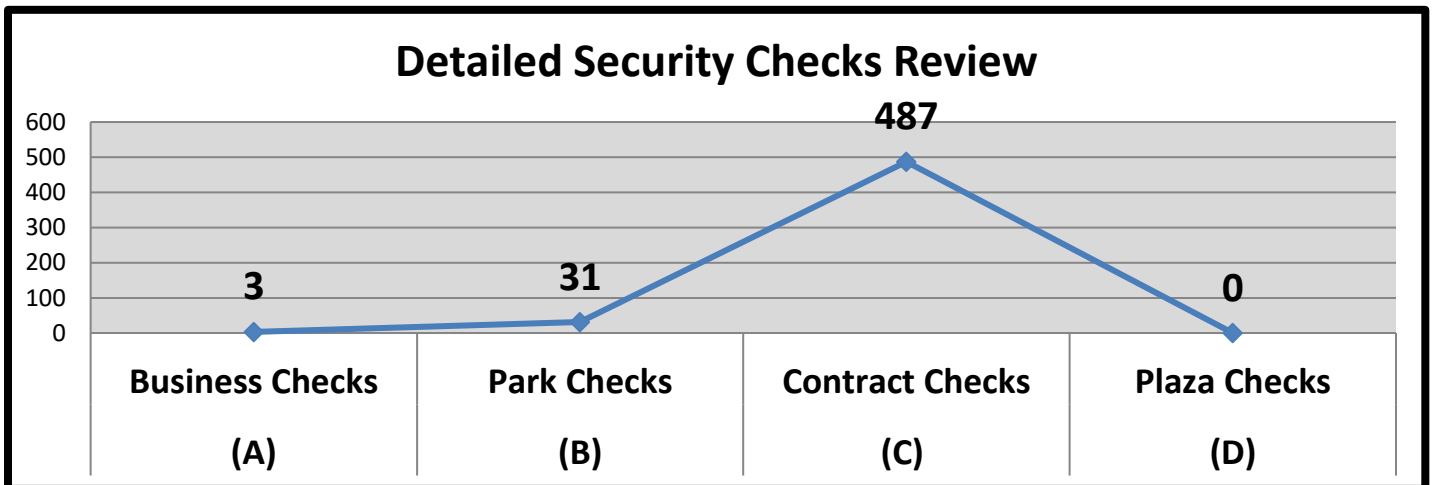


C. Security Checks Monthly Total:

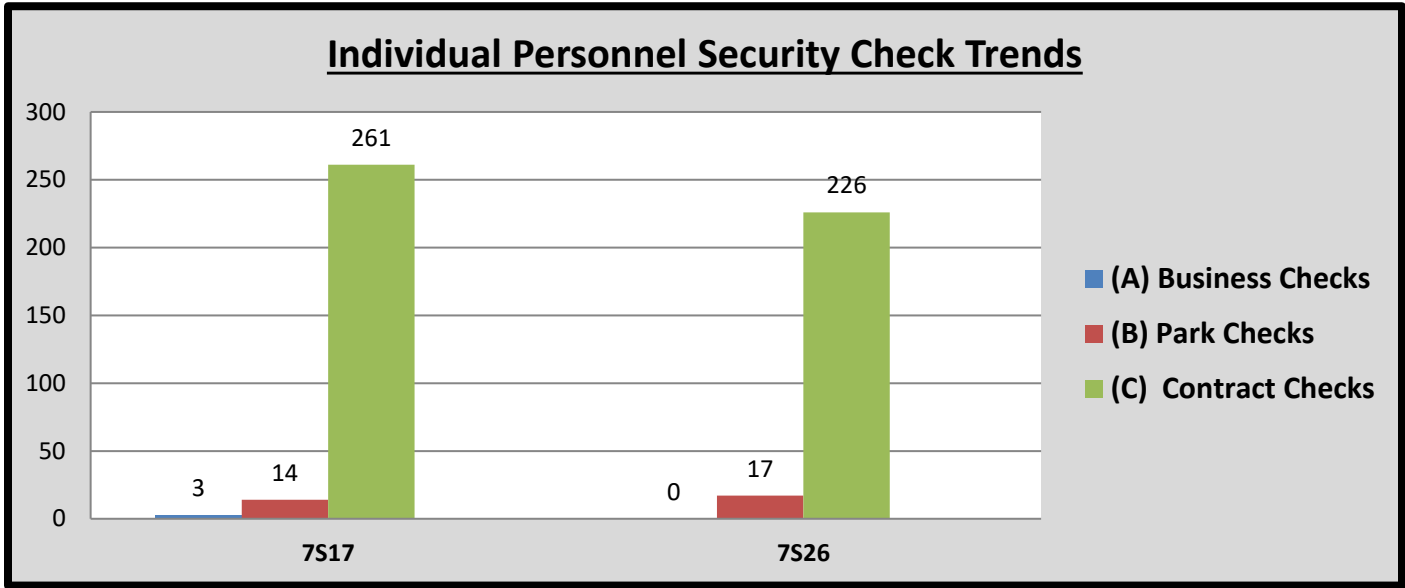
0521

* Security Checks	7S17	7S26	TOT	AVER	%
(A) Business Checks	3	0	3	1.5	1%
(B) Park Checks	14	17	31	15.5	6%
(C) Contract Checks	261	226	487	243.5	93%
(D) Plaza Checks	0	0	0	0.0	0%
(E) Totals	278	243	521	260.5	100%

D. Detailed Security Checks Monthly:



E. Individual Personnel Security Check Trends:



F. CIT/MHO Dispositions Monthly Total:

000

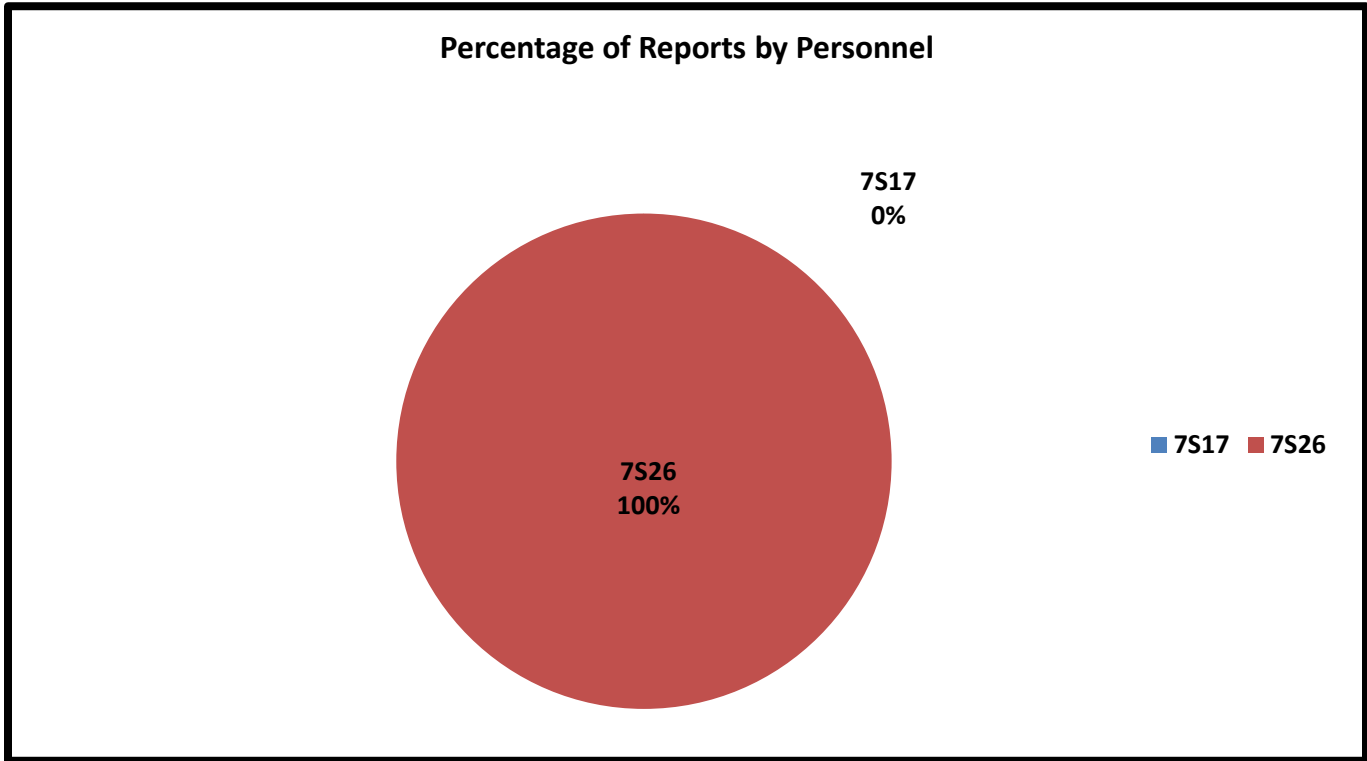
*	<i>C.I.T. Dispositions</i>	7S17	7S26	TOT	AVER	%
(A)	CIT/MHO Outside Referral	0	0	0	0.0	#DIV/0!
(B)	CIT/MHO Transport	0	0	0	0.0	#DIV/0!
(C)	CIT/MHO CIT Contact	0	0	0	0.0	#DIV/0!
(D)	CIT/MHO Arrest	0	0	0	0.0	#DIV/0!
(E)	<i>Totals</i>	0	0	0	0.0	#DIV/0!

G. Offense/Incident Reports Monthly Total:

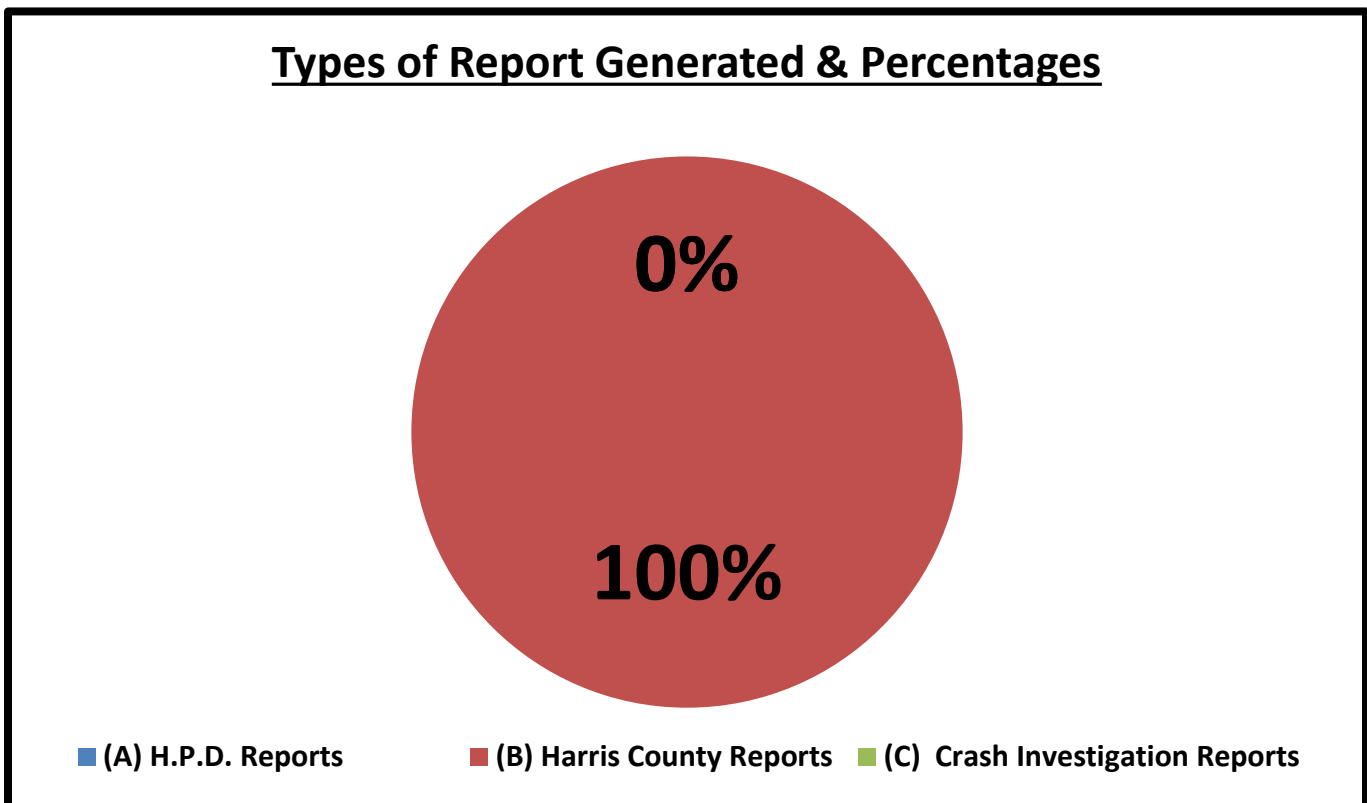
001

*	<i>Offense/Incident Reports</i>	7S17	7S26	TOT	AVER	%
(A)	H.P.D. Reports	0	0	0	0.0	0%
(B)	Harris County Reports	0	1	1	0.5	100%
(C)	Crash Investigation Reports	0	0	0	0.0	0%
(D)	<i>Totals</i>	0	1	1	0.5	100%

H. Report Generation Percentages:



I. Percentages:

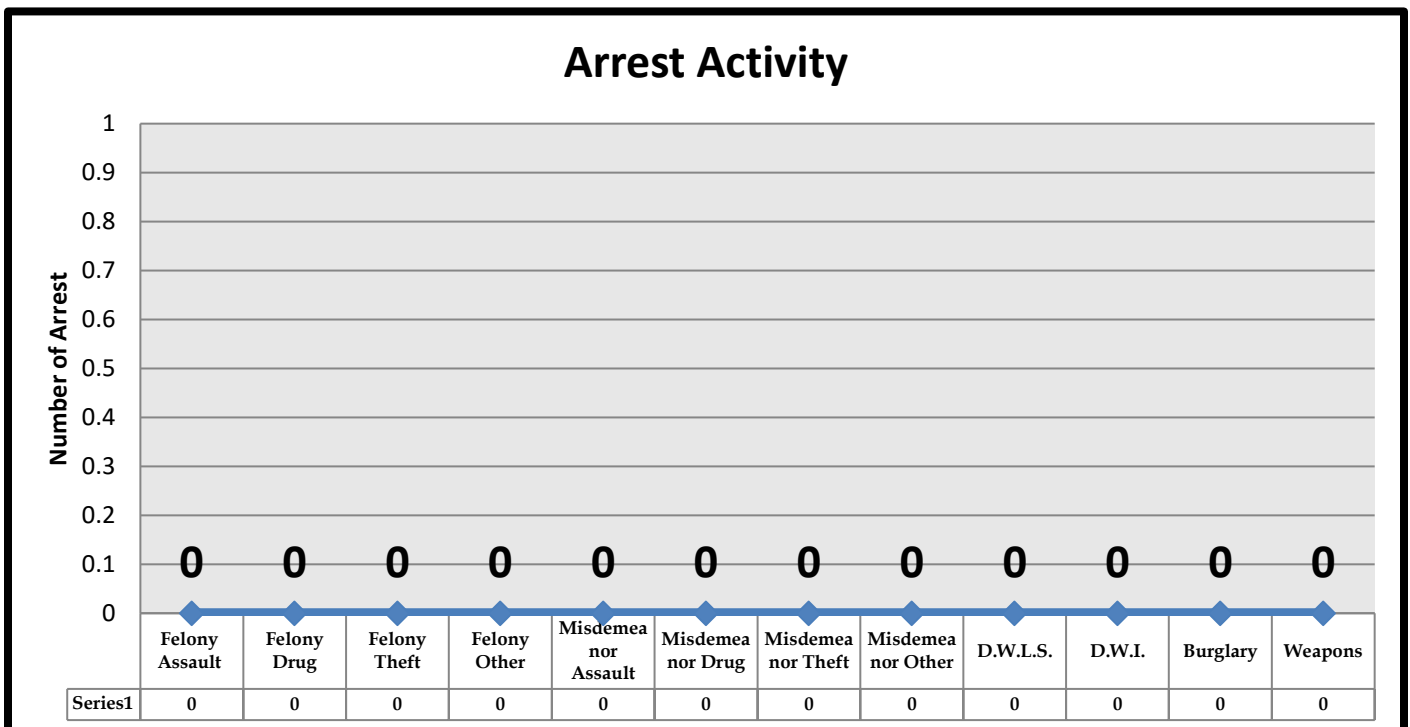


J. Types of Criminal Arrests Monthly Total:

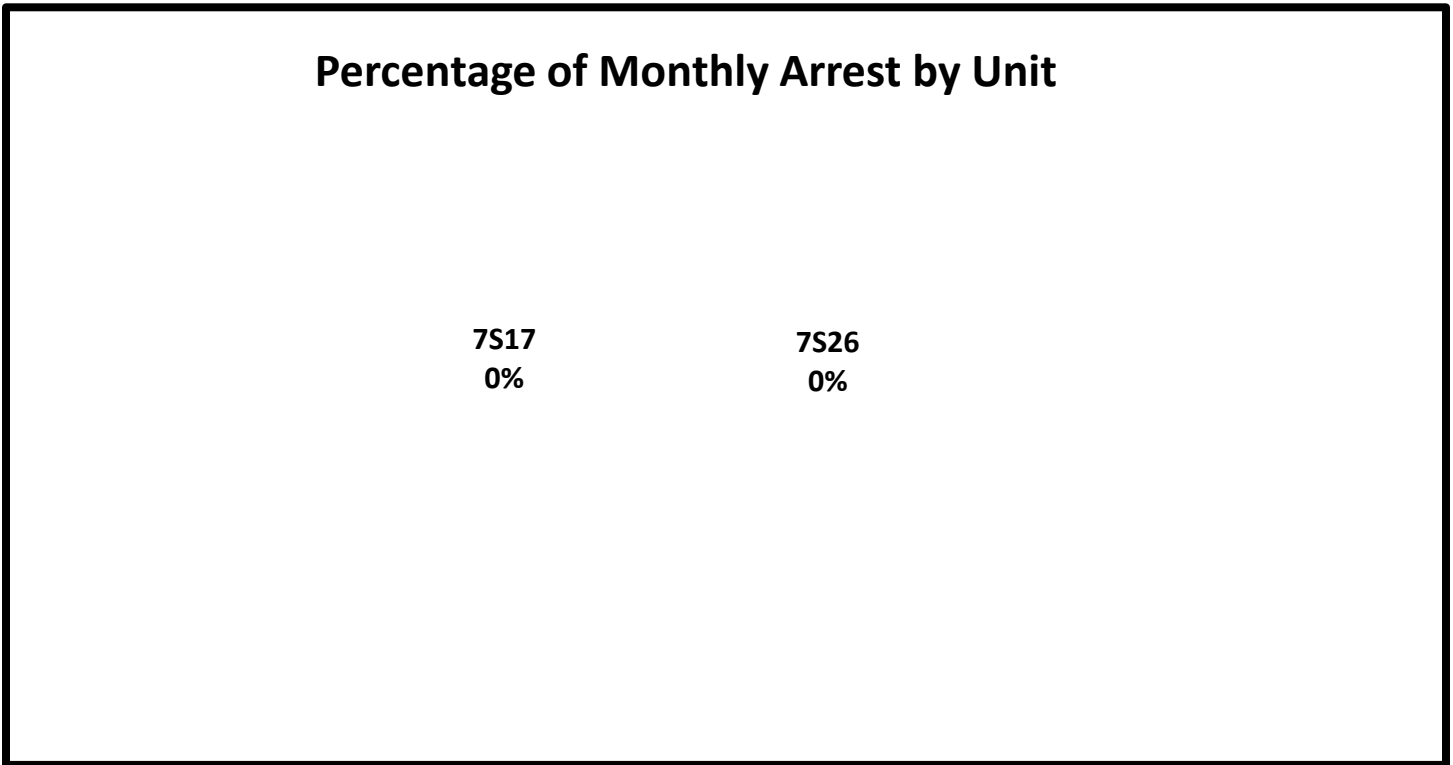
000

*	Types of Criminal Arrests	7S17	7S26	TOT	AVER	%
A	Felony Assault	0	0	0	0.0	#DIV/0!
B	Felony Drug	0	0	0	0.0	#DIV/0!
C	Felony Theft	0	0	0	0.0	#DIV/0!
D	Felony Other	0	0	0	0.0	#DIV/0!
E	Misdemeanor Assault	0	0	0	0.0	#DIV/0!
F	Misdemeanor Drug	0	0	0	0.0	#DIV/0!
G	Misdemeanor Theft	0	0	0	0.0	#DIV/0!
H	Misdemeanor Other	0	0	0	0.0	#DIV/0!
I	D.W.L.S.	0	0	0	0.0	#DIV/0!
J	D.W.I.	0	0	0	0.0	#DIV/0!
K	Burglary	0	0	0	0.0	#DIV/0!
L	Weapons	0	0	0	0.0	#DIV/0!
M	Totals	0	0	0	0.0	#DIV/0!

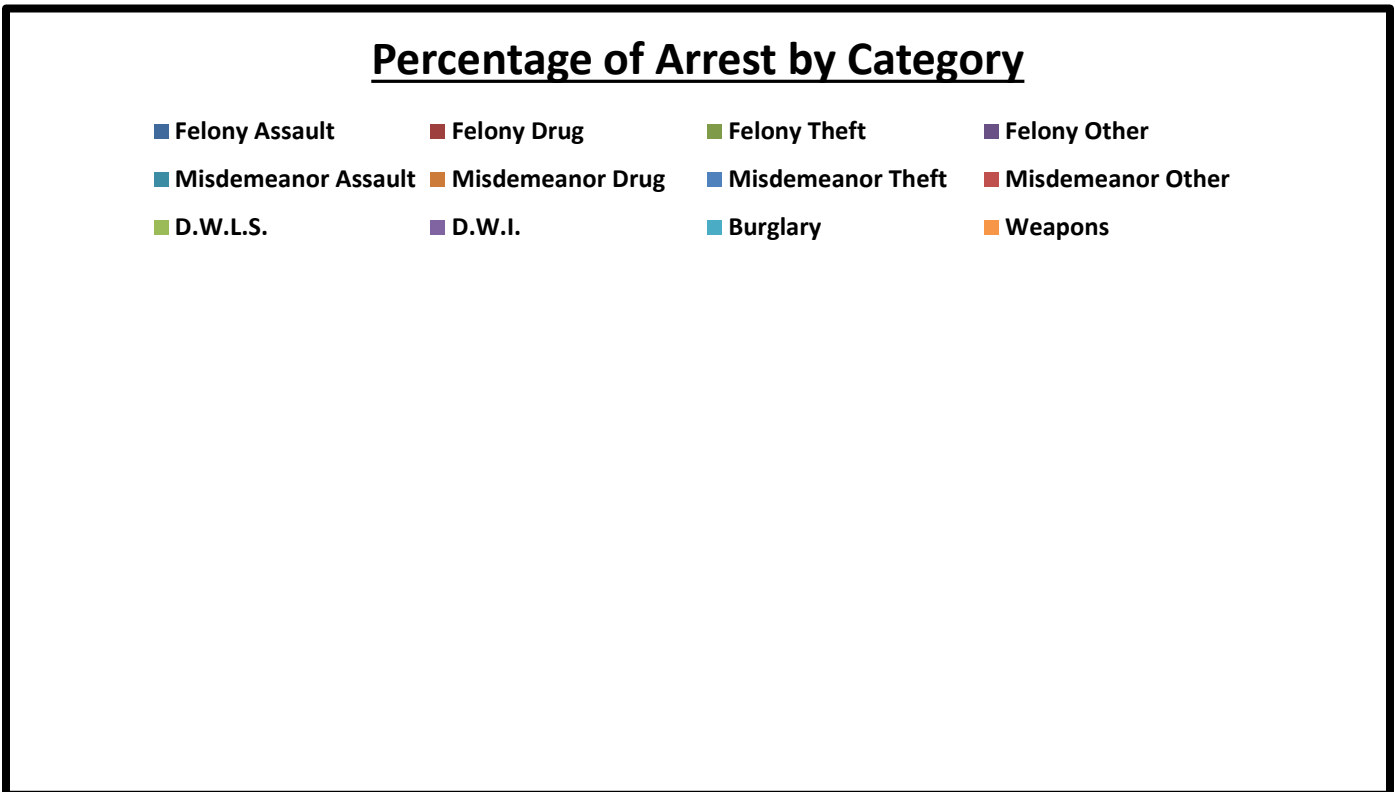
K. Types of Criminal Arrests Monthly Total:



L. Types of Criminal Arrests Monthly Total:



M. Types of Criminal Arrests Monthly Total:



N. Executed Warrant Monthly Total:

000

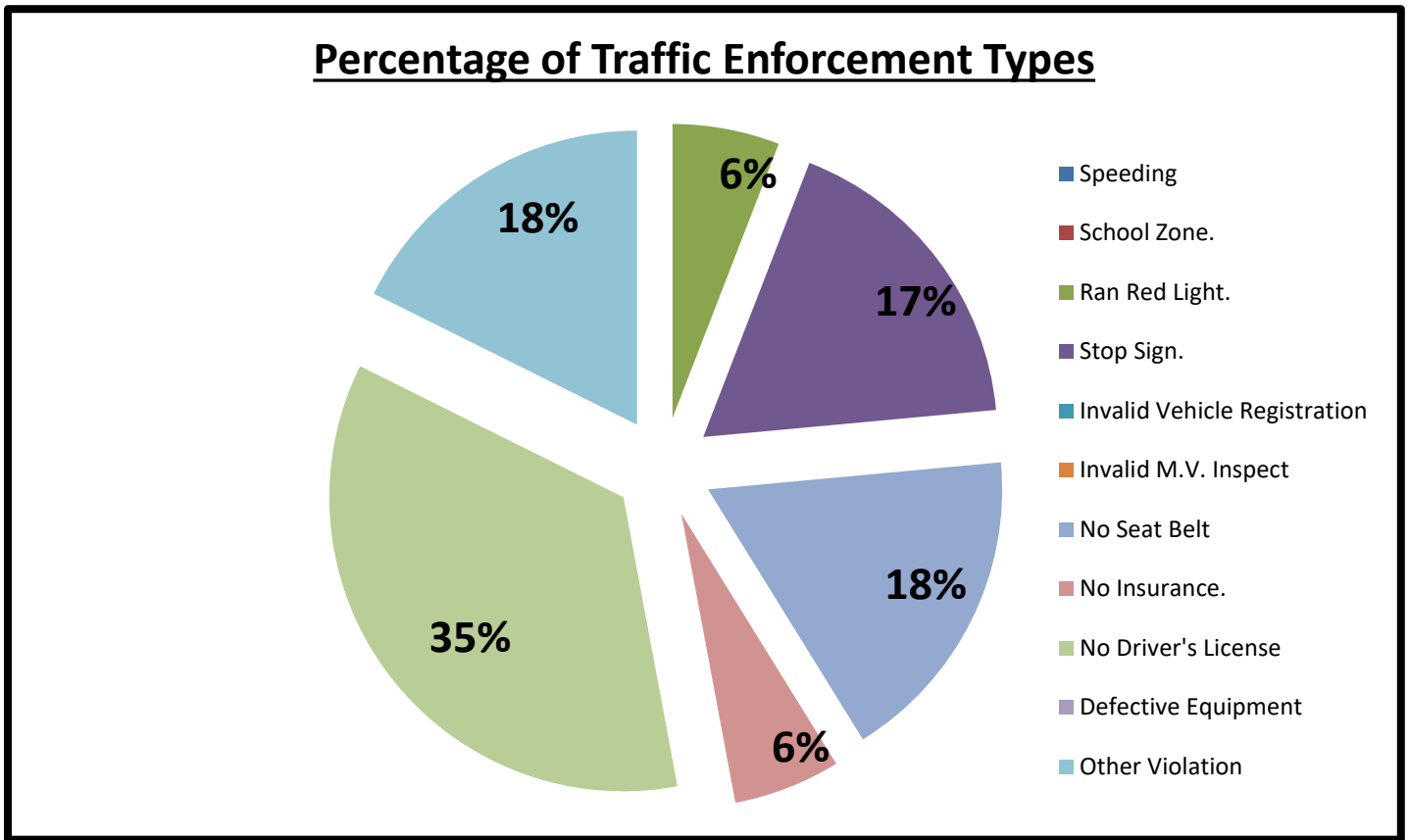
*	<i>Executed Warrants</i>	7S17	7S26	TOT	AVER	%
(A)	Felony Warrants	0	0	0	0.0	#DIV/0!
(B)	Misdemeanor Warrants	0	0	0	0.0	#DIV/0!
(C)	<i>Totals</i>	0	0	0	0.0	#DIV/0!

O. Traffic Law Enforcement Total:

024

*	<i>Traffic Enforcement</i>	7S17	7S26	TOT	AVER	%
A	Speeding	0	0	0	0.0	0%
B	School Zone.	0	0	0	0.0	0%
C	Ran Red Light.	1	0	1	0.5	6%
D	Stop Sign.	3	0	3	1.5	18%
E	Invalid Vehicle Registration	0	0	0	0.0	0%
F	Invalid M.V. Inspect	0	0	0	0.0	0%
G	No Seat Belt	3	0	3	1.5	18%
H	No Insurance.	1	0	1	0.5	6%
I	No Driver's License	6	0	6	3.0	35%
J	Defective Equipment	0	0	0	0.0	0%
K	Other Violation	3	0	3	1.5	18%
L	Written Warnings	0	0	0	0.0	0%
M	Verbal Warning	4	3	7	3.5	100%
N	Citation	17	0	17	8.5	71%
O	Total Violations	21	3	24	12.0	100%

P. Traffic Law Enforcement Total:



Q. Citations vs. Warnings Monthly Total:

0024

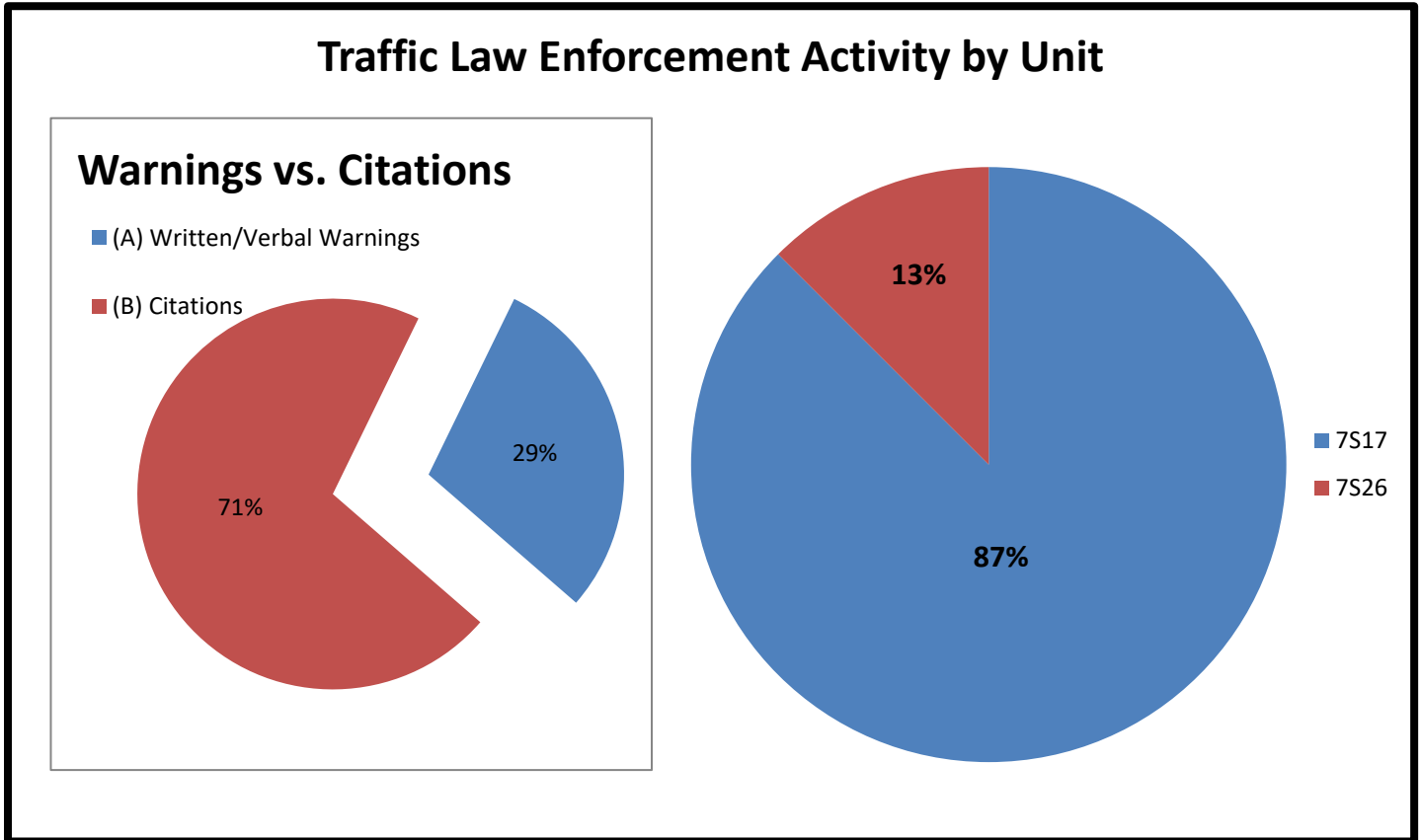
*	<i>Warnings vs. Citations</i>	7S17	7S26	TOT	AVER	%
(A)	Written/Verbal Warnings	4	3	7	3.5	29%
(B)	Citations	17	0	17	8.5	71%
(C)	<i>Totals</i>	21	3	24	12.0	100%

R. Sources of Calls for Service Monthly Total:

0526

*	<i>Sources of Calls for Service</i>	7S17	7S26	TOT	AVER	%
(A)	On View	17	0	17	8.5	3%
(B)	Dispatched	10	9	19	9.5	4%
(C)	Self-Initiated	255	235	490	245.0	93%
(D)	<i>Totals</i>	282	244	526	263.0	100%

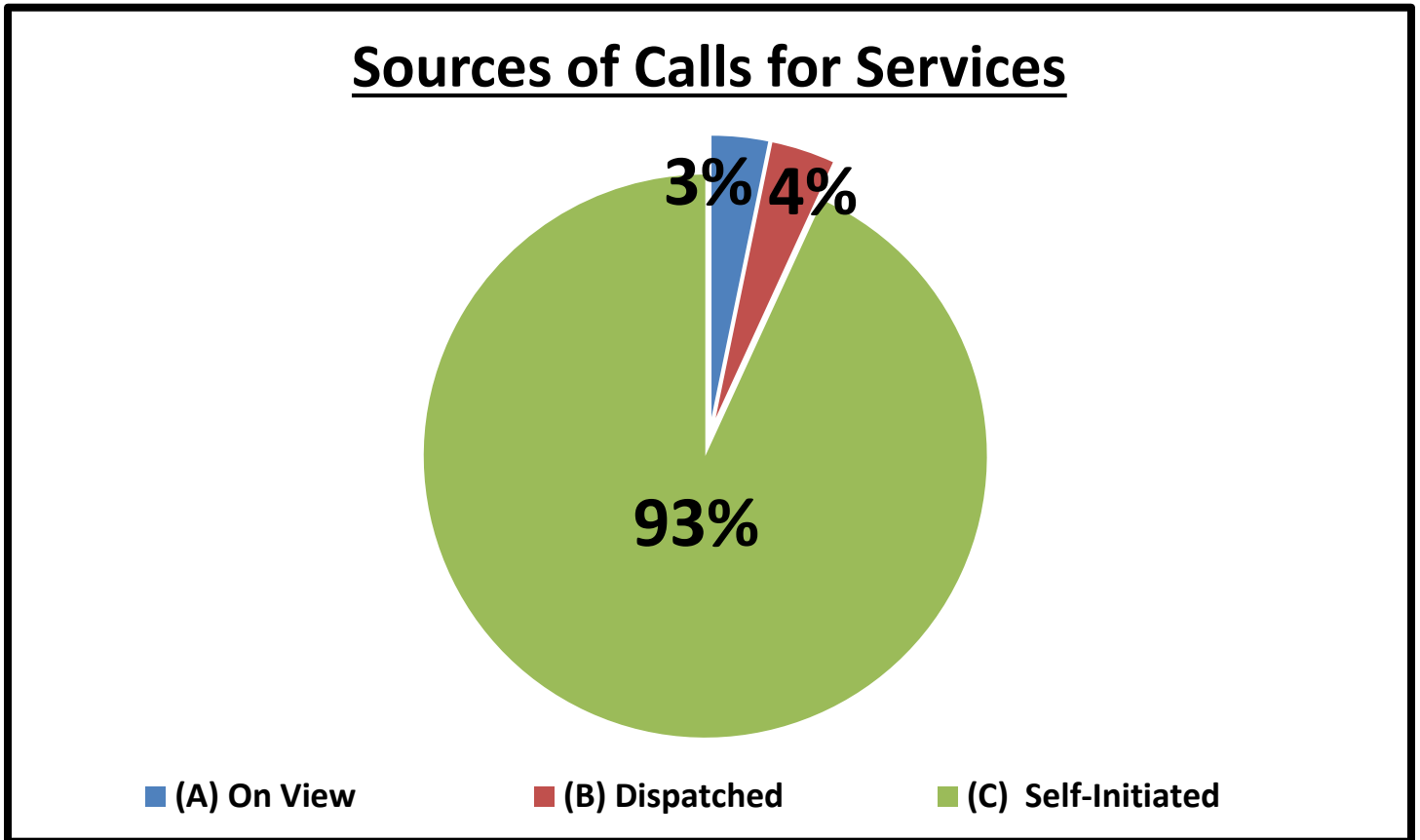
S. Sources of Calls for Service Percentages:



T. Sources of Calls for Service Percentages:

*	Sources of Calls for Service	7S17	7S26		TOT	AVER	%
(A)	On View	6%	0%		3%	0.0	3%
(B)	Dispatched	4%	4%		4%	0.0	4%
(C)	Self-Initiated	90%	96%		93%	0.5	93%
(D)	<i>Totals</i>	100%	100%		100%	0.5	100%

U. Sources of Calls for Service Percentages:



V. Free Reserve Personnel Time Utilized in Contract Monthly Total: 000

*	<i>Free Reserve Personnel Time</i>	7S17	7S26		TOT	AVER	%
(A)	<i>Totals</i>	0	0		0	0.0	#DIV/0!

W. Monthly Productivity Analysis Report (M.P.A.R.) - Executive Summary:

*	Unit	7S17	7S26		TOT	AVER
1	Patrol Activity	282	244		526	263.0
2	Security Checks	278	243		521	260.5
3	C.I.T. Interactions	0	0		0	0.0
4	Offense/Incident Reports	0	1		1	0.5
*	<i>Total Service Calls</i>	560	488		1048	524.0
1	Criminal Arrests	0	0		0	0.0
2	Citations Issued	17	0		17	8.5
3	Written & Verbal Warnings	4	3		7	3.5
*	<i>Enforcement Service Calls</i>	21	3		24	12.0
*	<i>Total Hours</i>	160	160		320	160.0
1	Sick Time Used	0	0		0	0.0
2	Vacation Time Used	8	0		8	4.0
3	Training Time Used	0	0		0	0.0
4	Compensatory Time Used	8	0		8	4.0
*	<i>Hours Actually Worked</i>	144	160		304	152.0
*	<i>Unit Productivity Ratio</i>	4.0	3.1		3.5	3.5

X. Mileage Total:

1874

*	Mileage	7S17	7S26		TOT	AVER	%
(A)	<i>Totals</i>	959	915		1874	937.0	356%

Y. Patrol Alert Submission Report:

*	Received				Subject
00x	Date	Time	Code	Location	
A.	Oct 12	1930 hours	BBVWPA – ID681	10906 Braesforest Drive	Extra patrol requested at the location to deter any criminal activity and loitering in the area.

Z. Incident Summaries:

01.	OCTOBER 10, 2017	1900 HOURS	ABANDONED VEHICLE		DEPUTY M. RODRIGUEZ	
	EVENINGSHIFT:	10900 CONSUELA	BBVW	"N/A"	HC:	17-0160873
	On October 10, 2017, a Tuesday , at approximately 1950 hours, while on patrol in the "Braeburn Valley West Contract" Deputy M. Rodriguez riding unit 87S26 was performing routine patrol and law enforcement services when I (Deputy M. Rodriguez) was dispatched to an abandoned vehicle blocking moving lane of traffic. Deputy Rodriguez arrived and collected all pertinent information. Deputy Rodriguez towed the Abandoned Vehicle. The patrol activity type is " PAT=F ".					

AA. Hotspot Report:

See Appendix A1 for Hotspot Report:

Please note: 87s17 = Deputy U. Fountain and 87s26= Deputy M. Rodriguez

Sergeant Jon Meek

Sergeant Jon Meek
Neighborhood Patrol Division, First Line Supervisor
Harris County Constable's Office of Precinct 713-643-6602