



**MAY WALKER**, CONSTABLE  
PRECINCT SEVEN  
HARRIS COUNTY, TEXAS

MAIN OFFICE  
5300 Griggs Road  
Houston, Texas 77021  
PHONE (713) 643-6602  
FAX (713) 643-3401

**Date: June 12, 2018**

From: Sergeant Jon Meek  
Neighborhood Patrol Division, First Line Supervisor  
Harris County Constable's Office of Precinct "7"

To: Property Owners Association  
Board of Directors & Management Company

Subject: May Monthly Productivity Analysis Report  
Enclosure: **MPAR – May 2018**  
Distribution: Executive Command Staff & Board of Directors & Management Company

The purpose of this "**Monthly Productivity Analysis Report**" (M.P.A.R.) is to provide the executive command staff with the appropriate data to analyze the productivity of assigned personnel and their shifts' activities to allow for the validation of individual and divisional performance evaluations. With regard to the specific contents of the report, there are 18 distinctive component parts of this report. These components are enumerated below:

- |  |   |
|--|---|
| 01. Patrol Activity Details                | 10. Traffic Enforcement Report                |
| 02. Patrol Activity Analytical Summary     | 11. Trends & Percentages of Traffic           |
| 03. Patrol Activity Percentages & Trends   | 12. Citation & Warning Issuance Review        |
| 04. Security Checks Report                 | 13. Call for Service Report ( <i>C.F.S.</i> ) |
| 05. Security Checks Percentages & Trends   | 14. Trends & Percentages for <i>C.F.S.</i>    |
| 06. Crisis Intervention Disposition Report | 15. Overtime Report (service at no Cost)      |
| 07. Offense/Incident Generation Report     | 16. Reserve Deputy Use (at no Cost)           |
| 08. Criminal Arrest Types Report           | 17. Incident Summarization                    |
| 09. Warrant Execution Report               | 18. Hotspot Report Data Review                |

A cursory analysis of the statistical data from this report should be demonstrative of the quality of performance of this agency in realizing the contractual obligations and the overall achievement of the goals and objectives of this Agency and the Contract Division.

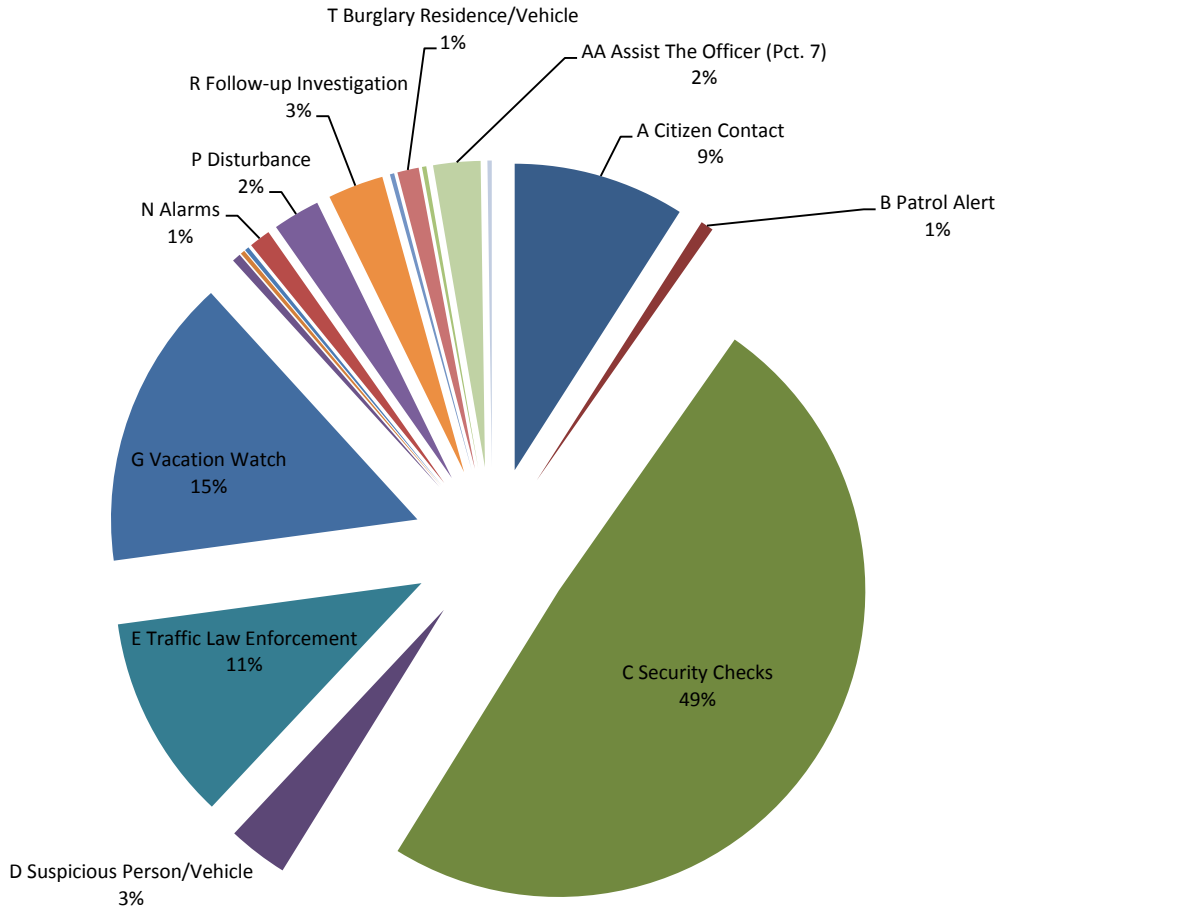
# A. Patrol Activity Monthly Total:

0442

*	<i>Patrol Activity Types</i>	7S17	7S26	TOT	AVER	%
A	Citizen Contact	28	12	40	20.0	9%
B	Patrol Alert	0	3	3	1.5	1%
C	Security Checks	46	171	217	108.5	49%
D	Suspicious Person/Vehicle	7	7	14	7.0	3%
E	Traffic Law Enforcement	43	5	48	24.0	11%
F	Offense/Incident Reports	0	0	0	0.0	0%
G	Vacation Watch	27	41	68	34.0	15%
H	Open Door / Window	0	0	0	0.0	0%
I	Assist Contract Citizen	0	0	0	0.0	0%
J	Welfare Check / Med.	1	1	2	1.0	0%
K	Traffic Initiative	0	0	0	0.0	0%
L	Traffic Hazard	0	1	1	0.5	0%
M	Animal Humane	0	1	1	0.5	0%
N	Alarms	1	4	5	2.5	1%
O	Mental Cases (171)	0	0	0	0.0	0%
P	Disturbance	1	10	11	5.5	2%
Q	Criminal Investigation	0	0	0	0.0	0%
R	Follow-up Investigation	10	3	13	6.5	3%
S	Criminal Mischief	0	1	1	0.5	0%
T	Burglary Residence/Vehicle	3	2	5	2.5	1%
U	Theft / Theft of Business	0	1	1	0.5	0%
V	Citizen Assaulted	0	0	0	0.0	0%
W	Robbery of an Individual	0	0	0	0.0	0%
X	Trespass Warning	0	0	0	0.0	0%
Y	Major/Minor Crash	0	0	0	0.0	0%
Z	Child Custody Disputes	0	0	0	0.0	0%
AA	Assist The Officer (Pct. 7)	10	1	11	5.5	2%
BB	Runaway Missing Persons	0	0	0	0.0	0%
CC	Assisted LEA	0	0	0	0.0	0%
DD	Solicitors	0	0	0	0.0	0%
EE	Meeting/Event/Ct.	0	1	1	0.5	0%
*	<i>MONTH TOTALS</i>	177	265	442	221.0	100%

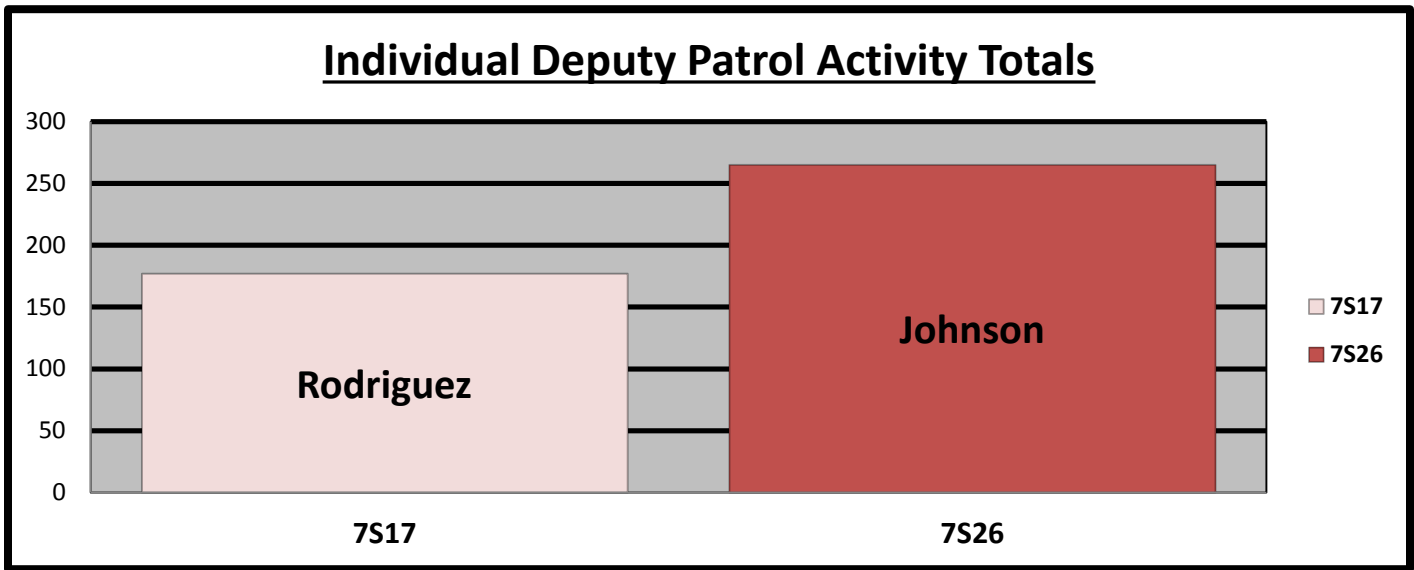
# A1. Patrol Activity Percentage:

## Percentage of Patrol Activity



- |                               |                              |                                  |                                |
|-------------------------------|------------------------------|----------------------------------|--------------------------------|
| ■ A Citizen Contact           | ■ B Patrol Alert             | ■ C Security Checks              | ■ D Suspicious Person/Vehicle  |
| ■ E Traffic Law Enforcement   | ■ F Offense/Incident Reports | ■ G Vacation Watch               | ■ H Open Door / Window         |
| ■ I Assist Contract Citizen   | ■ J Welfare Check / Med.     | ■ K Traffic Initiative           | ■ L Traffic Hazard             |
| ■ M Animal Humane             | ■ N Alarms                   | ■ O Mental Cases (171)           | ■ P Disturbance                |
| ■ Q Criminal Investigation    | ■ R Follow-up Investigation  | ■ S Criminal Mischief            | ■ T Burglary Residence/Vehicle |
| ■ U Theft / Theft of Business | ■ V Citizen Assaulted        | ■ W Robbery of an Individual     | ■ X Trespass Warning           |
| ■ Y Major/Minor Crash         | ■ Z Child Custody Disputes   | ■ AA Assist The Officer (Pct. 7) | ■ BB Runaway Missing Persons   |
| ■ CC Assisted LEA             | ■ DD Solicitors              | ■ EE Meeting/Event/Ct.           |                                |

**B. Patrol Activity by Braeburn Valley West Personnel:**

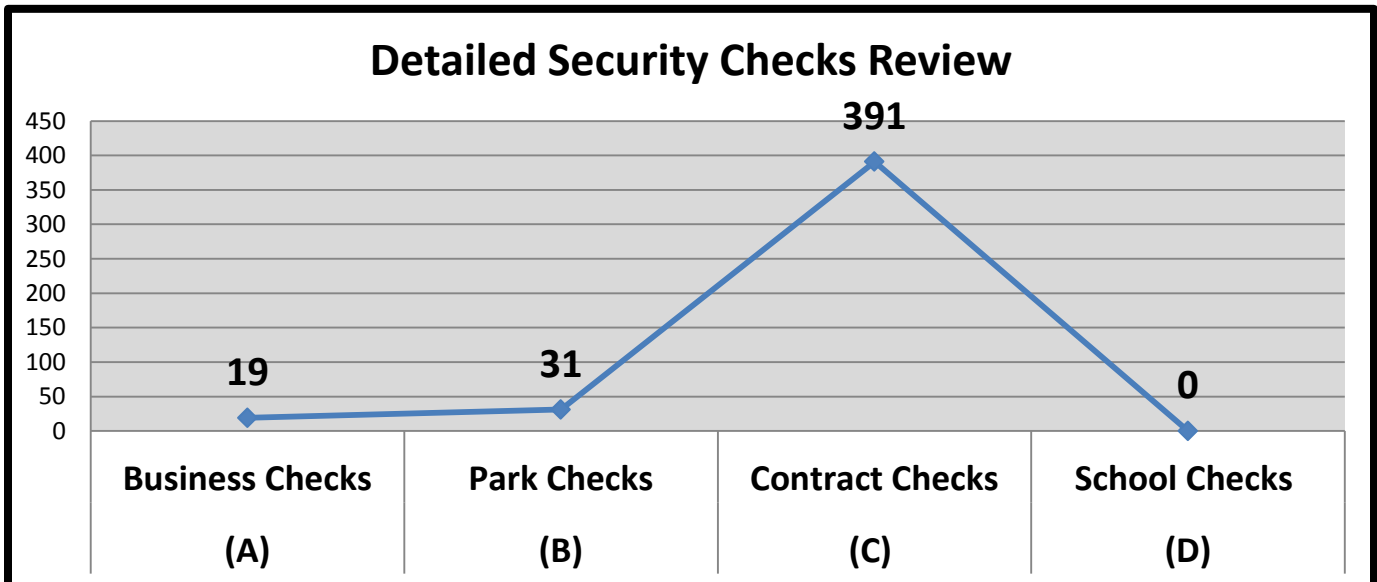


**C. Security Checks Monthly Total:**

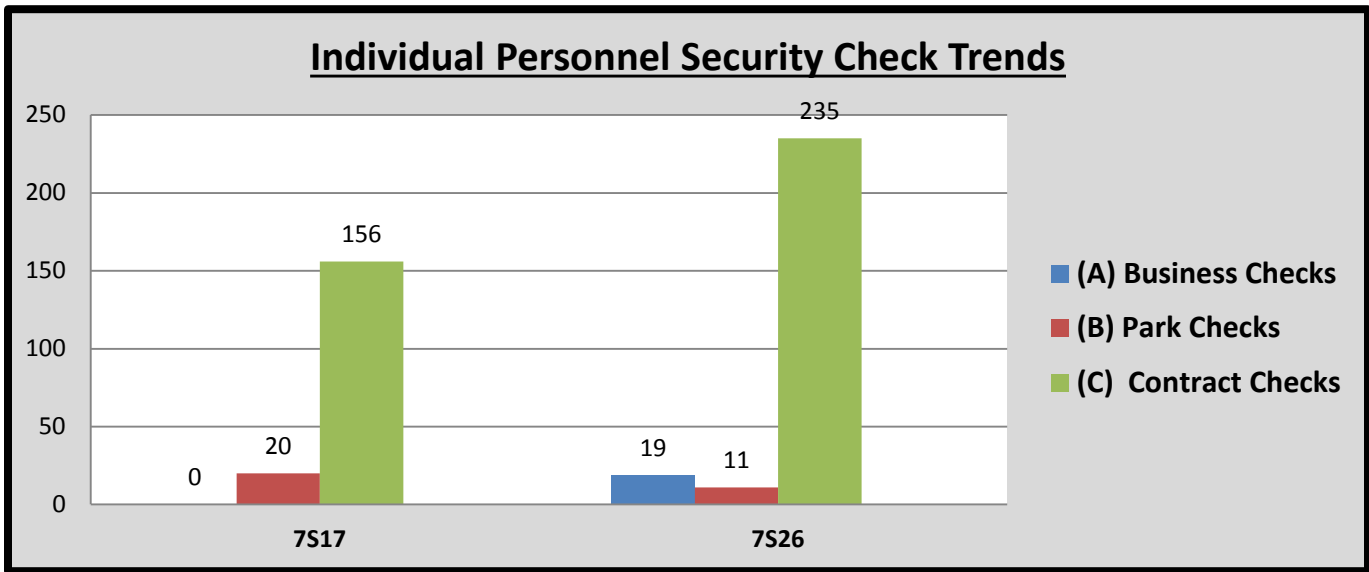
**0441**

*	Security Checks	7S17	7S26	TOT	AVER	%
(A)	Business Checks	0	19	19	9.5	4%
(B)	Park Checks	20	11	31	15.5	7%
(C)	Contract Checks	156	235	391	195.5	89%
(D)	Plaza Checks	0	0	0	0.0	0%
(E)	Totals	176	265	441	220.5	100%

**D. Detailed Security Checks Monthly:**



**E. Individual Personnel Security Check Trends:**



**F. CIT/MHO Dispositions Monthly Total:**

**000**

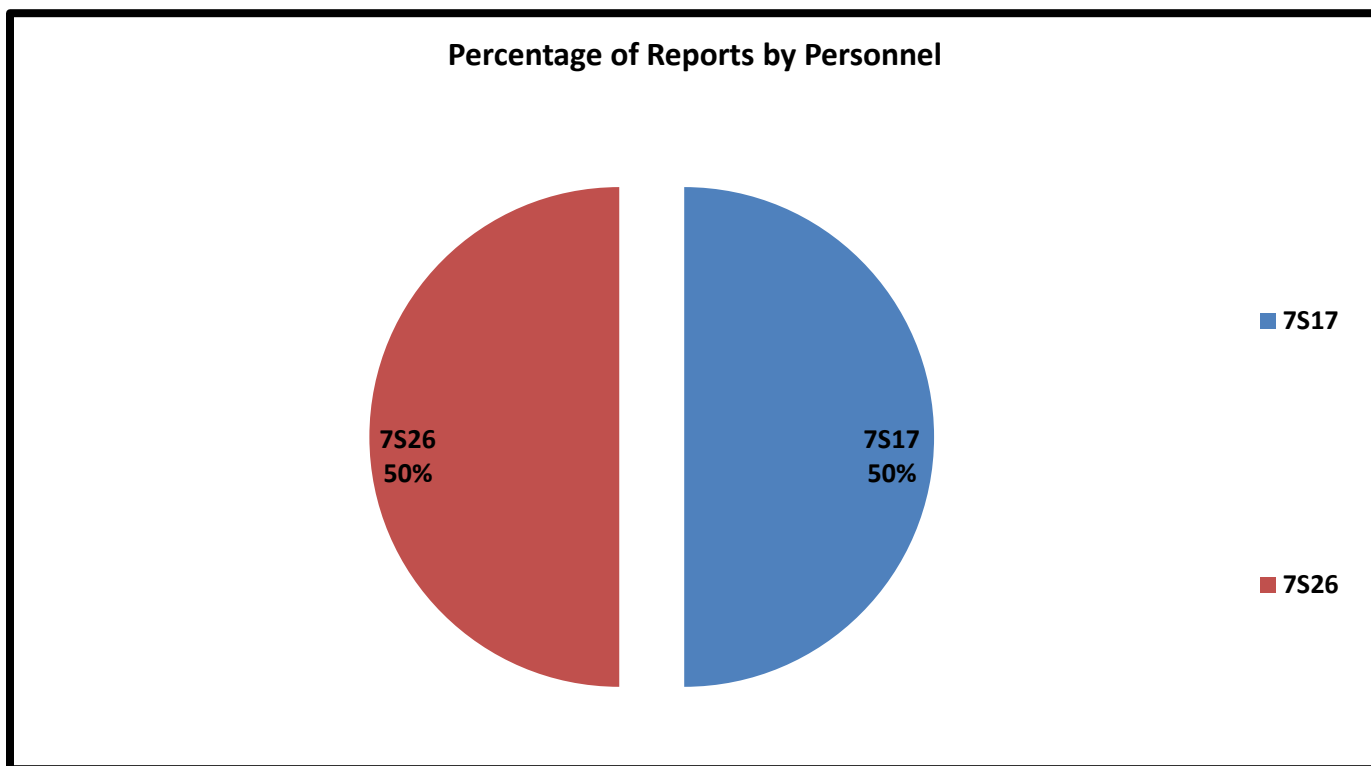
*	<i>C.I.T. Dispositions</i>	7S17	7S26	TOT	AVER	%
(A)	CIT/MHO Outside Referral	0	0	0	0.0	#DIV/0!
(B)	CIT/MHO Transport	0	0	0	0.0	#DIV/0!
(C)	CIT/MHO CIT Contact	0	0	0	0.0	#DIV/0!
(D)	CIT/MHO Arrest	0	0	0	0.0	#DIV/0!
(E)	<i>Totals</i>	0	0	0	0.0	#DIV/0!

**G. Offense/Incident Reports Monthly Total:**

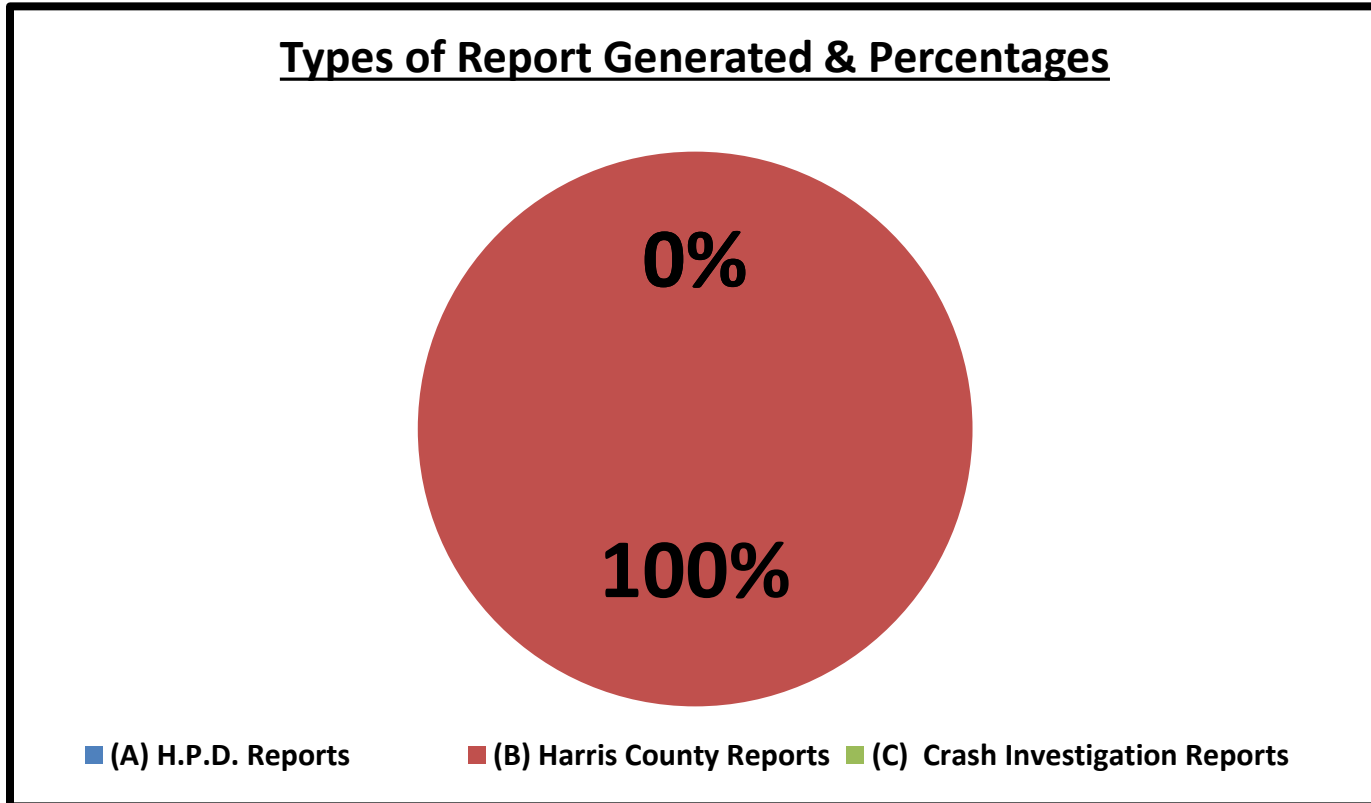
**004**

*	<i>Offense/Incident Reports</i>	7S17	7S26	TOT	AVER	%
(A)	H.P.D. Reports	0	0	0	0.0	0%
(B)	Harris County Reports	2	2	4	2.0	100%
(C)	Crash Investigation Reports	0	0	0	0.0	0%
(D)	<i>Totals</i>	2	2	4	2.0	100%

## H. Report Generation Percentages:



## I. Percentages:

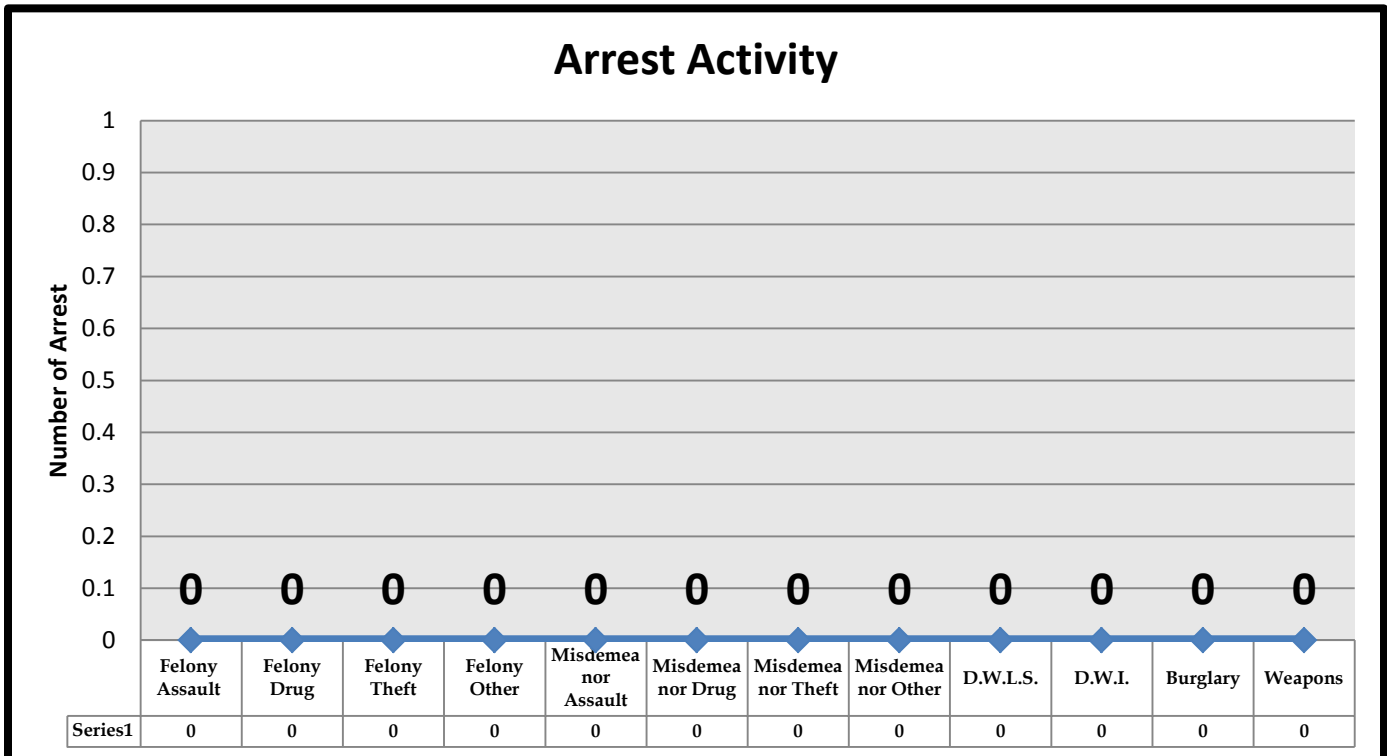


**J. Types of Criminal Arrests Monthly Total:**

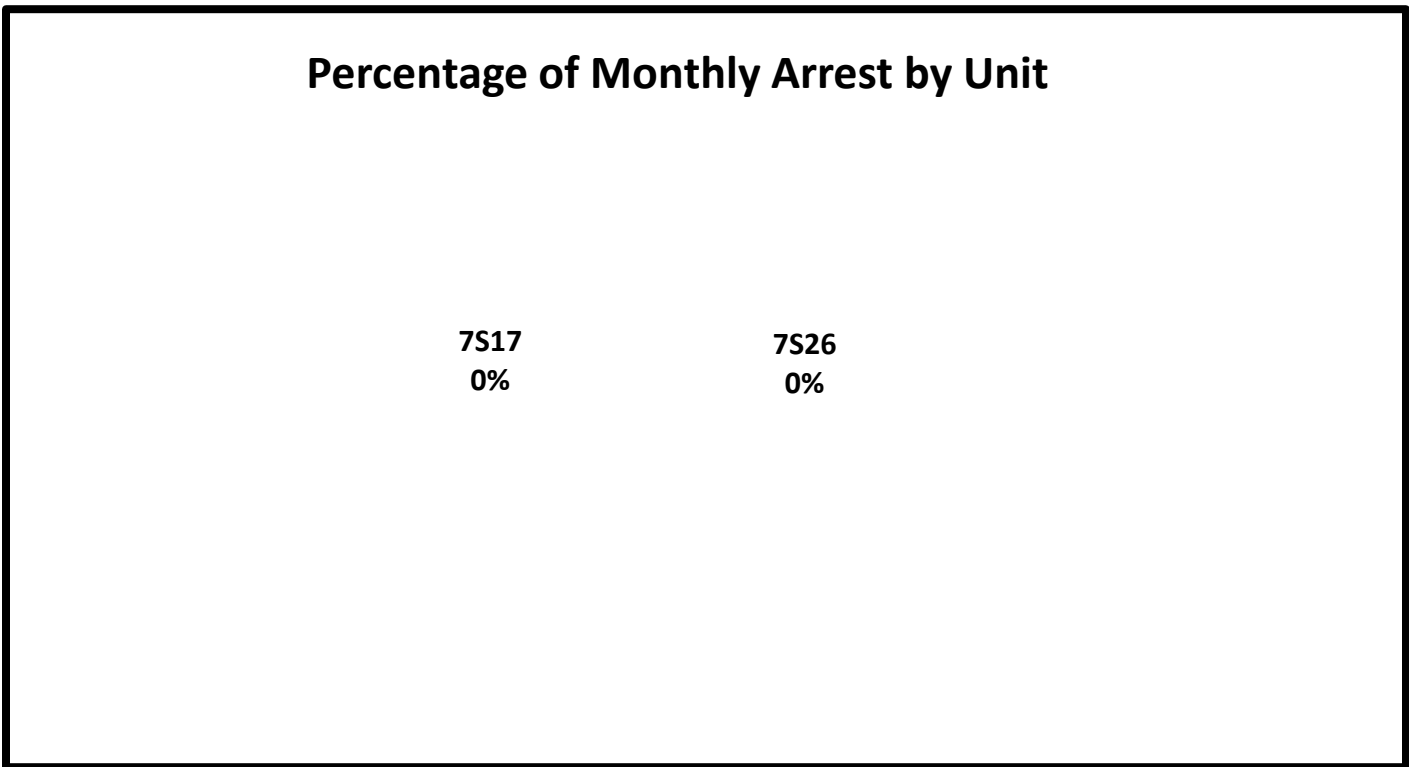
**000**

*	Types of Criminal Arrests	7S17	7S26	TOT	AVER	%
A	Felony Assault	0	0	0	0.0	#DIV/0!
B	Felony Drug	0	0	0	0.0	#DIV/0!
C	Felony Theft	0	0	0	0.0	#DIV/0!
D	Felony Other	0	0	0	0.0	#DIV/0!
E	Misdemeanor Assault	0	0	0	0.0	#DIV/0!
F	Misdemeanor Drug	0	0	0	0.0	#DIV/0!
G	Misdemeanor Theft	0	0	0	0.0	#DIV/0!
H	Misdemeanor Other	0	0	0	0.0	#DIV/0!
I	D.W.L.S.	0	0	0	0.0	#DIV/0!
J	D.W.I.	0	0	0	0.0	#DIV/0!
K	Burglary	0	0	0	0.0	#DIV/0!
L	Weapons	0	0	0	0.0	#DIV/0!
M	Totals	0	0	0	0.0	#DIV/0!

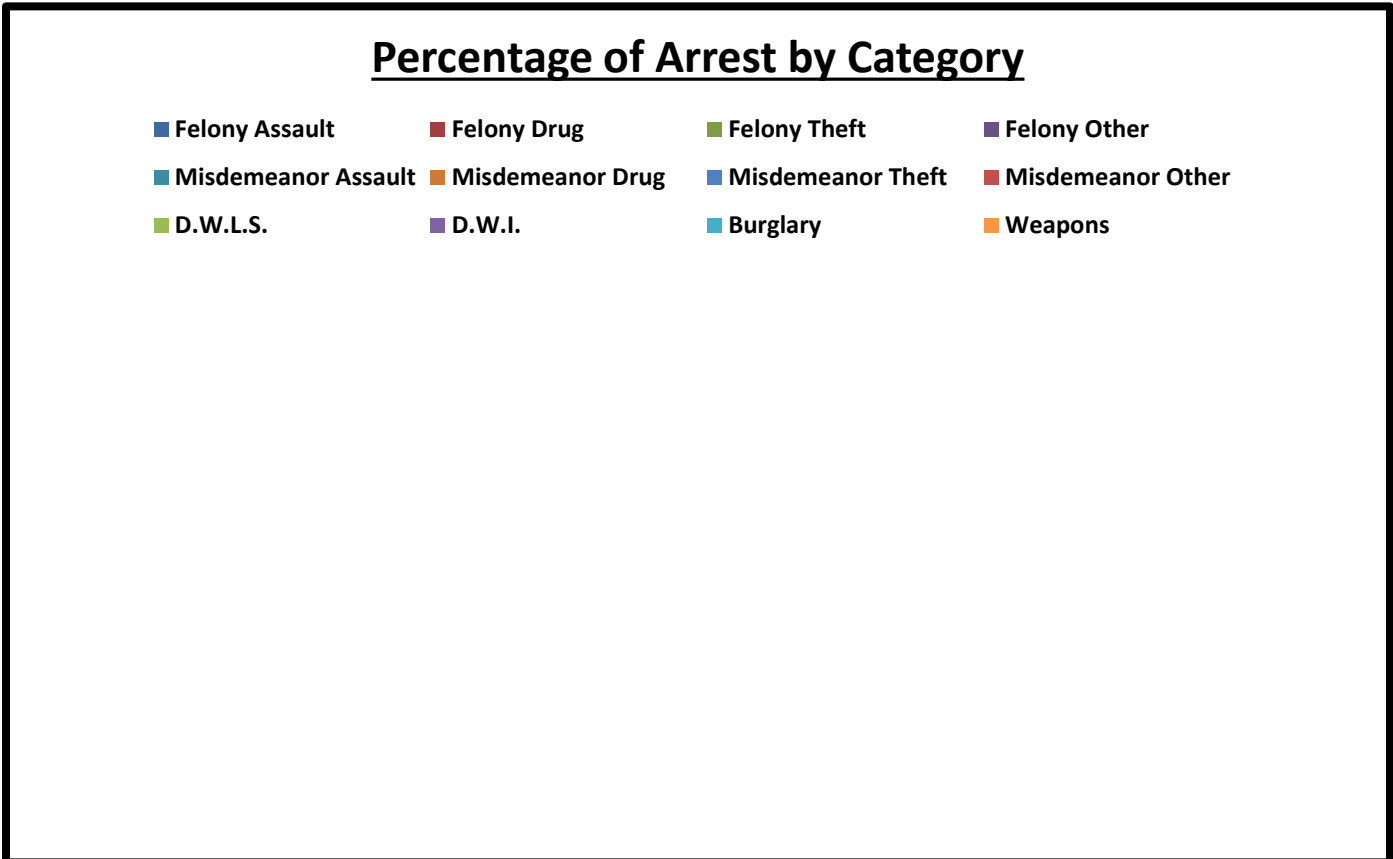
**K. Types of Criminal Arrests Monthly Total:**



**L. Types of Criminal Arrests Monthly Total:**



**M. Types of Criminal Arrests Monthly Total:**





**N. Executed Warrant Monthly Total:**

**000**

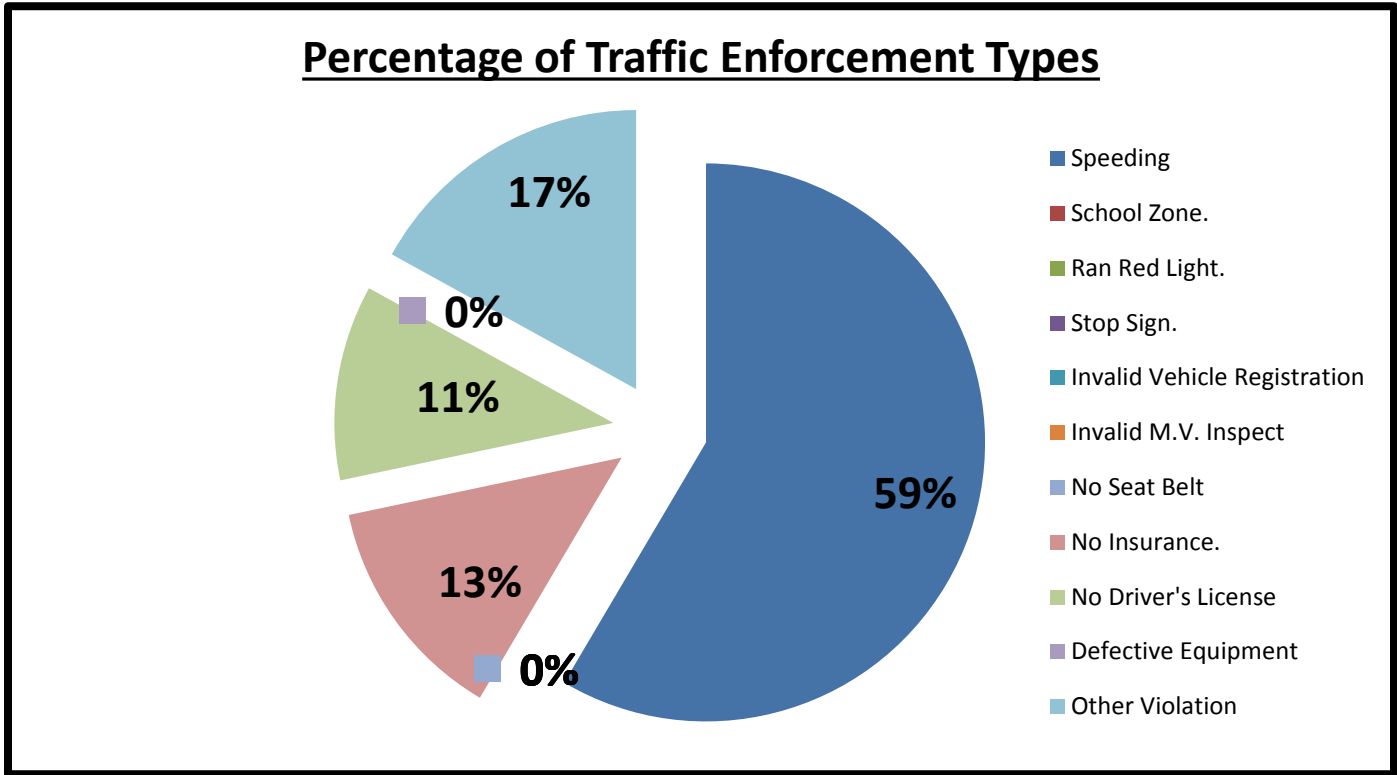
*	<i>Executed Warrants</i>	7S17	7S26	TOT	AVER	%
(A)	Felony Warrants	0	0	0	0.0	#DIV/0!
(B)	Misdemeanor Warrants	0	0	0	0.0	#DIV/0!
(C)	<i>Totals</i>	0	0	0	0.0	#DIV/0!

**O. Traffic Law Enforcement Total:**

**062**

*	<i>Traffic Enforcement</i>	7S17	7S26	TOT	AVER	%
A	Speeding	30	1	31	15.5	58%
B	School Zone.	0	0	0	0.0	0%
C	Ran Red Light.	0	0	0	0.0	0%
D	Stop Sign.	0	0	0	0.0	0%
E	Invalid Vehicle Registration	0	0	0	0.0	0%
F	Invalid M.V. Inspect	0	0	0	0.0	0%
G	No Seat Belt	0	0	0	0.0	0%
H	No Insurance.	7	0	7	3.5	13%
I	No Driver's License	6	0	6	3.0	11%
J	Defective Equipment	0	0	0	0.0	0%
K	Other Violation	9	0	9	4.5	17%
L	Written Warnings	0	0	0	0.0	0%
M	Verbal Warning	9	0	9	4.5	100%
N	Citation	52	1	53	26.5	85%
O	Total Violations	61	1	62	31.0	100%

**P. Traffic Law Enforcement Total:**



**Q. Citations vs. Warnings Monthly Total:**

**062**

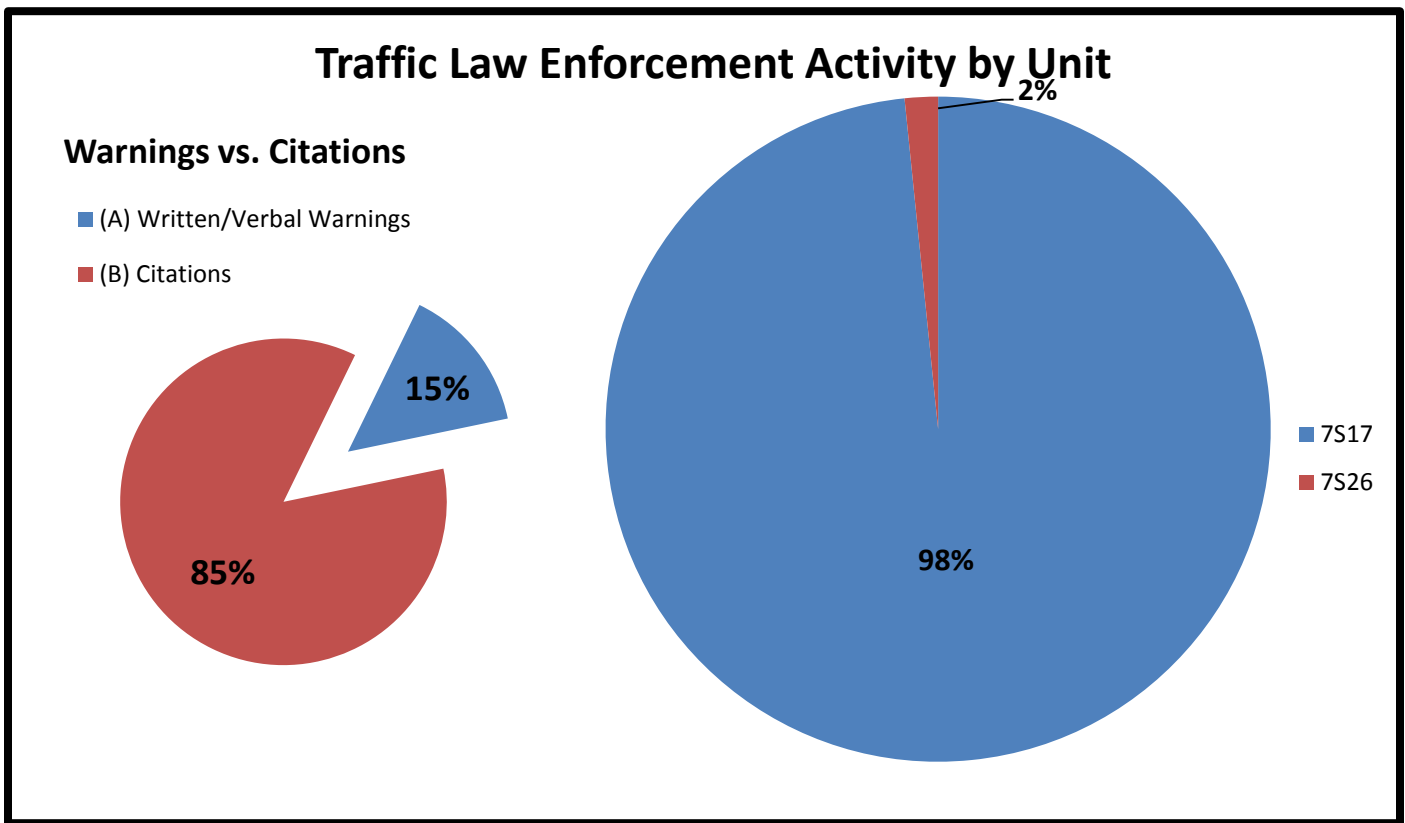
*	Warnings vs. Citations	7S17	7S26	TOT	AVER	%
(A)	Written/Verbal Warnings	9	0	9	4.5	15%
(B)	Citations	52	1	53	26.5	85%
(C)	<i>Totals</i>	61	1	62	31.0	100%

**R. Sources of Calls for Service Monthly Total:**

**442**

*	Sources of Calls for Service	7S17	7S26	TOT	AVER	%
(A)	On View	0	0	0	0.0	0%
(B)	Dispatched	11	1	12	6.0	3%
(C)	Self-Initiated	166	264	430	215.0	97%
(D)	<i>Totals</i>	177	265	442	221.0	100%

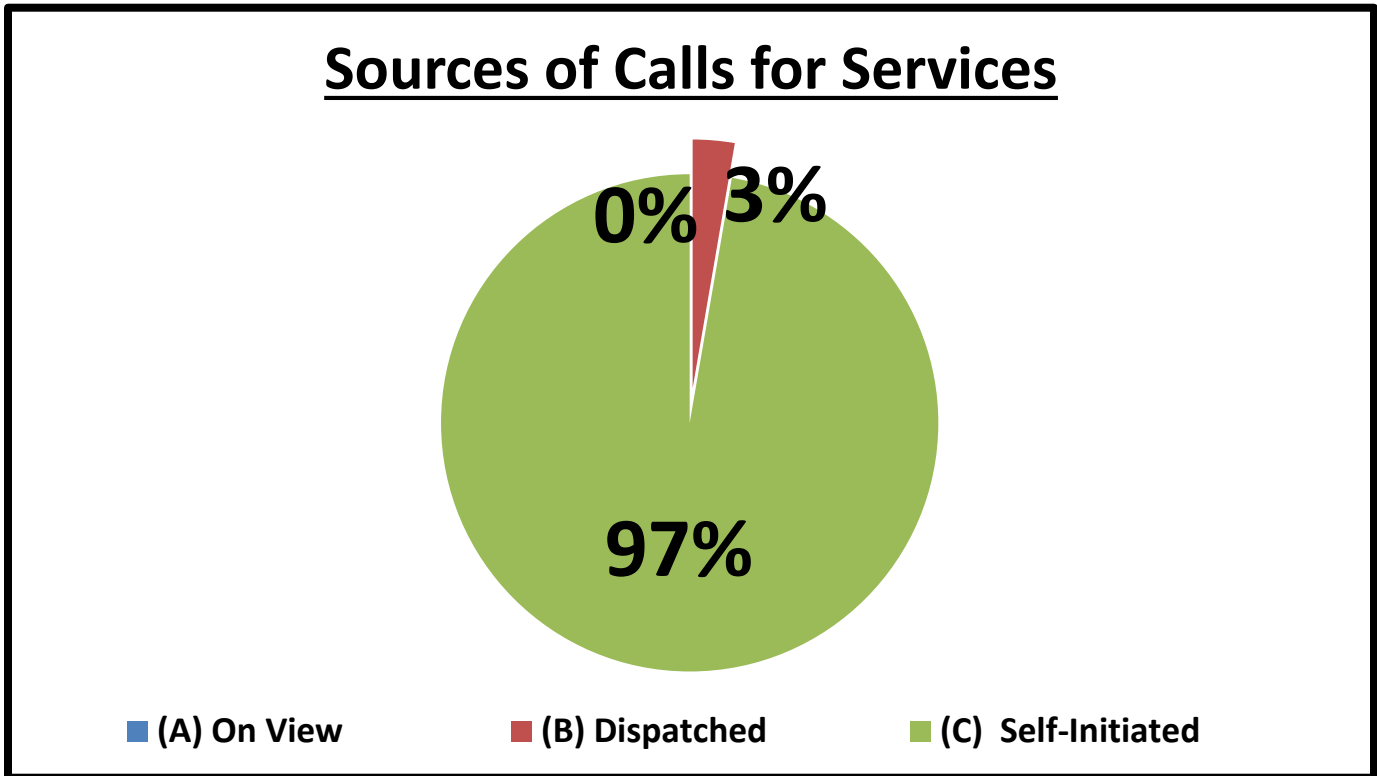
**S. Sources of Calls for Service Percentages:**



**T. Sources of Calls for Service Percentages:**

*	Sources of Calls for Service	7S17	7S26	TOT	AVER	%
(A)	On View	0%	0%	0%	0.0	0%
(B)	Dispatched	6%	0%	3%	0.0	3%
(C)	Self-Initiated	94%	100%	97%	0.5	97%
(D)	Totals	100%	100%	100%	0.5	100%

U. Sources of Calls for Service Percentages:



V. Free Reserve Personnel Time Utilized in Contract Monthly Total: **000**

*	<i>Free Reserve Personnel Time</i>	7S17	7S26		TOT	AVER	%
(A)	<i>Totals</i>	0	0		0	0.0	#DIV/0!

## W. Monthly Productivity Analysis Report (M.P.A.R.) - Executive Summary:

*	Unit	7S17	7S26	TOT	AVER
1	Patrol Activity	177	265	442	221.0
2	Security Checks	176	265	441	220.5
3	C.I.T. Interactions	0	0	0	0.0
4	Offense/Incident Reports	2	2	4	2.0
*	<i>Total Service Calls</i>	355	532	887	443.5
1	Criminal Arrests	0	0	0	0.0
2	Citations Issued	52	1	53	26.5
3	Written & Verbal Warnings	9	0	9	4.5
*	<i>Enforcement Service Calls</i>	61	1	62	31.0
*	<i>Total Hours</i>	160	160	320	160.0
1	Sick Time Used	0	0	0	0.0
2	Vacation Time Used	0	0	0	0.0
3	Training Time Used	0	0	0	0.0
4	Compensatory Time Used	0	0	0	0.0
*	<i>Hours Actually Worked</i>	160	160	320	160.0
*	<i>Unit Productivity Ratio</i>	2.6	3.3	3.0	3.0

## X. Mileage Total:

**1936**

*	Mileage	7S17	7S26	TOT	AVER	%
(A)	<i>Totals</i>	973	963	1936	968.0	438%

## Y. Patrol Alert Submission Report:

*	Received				Subject
00x	Date	Time	Code	Location	
A.					

## Z. Incident Summaries:

01.	MAY 18, 2018	2100 HOURS	CRIMINAL MISCHIEF		DEPUTY T. JOHNSON	
	NIGHTSHIFT:	9100 RENTUR DRIVE	BBVW	"M"	HC:	18-0079372
<p>On May 18, 2018, a <b>Friday</b>, at approximately 2100 hours, while on patrol in the "Braeburn Valley West Contract" Deputy T. Johnson was dispatched to a criminal mischief at 9100 block of Rentur Drive. Latent fingerprints were lifted from this scene. No suspect identified at this time. Case under further investigation. The patrol activity type is "PAT=S".</p>						
02.	MAY 19, 2018	1900 HOURS	THEFT REPORT		DEPUTY T. JOHNSON	
	NIGHTSHIFT:	7700 CREEKBEND DRIVE	BBVW	"M"	HC:	18-0079857
<p>On May 19, 2018, a <b>Saturday</b>, at approximately 1900 hours, while on patrol in the "Braeburn Valley West Contract" Deputy T. Johnson was dispatched to a theft at 7700 Creekbend Drive. No Latent fingerprints were lifted from this scene. No suspect identified at this time. Case under further investigation. The patrol activity type is "PAT=U".</p>						
03.	MAY 28, 2018	1100 HOURS	BURGLARY MOTOR VEHICLE		DEPUTY M. RODRIGUEZ	
	DAYSHIFT:	9400 KRISTIN DRIVE	BBVW	"M"	HC:	18-0084917
<p>On May 28, 2018, a <b>Monday</b>, at approximately 1100 hours, while on patrol in the "Braeburn Valley West Contract" Deputy M. Rodriguez was performing routine patrol and law enforcement services when I, (Deputy M. Rodriguez) was flagged down regarding a Burglary of two Motor Vehicles that already occurred. BOTH VEHICLES HAD FORCED ENTRY. Deputy made contact with Reportee. Deputy Rodriguez collected all pertinent information. The patrol activity type is "PAT=T".</p>						
04.	MAY 30, 2018	1000 HOURS	BURGLARY MOTOR VEHICLE		DEPUTY M. RODRIGUEZ	
	DAYSHIFT:	9300 WILLOW MEADOW	BBVW	"M"	HC:	18-0086114
<p>On May 29, 2018, a <b>Tuesday</b>, at approximately 1000 hours, while on patrol in the "Braeburn Valley West Contract" Deputy M. Rodriguez was performing routine patrol and law enforcement services when I, (Deputy M. Rodriguez) was flagged down regarding a Burglary of Motor Vehicles that already occurred. FORCED ENTRY WAS MADE. Deputy made contact with Reportee. Deputy Rodriguez collected all pertinent information. The patrol activity type is "PAT=T".</p>						

### Sergeant Jon Meek

Sergeant Jon Meek  
 Neighborhood Patrol Division, First Line Supervisor  
 Harris County Constable's Office of Precinct 713-643-6602