



MAY WALKER, CONSTABLE
PRECINCT SEVEN
HARRIS COUNTY, TEXAS

MAIN OFFICE
5300 Griggs Road
Houston, Texas 77021
PHONE (713) 643-6602
FAX (713) 643-3401

Date: June 3, 2017

From: Sergeant Jon Meek
Neighborhood Patrol Division, First Line Supervisor
Harris County Constable's Office of Precinct "7"

To: Property Owners Association
Board of Directors & Management Company

Subject: May Monthly Productivity Analysis Report
Enclosure: **MPAR – May 2017**
Distribution: Executive Command Staff & Board of Directors & Management Company

The purpose of this "**Monthly Productivity Analysis Report**" (M.P.A.R.) is to provide the executive command staff with the appropriate data to analyze the productivity of assigned personnel and their shifts' activities to allow for the validation of individual and divisional performance evaluations. With regard to the specific contents of the report, there are 18 distinctive component parts of this report. These components are enumerated below:

- | | |
|--|---|
| 01. Patrol Activity Details | 10. Traffic Enforcement Report |
| 02. Patrol Activity Analytical Summary | 11. Trends & Percentages of Traffic |
| 03. Patrol Activity Percentages & Trends | 12. Citation & Warning Issuance Review |
| 04. Security Checks Report | 13. Call for Service Report (<i>C.F.S.</i>) |
| 05. Security Checks Percentages & Trends | 14. Trends & Percentages for <i>C.F.S.</i> |
| 06. Crisis Intervention Disposition Report | 15. Overtime Report (service at no Cost) |
| 07. Offense/Incident Generation Report | 16. Reserve Deputy Use (at no Cost) |
| 08. Criminal Arrest Types Report | 17. Incident Summarization |
| 09. Warrant Execution Report | 18. Hotspot Report Data Review |

A cursory analysis of the statistical data from this report should be demonstrative of the quality of performance of this agency in realizing the contractual obligations and the overall achievement of the goals and objectives of this Agency and the Contract Division.

1961 total miles were driven and the shift responded to **0971** total service calls and conducted **0000** crash investigations. The shift issued **20** traffic citations, made **00** arrest and handled **0021** enforcement service related calls. The average productivity ratio for this month for this shift is **3.3**.

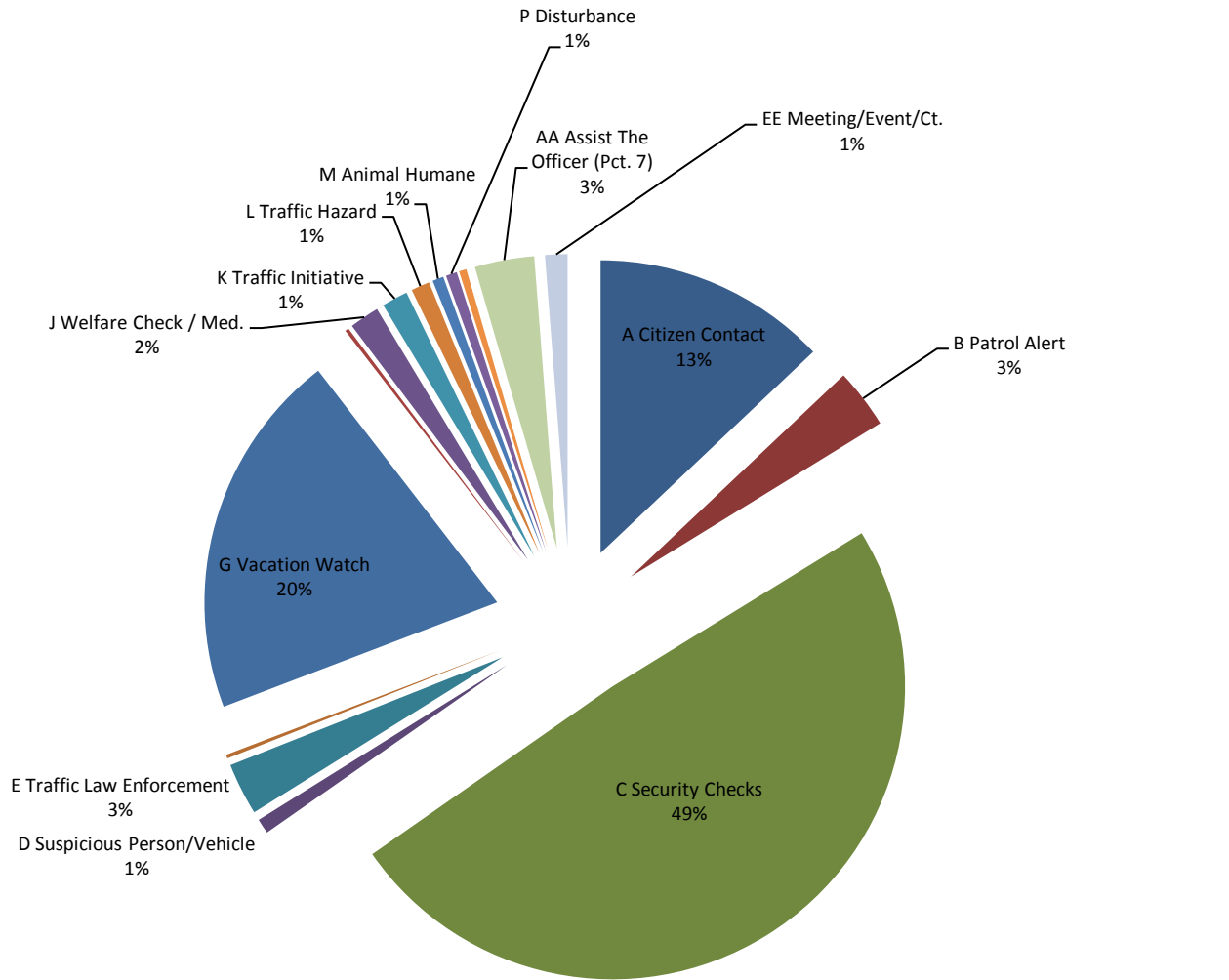
A. Patrol Activity Monthly Total:

0487

*	<i>Patrol Activity Types</i>	7S17	7S26	TOT	AVER	%
A	Citizen Contact	47	16	63	31.5	13%
B	Patrol Alert	11	5	16	8.0	3%
C	Security Checks	106	133	239	119.5	49%
D	Suspicious Person/Vehicle	0	4	4	2.0	1%
E	Traffic Law Enforcement	8	6	14	7.0	3%
F	Offense/Incident Reports	0	1	1	0.5	0%
G	Vacation Watch	45	54	99	49.5	20%
H	Open Door / Window	1	0	1	0.5	0%
I	Assist Contract Citizen	0	0	0	0.0	0%
J	Welfare Check / Med.	8	0	8	4.0	2%
K	Traffic Initiative	0	7	7	3.5	1%
L	Traffic Hazard	2	3	5	2.5	1%
M	Animal Humane	2	1	3	1.5	1%
N	Alarms	0	0	0	0.0	0%
O	Mental Cases (171)	0	0	0	0.0	0%
P	Disturbance	0	3	3	1.5	1%
Q	Criminal Investigation	0	0	0	0.0	0%
R	Follow-up Investigation	2	0	2	1.0	0%
S	Criminal Mischief	0	0	0	0.0	0%
T	Burglary Residence/Vehicle	0	0	0	0.0	0%
U	Theft / Theft of Business	0	0	0	0.0	0%
V	Citizen Assaulted	0	0	0	0.0	0%
W	Robbery of an Individual	0	0	0	0.0	0%
X	Trespass Warning	0	0	0	0.0	0%
Y	Major/Minor Crash	0	0	0	0.0	0%
Z	Child Custody Disputes	0	0	0	0.0	0%
AA	Assist The Officer (Pct. 7)	3	13	16	8.0	3%
BB	Runaway Missing Persons	0	0	0	0.0	0%
CC	Assisted LEA	0	0	0	0.0	0%
DD	Solicitors	0	0	0	0.0	0%
EE	Meeting/Event/Ct.	5	1	6	3.0	1%
*	MONTH TOTALS	240	247	487	243.5	100%

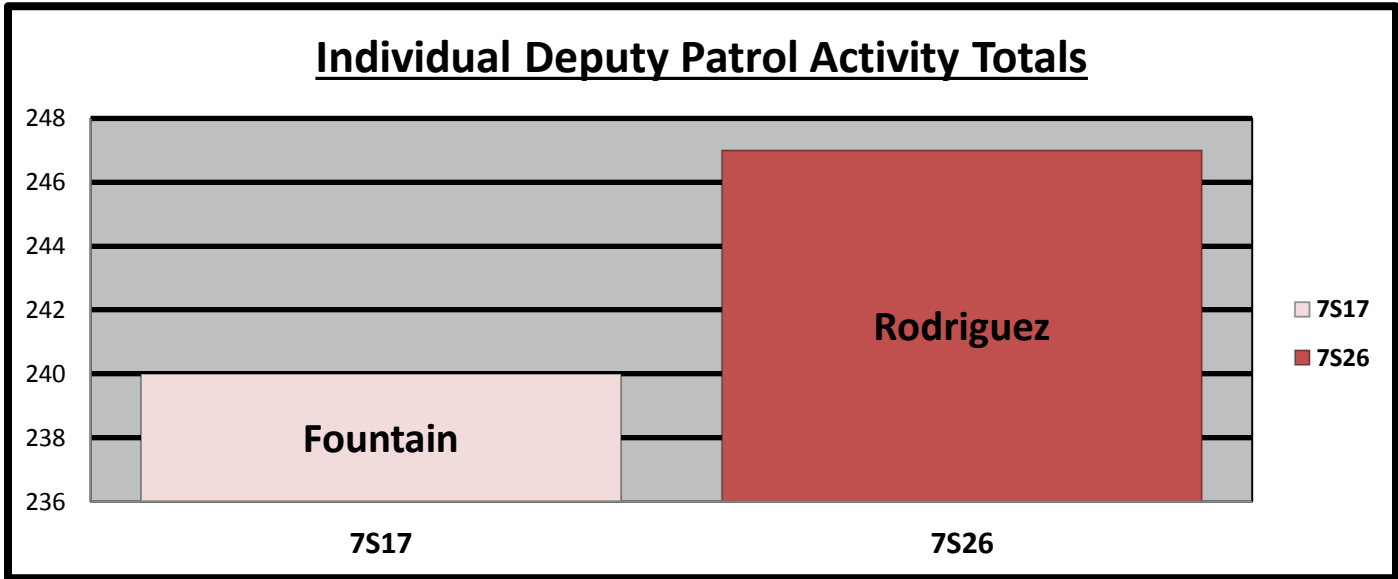
A1. Patrol Activity Percentage:

Percentage of Patrol Activity



- | | | | |
|-------------------------------|------------------------------|----------------------------------|--------------------------------|
| ■ A Citizen Contact | ■ B Patrol Alert | ■ C Security Checks | ■ D Suspicious Person/Vehicle |
| ■ E Traffic Law Enforcement | ■ F Offense/Incident Reports | ■ G Vacation Watch | ■ H Open Door / Window |
| ■ I Assist Contract Citizen | ■ J Welfare Check / Med. | ■ K Traffic Initiative | ■ L Traffic Hazard |
| ■ M Animal Humane | ■ N Alarms | ■ O Mental Cases (171) | ■ P Disturbance |
| ■ Q Criminal Investigation | ■ R Follow-up Investigation | ■ S Criminal Mischief | ■ T Burglary Residence/Vehicle |
| ■ U Theft / Theft of Business | ■ V Citizen Assaulted | ■ W Robbery of an Individual | ■ X Trespass Warning |
| ■ Y Major/Minor Crash | ■ Z Child Custody Disputes | ■ AA Assist The Officer (Pct. 7) | ■ BB Runaway Missing Persons |
| ■ CC Assisted LEA | ■ DD Solicitors | ■ EE Meeting/Event/Ct. | |

B. Patrol Activity by Braeburn Valley West Personnel:

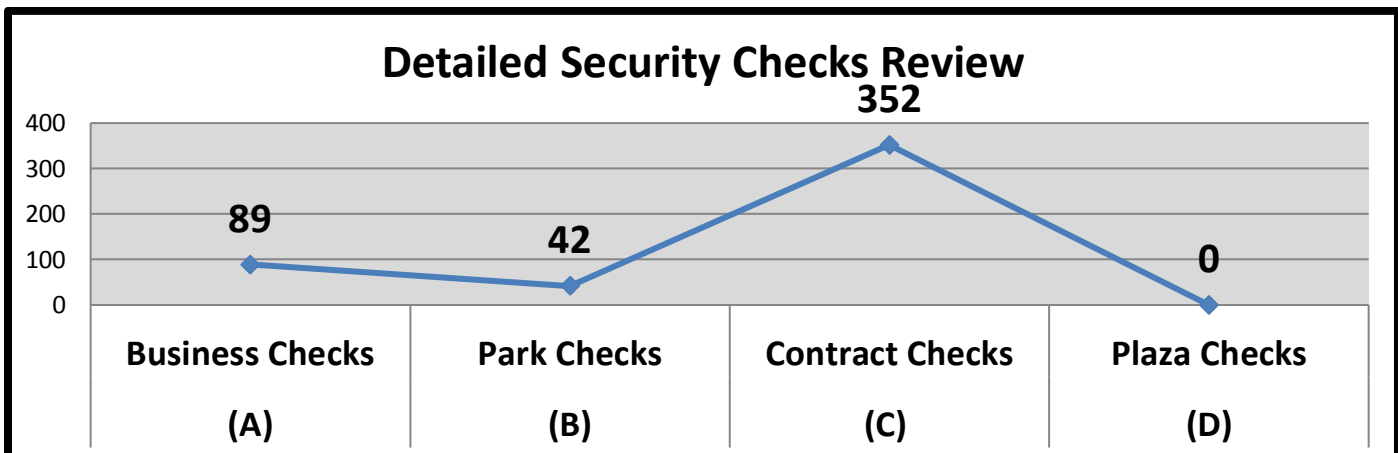


C. Security Checks Monthly Total:

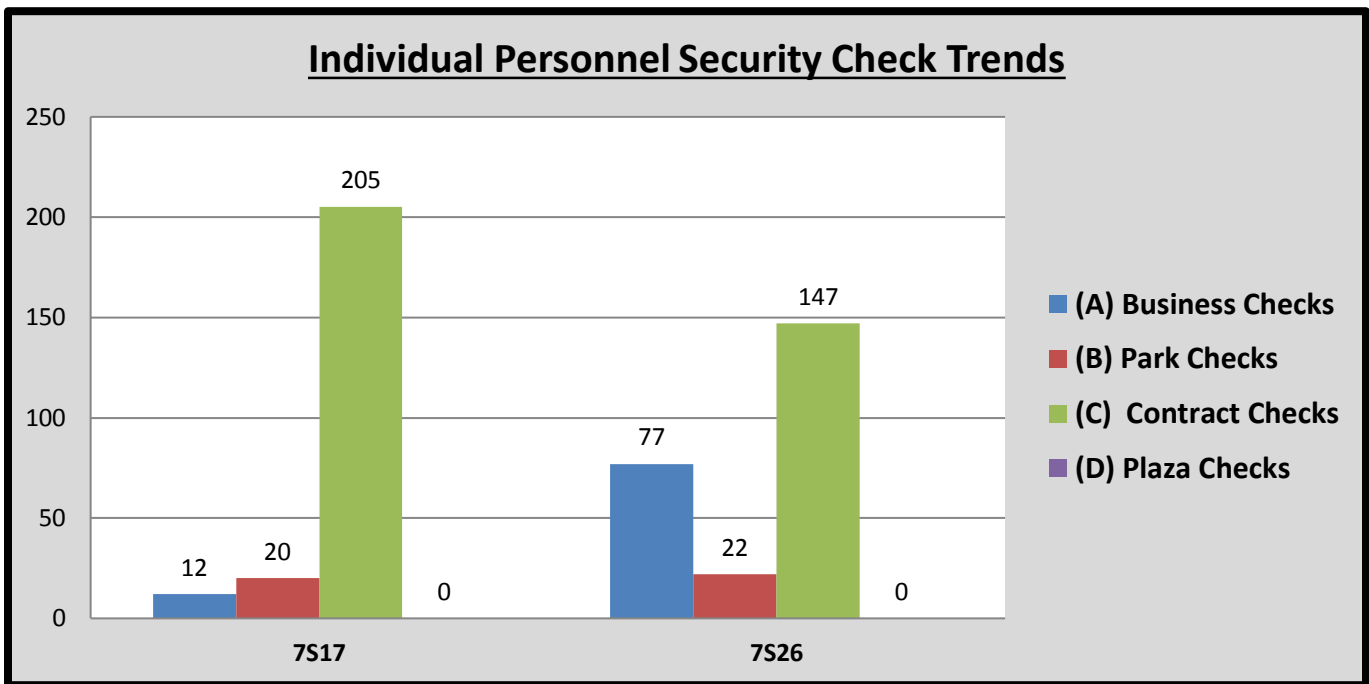
0483

*	Security Checks	7S17	7S26	TOT	AVER	%
(A)	Business Checks	12	77	89	44.5	18%
(B)	Park Checks	20	22	42	21.0	9%
(C)	Contract Checks	205	147	352	176.0	73%
(D)	Plaza Checks	0	0	0	0.0	0%
(E)	<i>Totals</i>	237	246	483	241.5	100%

D. Detailed Security Checks Monthly:



E. Individual Personnel Security Check Trends:



F. CIT/MHO Dispositions Monthly Total:

000

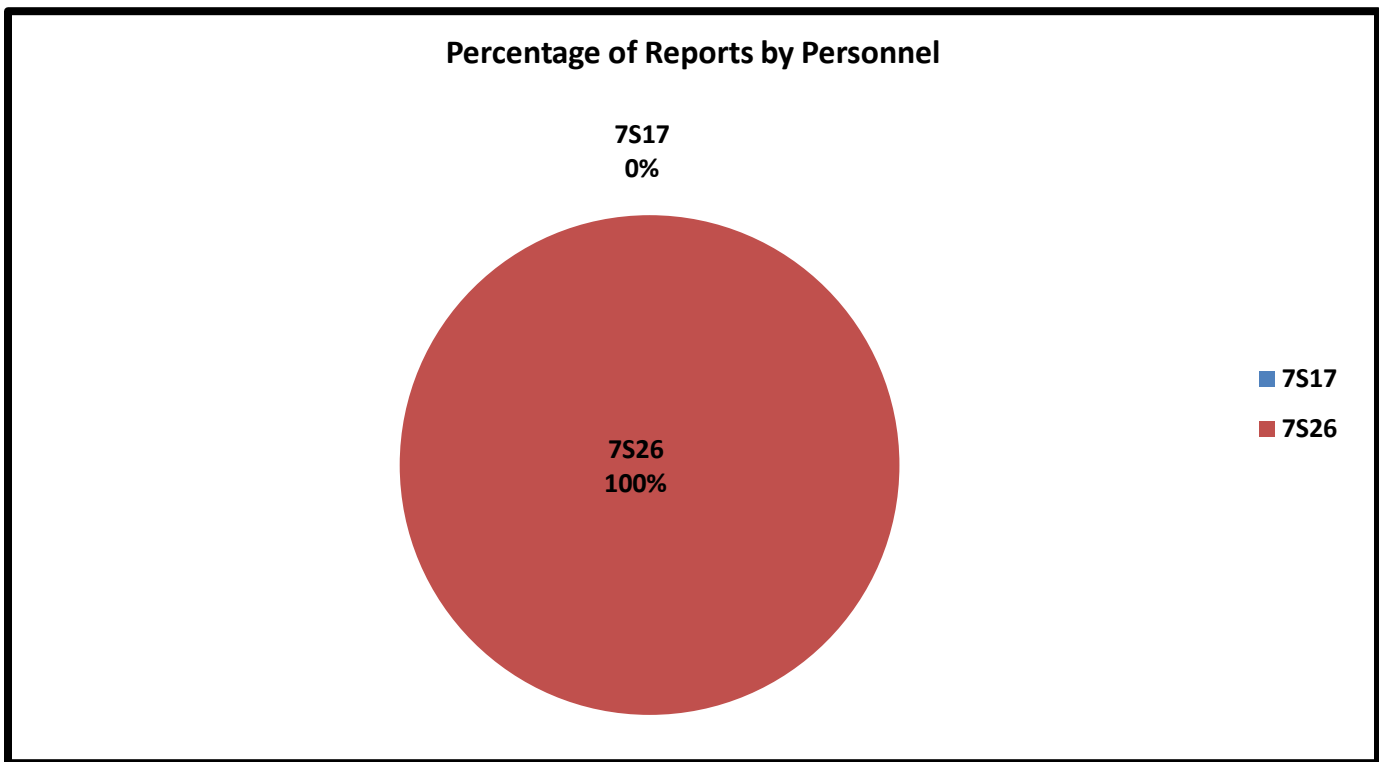
*	<i>C.I.T. Dispositions</i>	7S17	7S26	TOT	AVER	%
(A)	CIT/MHO Outside Referral	0	0	0	0.0	#DIV/0!
(B)	CIT/MHO Transport	0	0	0	0.0	#DIV/0!
(C)	CIT/MHO CIT Contact	0	0	0	0.0	#DIV/0!
(D)	CIT/MHO Arrest	0	0	0	0.0	#DIV/0!
(E)	<i>Totals</i>	0	0	0	0.0	#DIV/0!

G. Offense/Incident Reports Monthly Total:

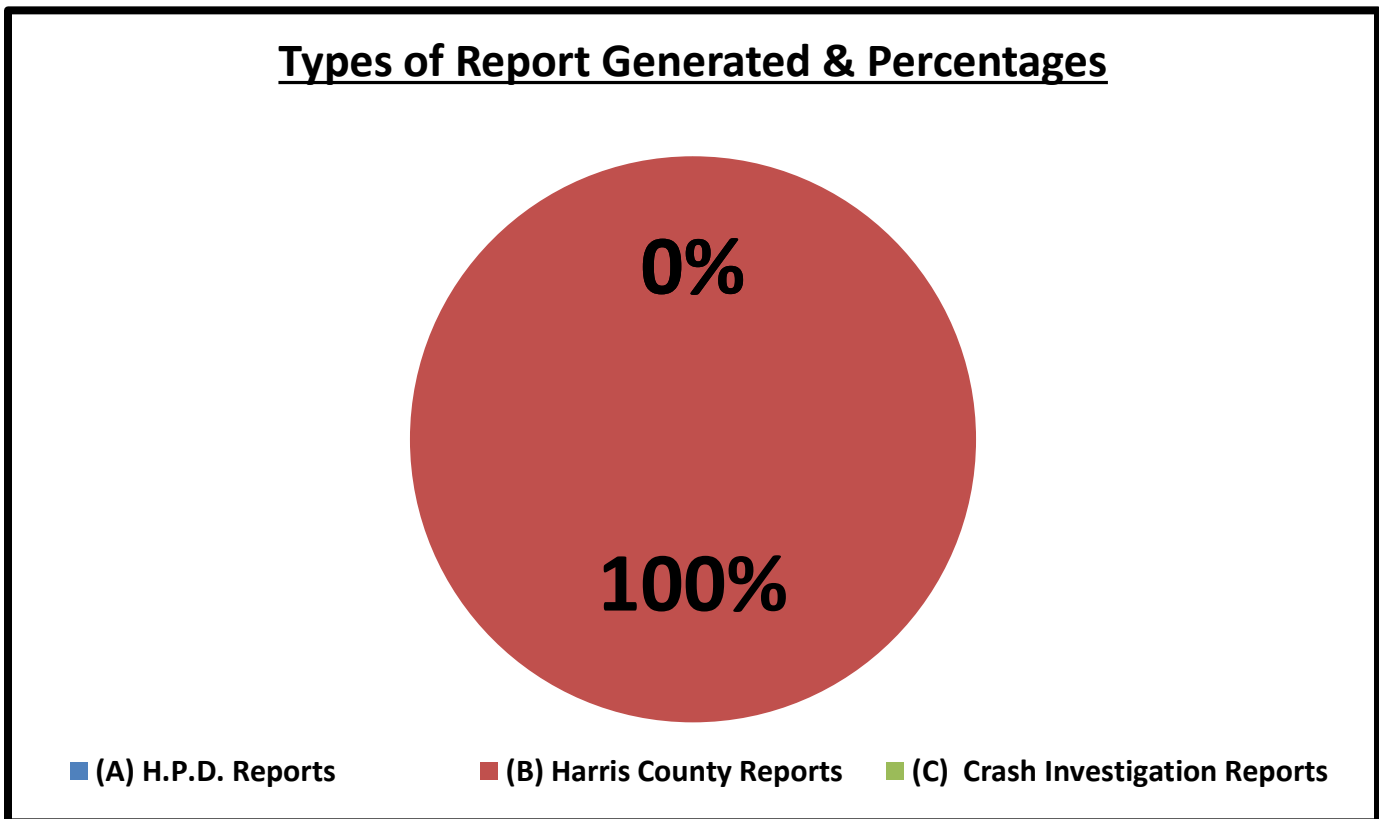
001

*	<i>Offense/Incident Reports</i>	7S17	7S26	TOT	AVER	%
(A)	H.P.D. Reports	0	0	0	0.0	0%
(B)	Harris County Reports	0	1	1	0.5	100%
(C)	Crash Investigation Reports	0	0	0	0.0	0%
(D)	<i>Totals</i>	0	1	1	0.5	100%

H. Report Generation Percentages:



I. Percentages:

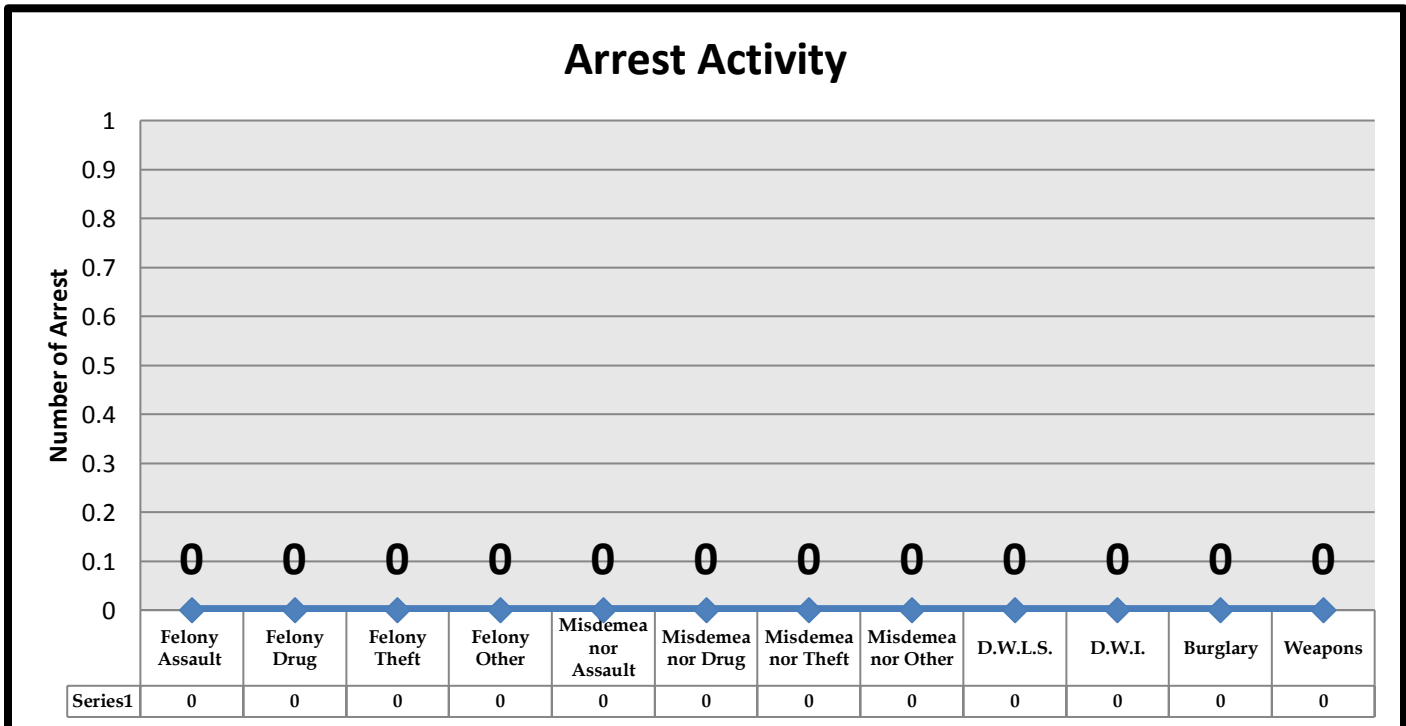


J. Types of Criminal Arrests Monthly Total:

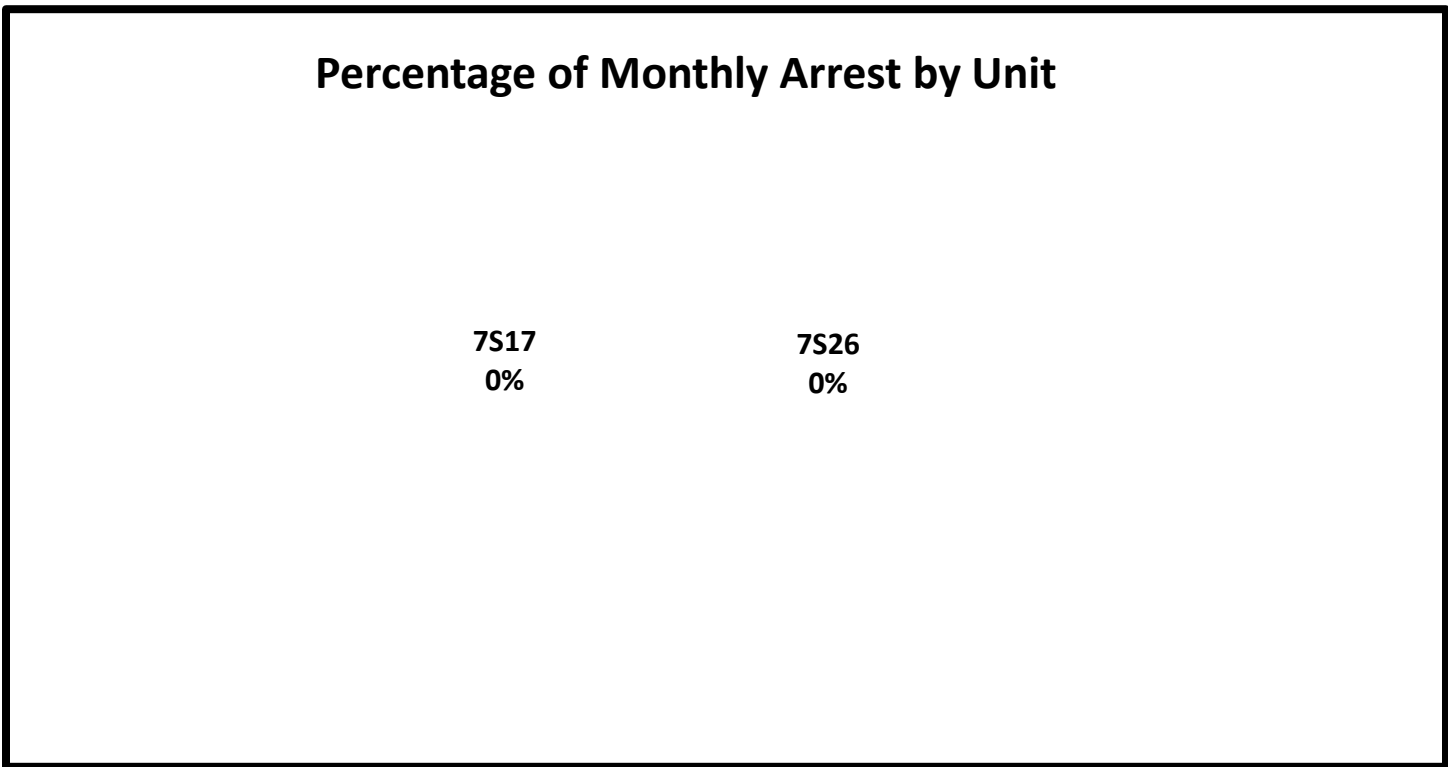
000

*	Types of Criminal Arrests	7S17	7S26	TOT	AVER	%
A	Felony Assault	0	0	0	0.0	#DIV/0!
B	Felony Drug	0	0	0	0.0	#DIV/0!
C	Felony Theft	0	0	0	0.0	#DIV/0!
D	Felony Other	0	0	0	0.0	#DIV/0!
E	Misdemeanor Assault	0	0	0	0.0	#DIV/0!
F	Misdemeanor Drug	0	0	0	0.0	#DIV/0!
G	Misdemeanor Theft	0	0	0	0.0	#DIV/0!
H	Misdemeanor Other	0	0	0	0.0	#DIV/0!
I	D.W.L.S.	0	0	0	0.0	#DIV/0!
J	D.W.I.	0	0	0	0.0	#DIV/0!
K	Burglary	0	0	0	0.0	#DIV/0!
L	Weapons	0	0	0	0.0	#DIV/0!
M	Totals	0	0	0	0.0	#DIV/0!


K. Types of Criminal Arrests Monthly Total:



L. Types of Criminal Arrests Monthly Total:



M. Types of Criminal Arrests Monthly Total:



N. Executed Warrant Monthly Total:

003

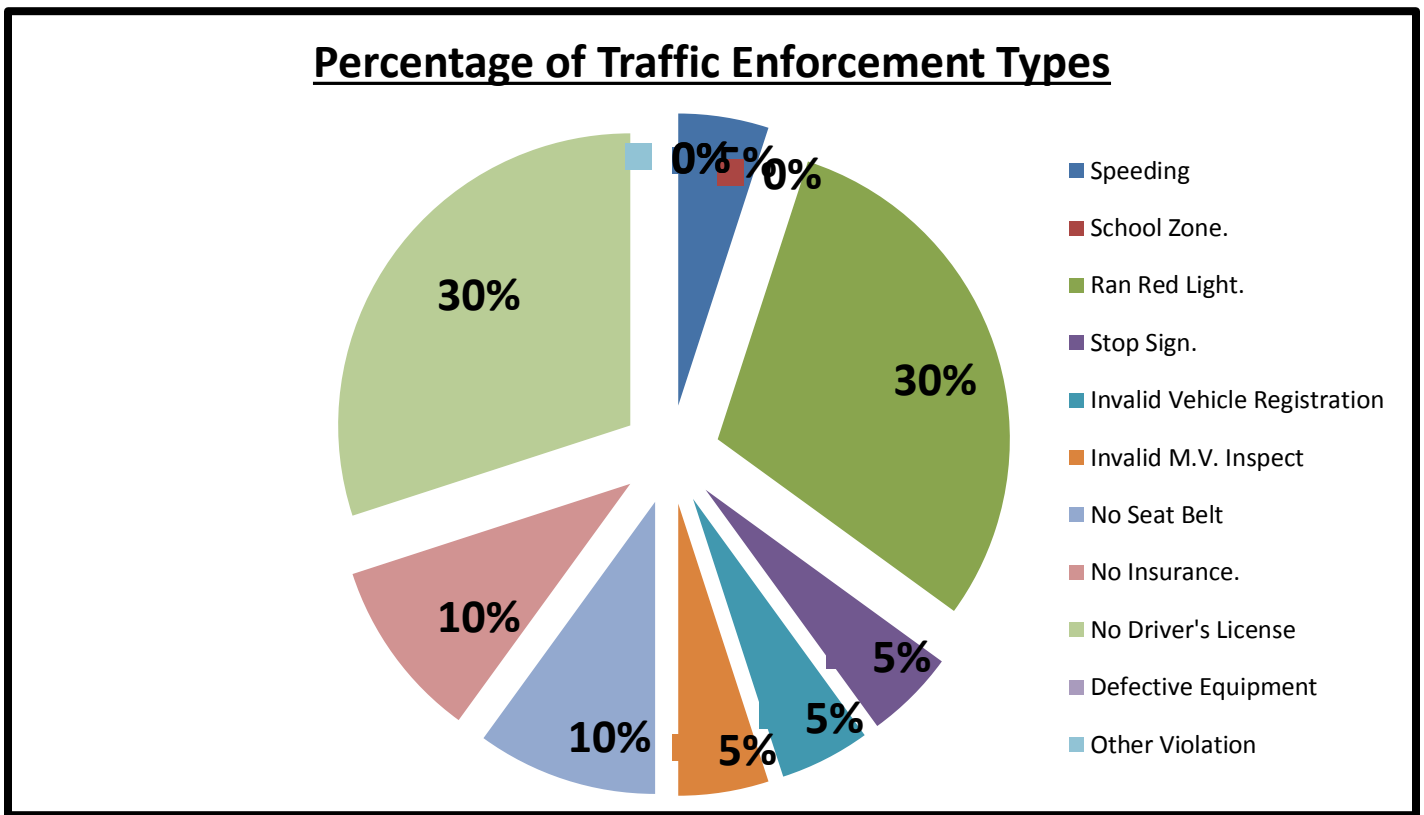
*	<i>Executed Warrants</i>	7S17	7S26	TOT	AVER	%
(A)	Felony Warrants	0	0	0	0.0	0%
(B)	Misdemeanor Warrants	0	3	3	1.5	100%
(C)	<i>Totals</i>	0	3	3	1.5	100%

O. Traffic Law Enforcement Total:

021

*	<i>Traffic Enforcement</i>	7S17	7S26	TOT	AVER	%
A	Speeding	1	0	1	0.5	5%
B	School Zone.	0	0	0	0.0	0%
C	Ran Red Light.	1	5	6	3.0	30%
D	Stop Sign.	1	0	1	0.5	5%
E	Invalid Vehicle Registration	0	1	1	0.5	5%
F	Invalid M.V. Inspect	0	1	1	0.5	5%
G	No Seat Belt	2	0	2	1.0	10%
H	No Insurance.	1	1	2	1.0	10%
I	No Driver's License	3	3	6	3.0	30%
J	Defective Equipment	0	0	0	0.0	0%
K	Other Violation	0	0	0	0.0	0%
L	Written Warnings	0	0	0	0.0	0%
M	Verbal Warning	0	1	1	0.5	100%
N	Citation	9	11	20	10.0	95%
O	Total Violations	9	12	21	10.5	100%

P. Traffic Law Enforcement Total:



Q. Citations vs. Warnings Monthly Total:

0021

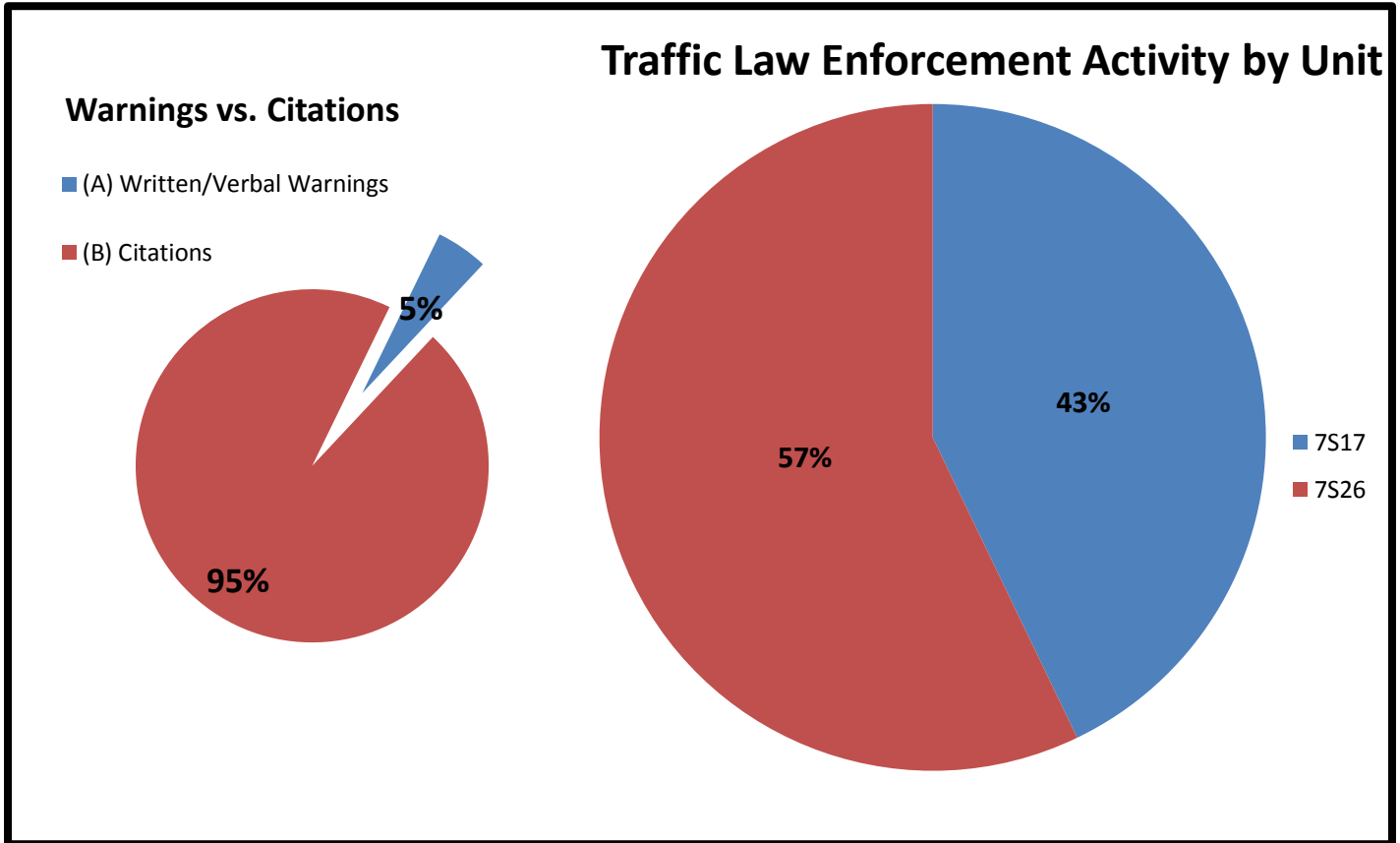
*	<i>Warnings vs. Citations</i>	7S17	7S26	TOT	AVER	%
(A)	Written/Verbal Warnings	0	1	1	0.5	5%
(B)	Citations	9	11	20	10.0	95%
(C)	<i>Totals</i>	9	12	21	10.5	100%

R. Sources of Calls for Service Monthly Total:

0481

*	<i>Sources of Calls for Service</i>	7S17	7S26	TOT	AVER	%
(A)	On View	10	0	10	5.0	2%
(B)	Dispatched	4	13	17	8.5	4%
(C)	Self-Initiated	221	233	454	227.0	94%
(D)	<i>Totals</i>	235	246	481	240.5	100%

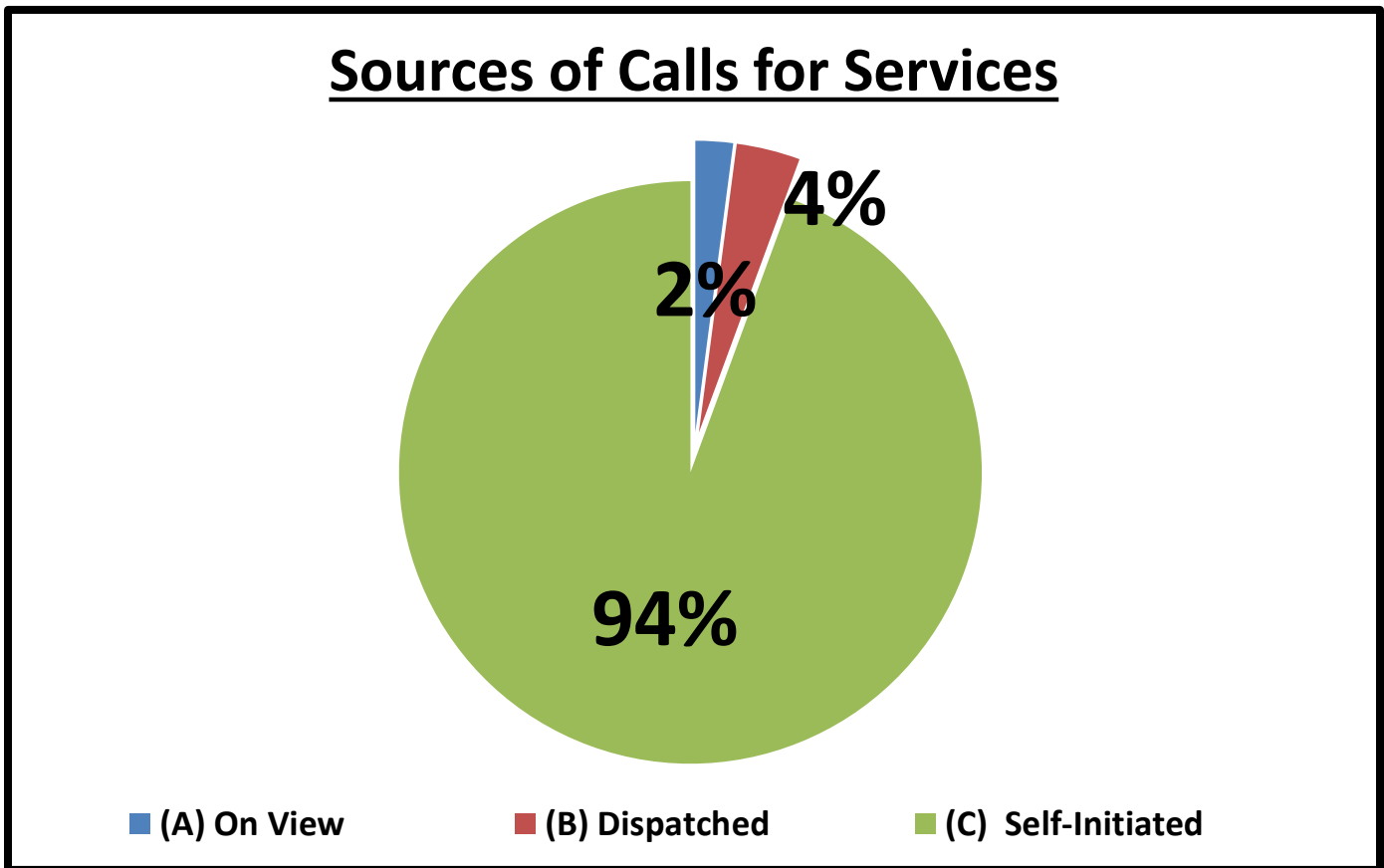
S. Sources of Calls for Service Percentages:



T. Sources of Calls for Service Percentages:

*	Sources of Calls for Service	7S17	7S26	TOT	AVER	%
(A)	On View	4%	0%	2%	0.0	N/A
(B)	Dispatched	2%	5%	4%	0.0	N/A
(C)	Self-Initiated	94%	95%	94%	0.0	N/A
(D)	<i>Totals</i>	100%	100%	100%	0.5	N/A

U. Sources of Calls for Service Percentages:



V. Free Reserve Personnel Time Utilized in Contract Monthly Total: 000

*	Free Reserve Personnel Time	7S17	7S26		TOT	AVER	%
(A)	Totals	0	0		0	0.0	#DIV/0!

W. Monthly Productivity Analysis Report (M.P.A.R.) - Executive Summary:

*	<i>Unit</i>	7S17	7S26		TOT	AVER
1	Patrol Activity	240	247		487	243.5
2	Security Checks	237	246		483	241.5
3	C.I.T. Interactions	0	0		0	0.0
4	Offense/Incident Reports	0	1		1	0.5
*	<i>Total Service Calls</i>	477	494		971	485.5
1	Criminal Arrests	0	0		0	0.0
2	Citations Issued	9	11		20	10.0
3	Written & Verbal Warnings	0	1		1	0.5
*	<i>Enforcement Service Calls</i>	9	12		21	10.5
*	Total Hours	160	160		320	160.0
1	Sick Time Used	0	0		0	0.0
2	Vacation Time Used	16	0		16	8.0
3	Training Time Used	0	0		0	0.0
4	Compensatory Time Used	0	0		0	0.0
*	<i>Hours Actually Worked</i>	144	160		304	152.0
*	<i>Unit Productivity Ratio</i>	3.4	3.2		3.3	3.3

X. Mileage Total:

1961

*	<i>Mileage</i>	7S17	7S26		TOT	AVER	%
(A)	<i>Totals</i>	910	1098		2008	1004.0	440%

Y. Patrol Alert Submission Report:

*	<i>Received</i>				Subject
15x	<i>Date</i>	<i>Time</i>	<i>Code</i>	<i>Location</i>	Extra patrol requested at the location to deter any criminal activity and due to recent burglary attempts.
A.	May 13	2103 hours	BVWPA – ID470	9130 Willow Meadow Drive	

Z. Incident Summaries:

01.	MAY 31, 2017	2300 HOURS	WARRANT ARREST		DEPUTY M. RODRIGUEZ	
	EVENINGSHIFT:	10800 KITTY BROOK	BVW	“M”	HC:	17-0087800
<p>On May 31, 2017, a Wednesday, at approximately 3215 hours, while on patrol in the “Braeburn Valley West Contract” Deputy M. Rodriguez was performing routine patrol and law enforcement services when I (Deputy M. Rodriguez) was dispatched to a suspicious persons call. Upon making contact the subject was found to have three open warrants out of HCCO7. The warrants were confirmed and the subject was placed into custody and transported to the Harris County Jail located at 1201 Commerce St. The patrol activity type is “PAT=D”.</p>						

AA. Hotspot Report:

See Appendix A1 for Hotspot Report:

Please note: 87s17 = Deputy U. Fountain and 87s26= Deputy M. Rodriguez

Sergeant Jon Meek

Sergeant Jon Meek
 Neighborhood Patrol Division, First Line Supervisor
 Harris County Constable’s Office of Precinct 713-643-6602