



MAY WALKER, CONSTABLE
PRECINCT SEVEN
HARRIS COUNTY, TEXAS

MAIN OFFICE
5300 Griggs Road
Houston, Texas 77021
PHONE (713) 643-6602
FAX (713) 643-3401

Date: April 12, 2017

From: Sergeant Jon Meek
Neighborhood Patrol Division, First Line Supervisor
Harris County Constable's Office of Precinct "7"

To: Property Owners Association
Board of Directors & Management Company

Subject: March Monthly Productivity Analysis Report
Enclosure: **MPAR – March 2017**
Distribution: Executive Command Staff & Board of Directors & Management Company

The purpose of this "**Monthly Productivity Analysis Report**" (M.P.A.R.) is to provide the executive command staff with the appropriate data to analyze the productivity of assigned personnel and their shifts' activities to allow for the validation of individual and divisional performance evaluations. With regard to the specific contents of the report, there are 18 distinctive component parts of this report. These components are enumerated below:

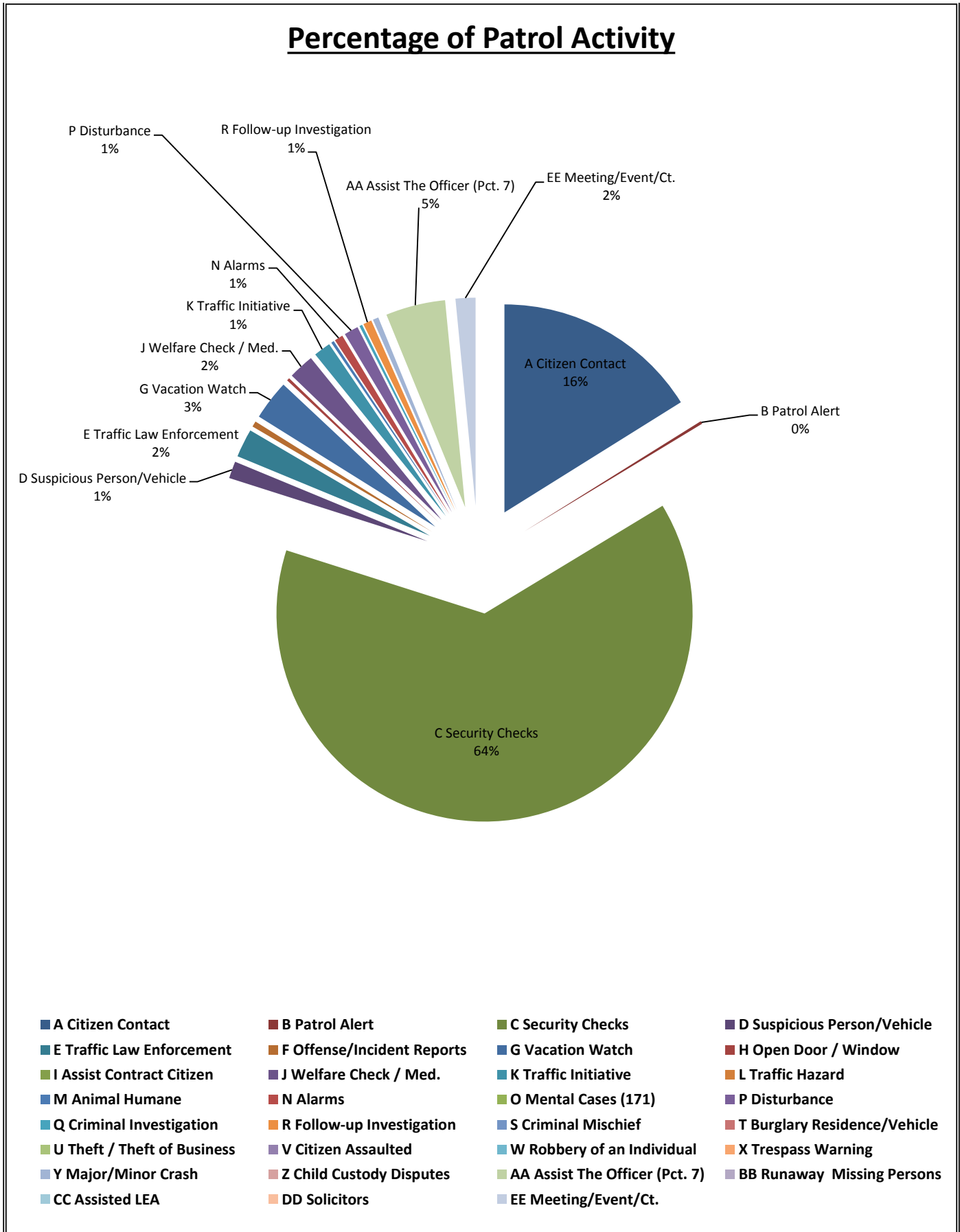
- | | |
|--|---|
| 01. Patrol Activity Details | 10. Traffic Enforcement Report |
| 02. Patrol Activity Analytical Summary | 11. Trends & Percentages of Traffic |
| 03. Patrol Activity Percentages & Trends | 12. Citation & Warning Issuance Review |
| 04. Security Checks Report | 13. Call for Service Report (<i>C.F.S.</i>) |
| 05. Security Checks Percentages & Trends | 14. Trends & Percentages for <i>C.F.S.</i> |
| 06. Crisis Intervention Disposition Report | 15. Overtime Report (service at no Cost) |
| 07. Offense/Incident Generation Report | 16. Reserve Deputy Use (at no Cost) |
| 08. Criminal Arrest Types Report | 17. Incident Summarization |
| 09. Warrant Execution Report | 18. Hotspot Report Data Review |

A cursory analysis of the statistical data from this report should be demonstrative of the quality of performance of this agency in realizing the contractual obligations and the overall achievement of the goals and objectives of this Agency and the Contract Division.

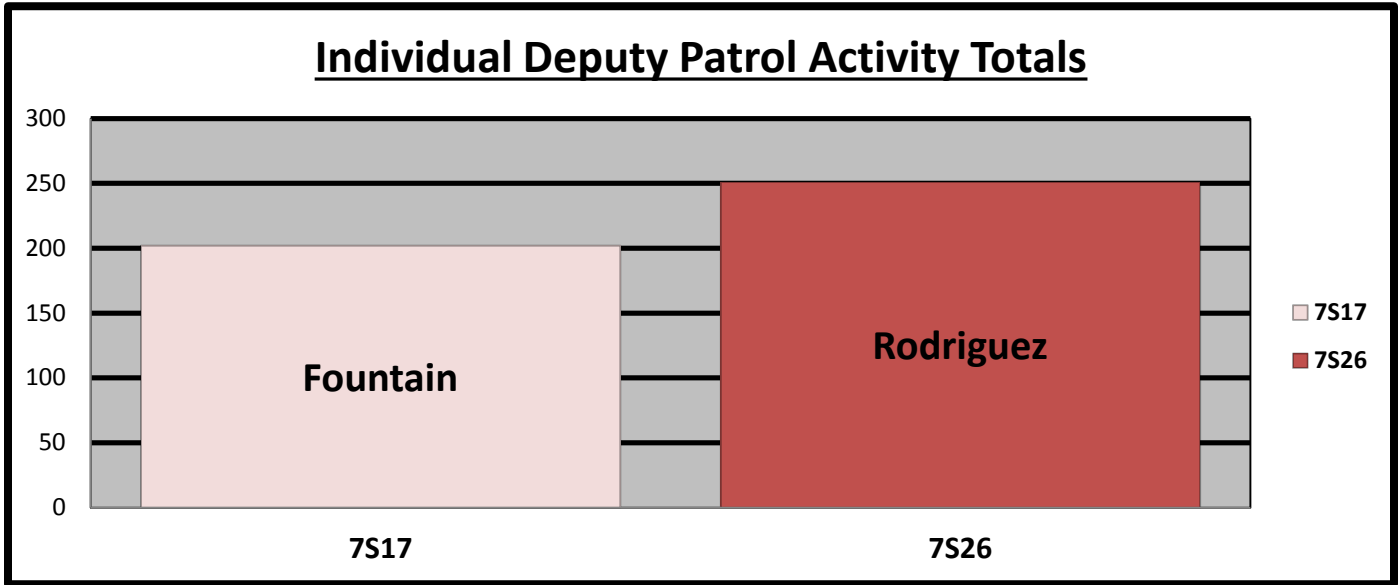
A. Patrol Activity Monthly Total:

*	Patrol Activity Types	7S17	7S26	TOT	AVER	%
A	Citizen Contact	52	21	73	36.5	16%
B	Patrol Alert	0	1	1	0.5	0%
C	Security Checks	109	179	288	144.0	64%
D	Suspicious Person/Vehicle	6	0	6	3.0	1%
E	Traffic Law Enforcement	4	6	10	5.0	2%
F	Offense/Incident Reports	1	1	2	1.0	0%
G	Vacation Watch	8	6	14	7.0	3%
H	Open Door / Window	1	0	1	0.5	0%
I	Assist Contract Citizen	0	0	0	0.0	0%
J	Welfare Check / Med.	6	3	9	4.5	2%
K	Traffic Initiative	1	5	6	3.0	1%
L	Traffic Hazard	0	0	0	0.0	0%
M	Animal Humane	0	1	1	0.5	0%
N	Alarms	2	1	3	1.5	1%
O	Mental Cases (171)	0	0	0	0.0	0%
P	Disturbance	0	5	5	2.5	1%
Q	Criminal Investigation	1	0	1	0.5	0%
R	Follow-up Investigation	1	2	3	1.5	1%
S	Criminal Mischief	0	0	0	0.0	0%
T	Burglary Residence/Vehicle	0	0	0	0.0	0%
U	Theft / Theft of Business	0	0	0	0.0	0%
V	Citizen Assaulted	0	0	0	0.0	0%
W	Robbery of an Individual	0	0	0	0.0	0%
X	Trespass Warning	0	0	0	0.0	0%
Y	Major/Minor Crash	0	2	2	1.0	0%
Z	Child Custody Disputes	0	0	0	0.0	0%
AA	Assist The Officer (Pct. 7)	3	18	21	10.5	5%
BB	Runaway Missing Persons	0	0	0	0.0	0%
CC	Assisted LEA	0	0	0	0.0	0%
DD	Solicitors	0	0	0	0.0	0%
EE	Meeting/Event/Ct.	7	0	7	3.5	2%
*	MONTH TOTALS	202	251	453	226.5	100%

A1. Patrol Activity Percentage:



B. Patrol Activity by Braeburn Valley West Personnel:

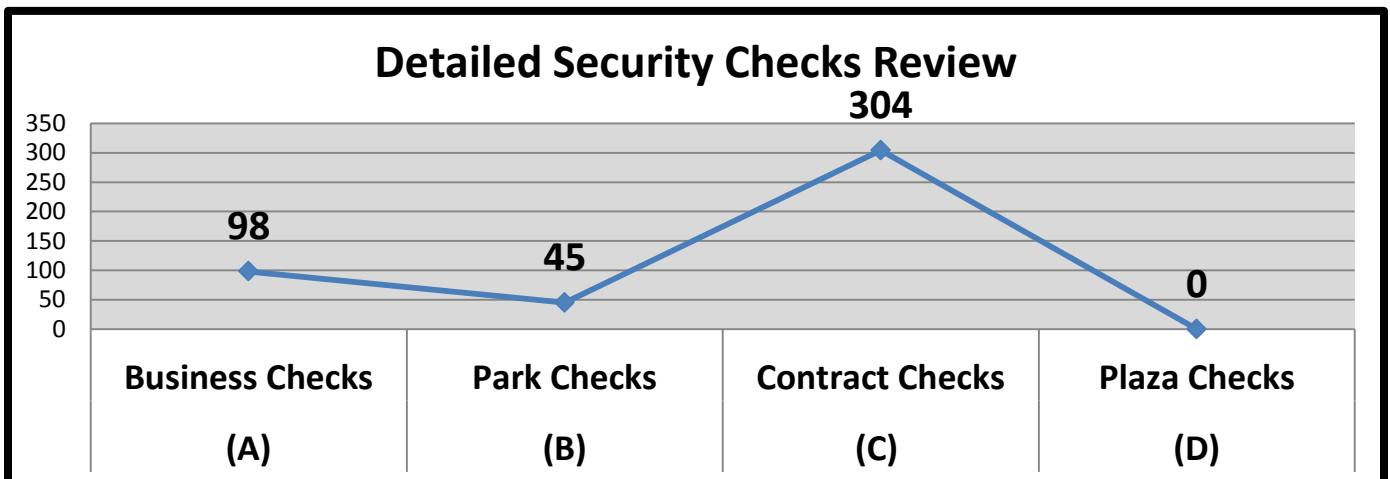


C. Security Checks Monthly Total:

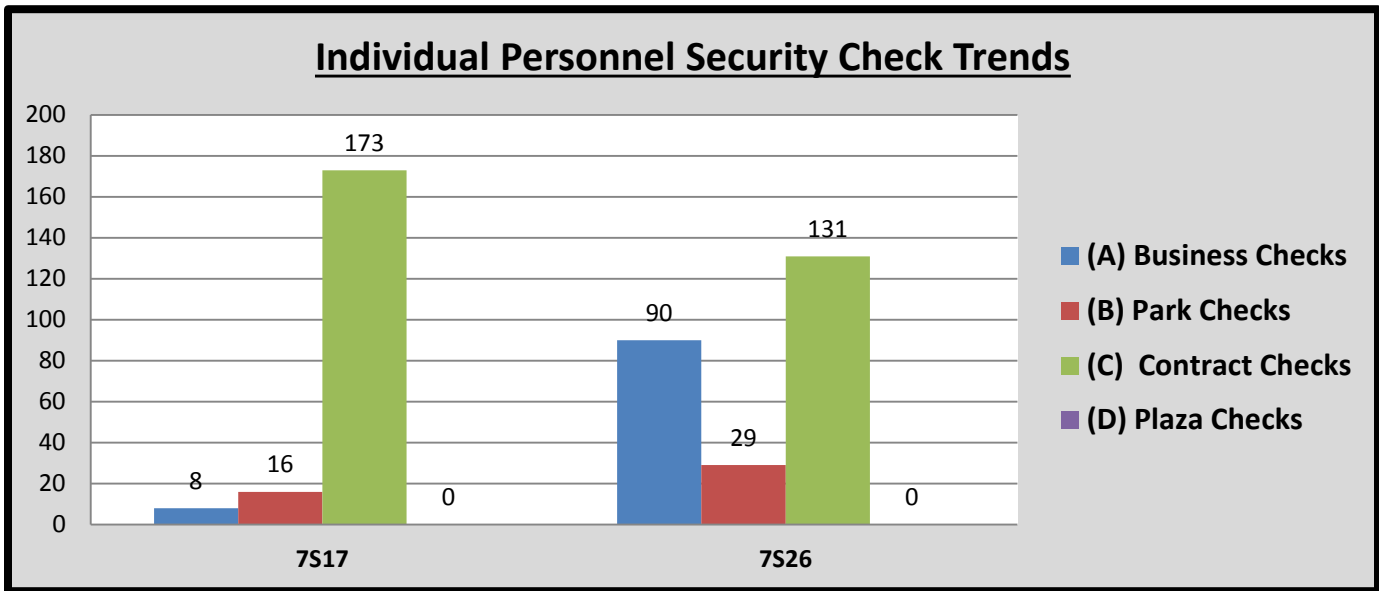
0447

*	Security Checks	7S17	7S26	TOT	AVER	%
(A)	Business Checks	8	90	98	49.0	22%
(B)	Park Checks	16	29	45	22.5	10%
(C)	Contract Checks	173	131	304	152.0	68%
(D)	Plaza Checks	0	0	0	0.0	0%
(E)	<i>Totals</i>	197	250	447	223.5	100%

D. Detailed Security Checks Monthly:



E. Individual Personnel Security Check Trends:



F. CIT/MHO Dispositions Monthly Total:

000

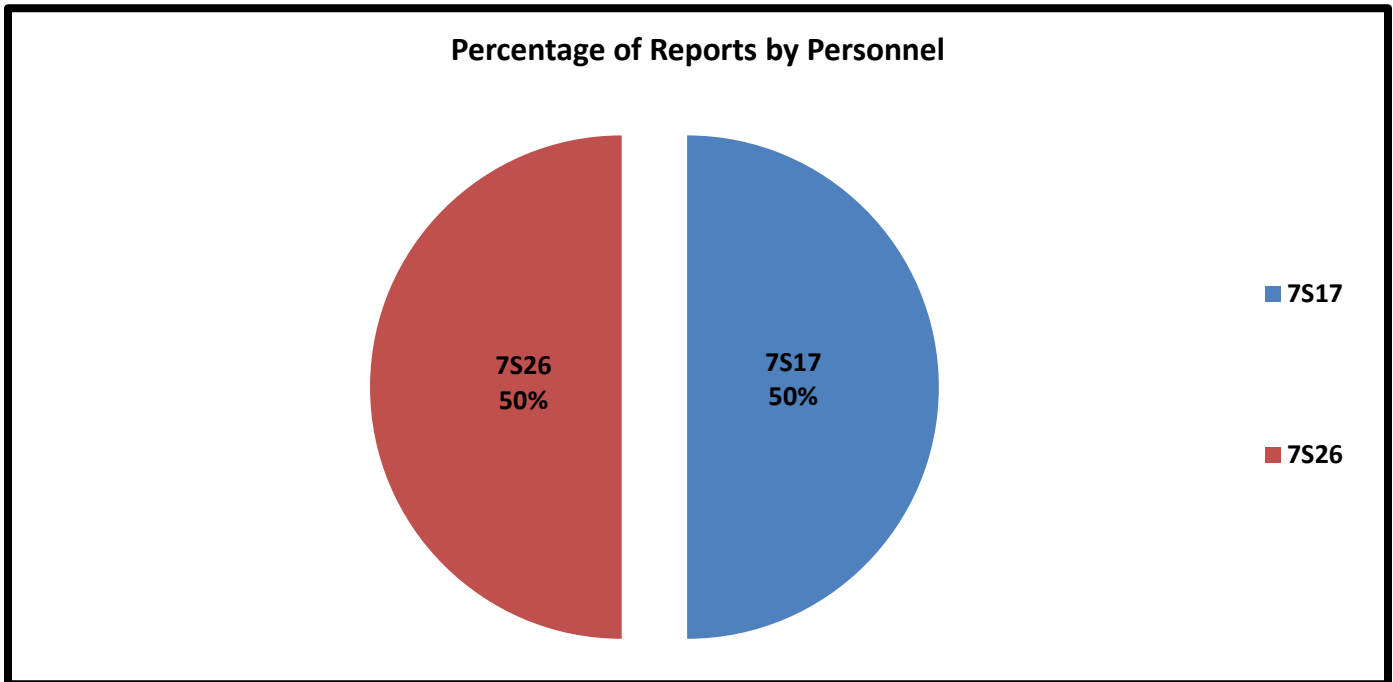
*	<i>C.I.T. Dispositions</i>	7S17	7S26	TOT	AVER	%
(A)	CIT/MHO Outside Referral	0	0	0	0.0	#DIV/0!
(B)	CIT/MHO Transport	0	0	0	0.0	#DIV/0!
(C)	CIT/MHO CIT Contact	0	0	0	0.0	#DIV/0!
(D)	CIT/MHO Arrest	0	0	0	0.0	#DIV/0!
(E)	<i>Totals</i>	0	0	0	0.0	#DIV/0!

G. Offense/Incident Reports Monthly Total:

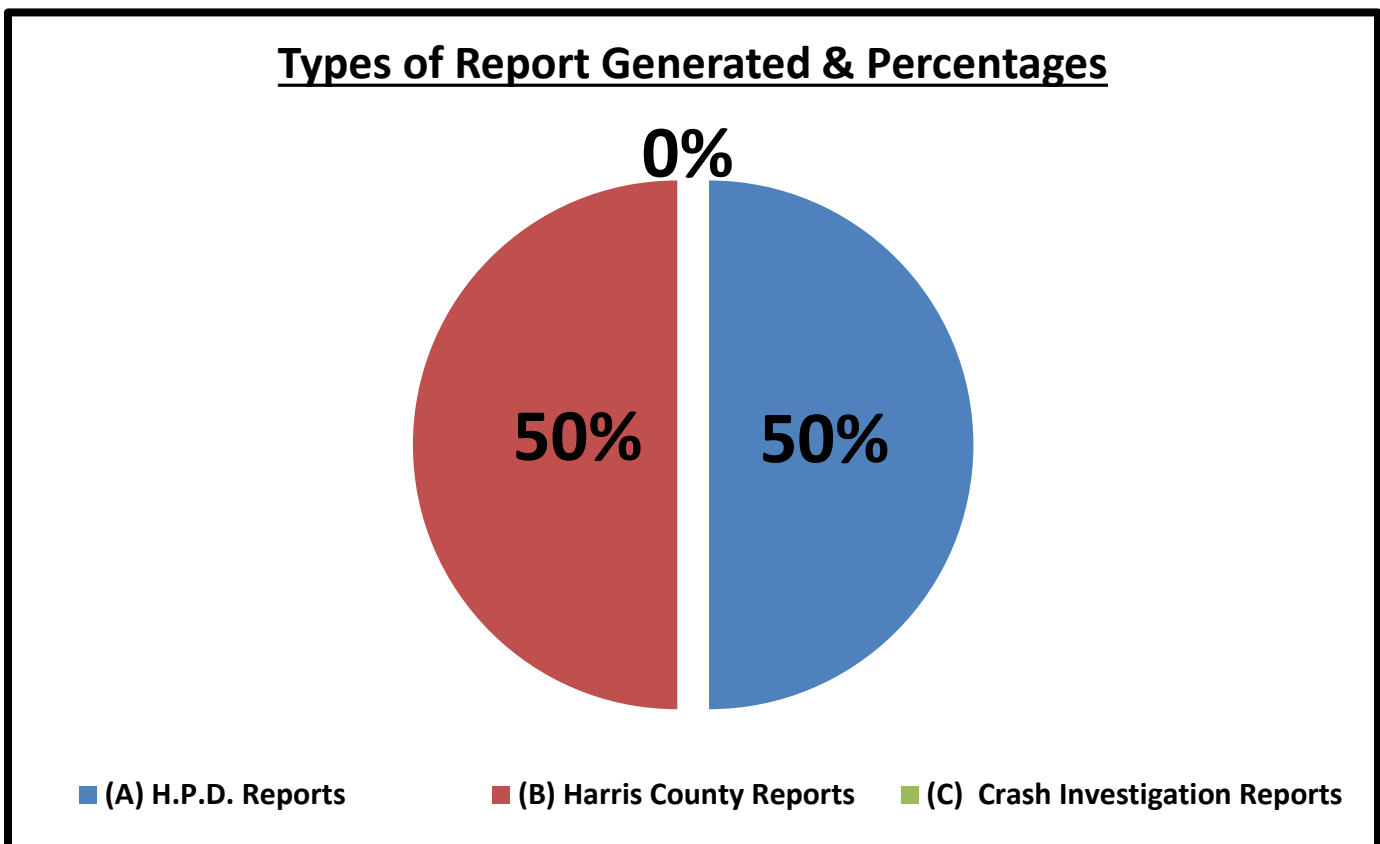
002

*	<i>Offense/Incident Reports</i>	7S17	7S26	TOT	AVER	%
(A)	H.P.D. Reports	1	0	1	0.5	50%
(B)	Harris County Reports	0	1	1	0.5	50%
(C)	Crash Investigation Reports	0	0	0	0.0	0%
(D)	<i>Totals</i>	1	1	2	1.0	100%

H. Report Generation Percentages:



I. Percentages:

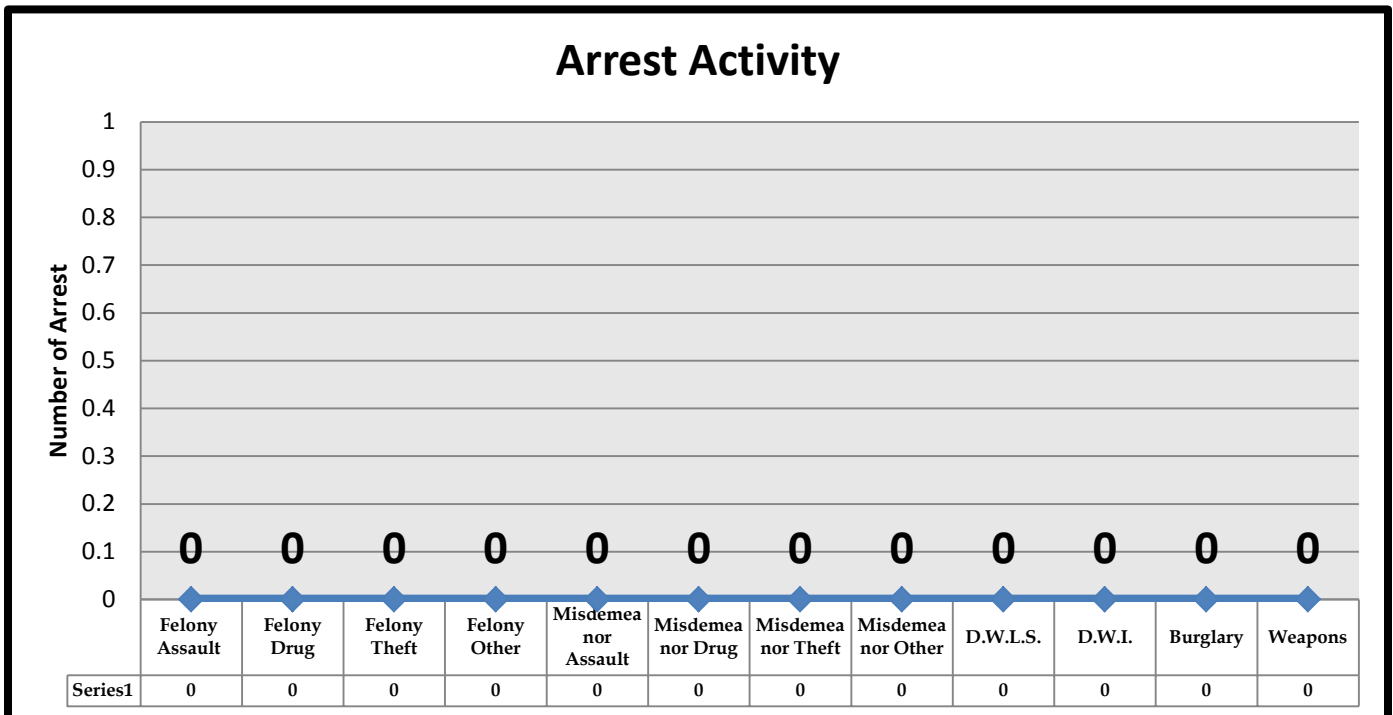


J. Types of Criminal Arrests Monthly Total:

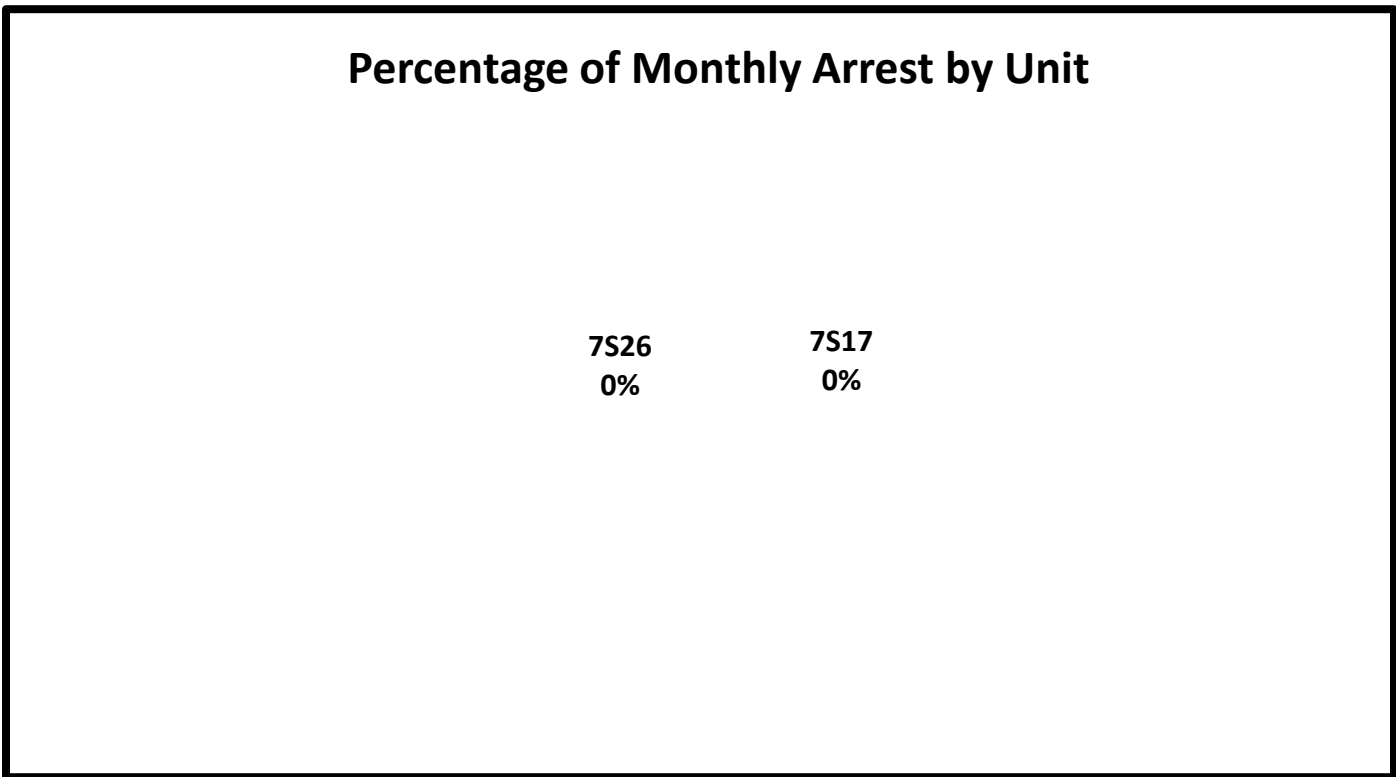
000

*	Types of Criminal Arrests	7S17	7S26	TOT	AVER	%
A	Felony Assault	0	0	0	0.0	#DIV/0!
B	Felony Drug	0	0	0	0.0	#DIV/0!
C	Felony Theft	0	0	0	0.0	#DIV/0!
D	Felony Other	0	0	0	0.0	#DIV/0!
E	Misdemeanor Assault	0	0	0	0.0	#DIV/0!
F	Misdemeanor Drug	0	0	0	0.0	#DIV/0!
G	Misdemeanor Theft	0	0	0	0.0	#DIV/0!
H	Misdemeanor Other	0	0	0	0.0	#DIV/0!
I	D.W.L.S.	0	0	0	0.0	#DIV/0!
J	D.W.I.	0	0	0	0.0	#DIV/0!
K	Burglary	0	0	0	0.0	#DIV/0!
L	Weapons	0	0	0	0.0	#DIV/0!
M	Totals	0	0	0	0.0	#DIV/0!

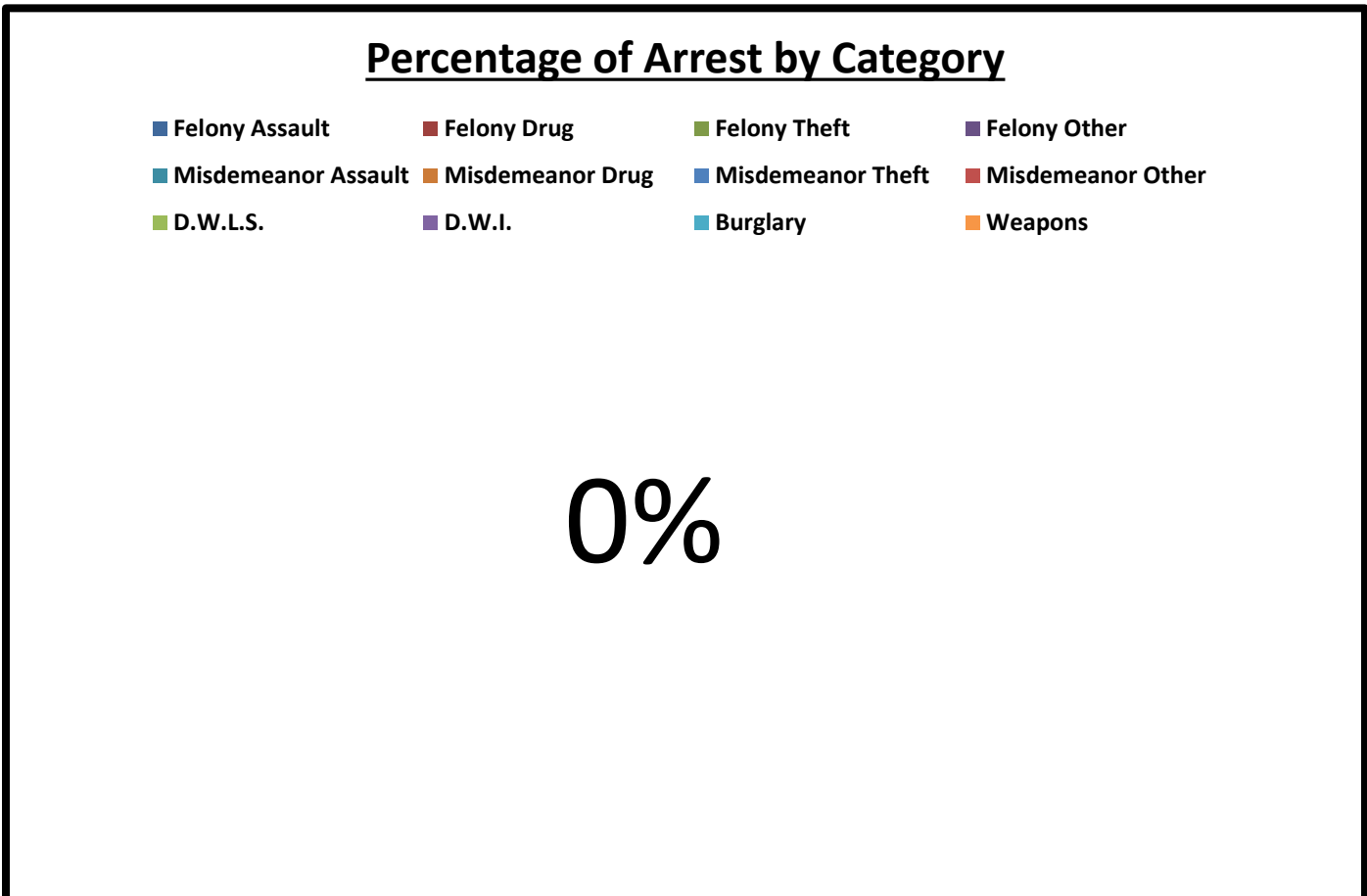
K. Types of Criminal Arrests Monthly Total:



L. Types of Criminal Arrests Monthly Total:



M. Types of Criminal Arrests Monthly Total:



N. Executed Warrant Monthly Total:

000

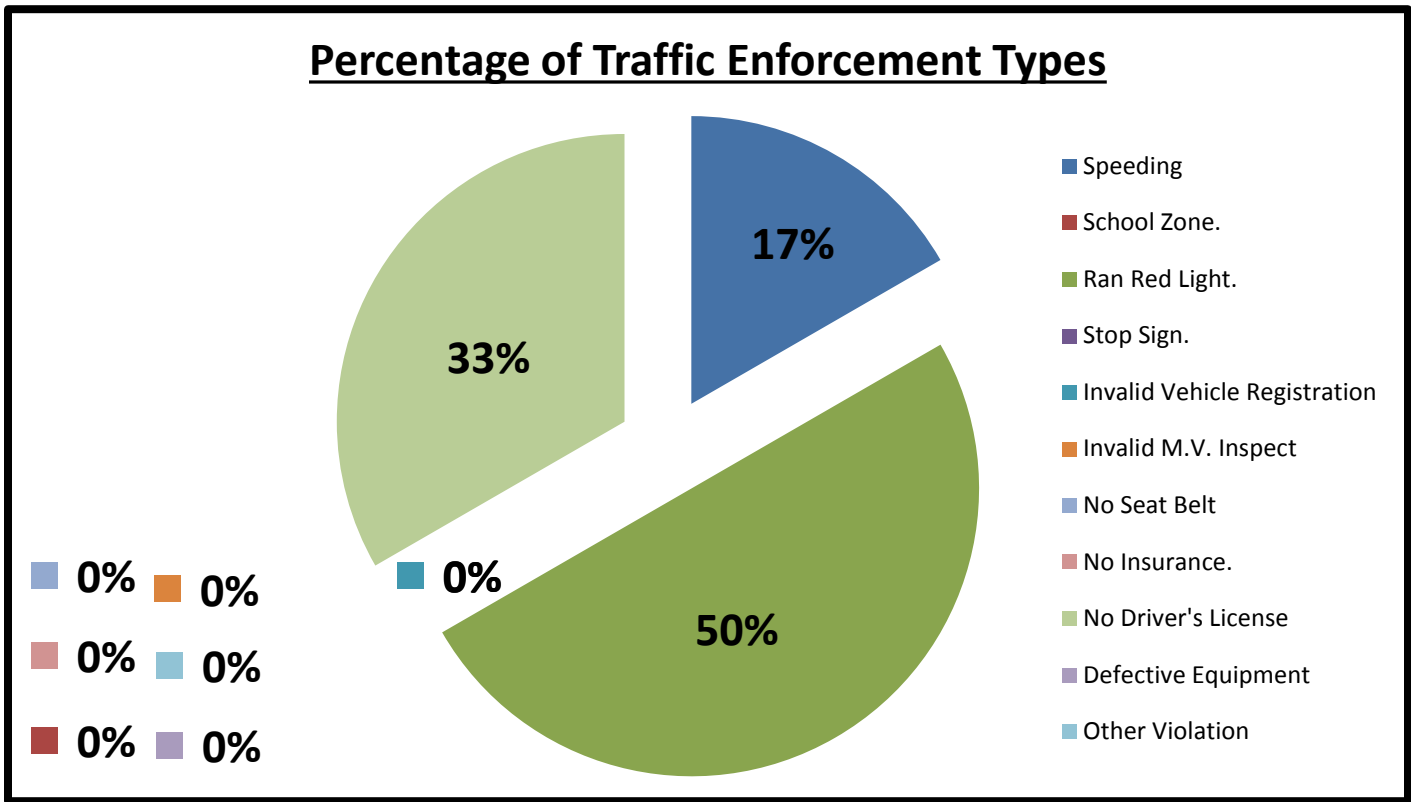
*	<i>Executed Warrants</i>	7S17	7S26	TOT	AVER	%
(A)	Felony Warrants	0	0	0	0.0	#DIV/0!
(B)	Misdemeanor Warrants	0	0	0	0.0	#DIV/0!
(C)	<i>Totals</i>	0	0	0	0.0	#DIV/0!

O. Traffic Law Enforcement Total:

011

*	<i>Traffic Enforcement</i>	7S17	7S26	TOT	AVER	%
A	Speeding	1	0	1	0.5	17%
B	School Zone.	0	0	0	0.0	0%
C	Ran Red Light.	0	3	3	1.5	50%
D	Stop Sign.	0	0	0	0.0	0%
E	Invalid Vehicle Registration	0	0	0	0.0	0%
F	Invalid M.V. Inspect	0	0	0	0.0	0%
G	No Seat Belt	0	0	0	0.0	0%
H	No Insurance.	0	0	0	0.0	0%
I	No Driver's License	0	2	2	1.0	33%
J	Defective Equipment	0	0	0	0.0	0%
K	Other Violation	0	0	0	0.0	0%
L	Written Warnings	0	0	0	0.0	0%
M	Verbal Warning	2	3	5	2.5	100%
N	Citation	1	5	6	3.0	55%
O	Total Violations	3	8	11	5.5	100%

P. Traffic Law Enforcement Total:



Q. Citations vs. Warnings Monthly Total:

0011

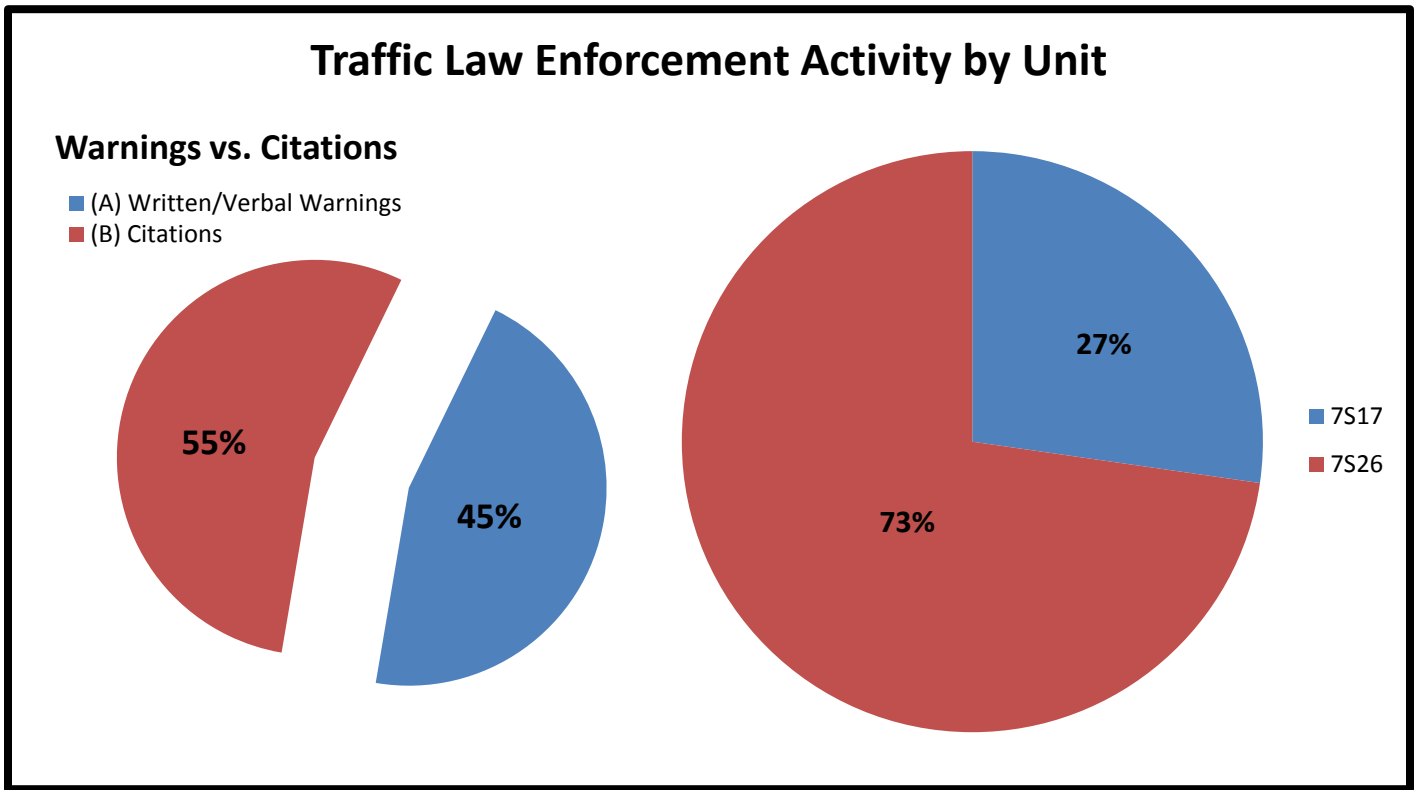
*	Warnings vs. Citations	7S17	7S26	TOT	AVER	%
(A)	Written/Verbal Warnings	2	3	5	2.5	45%
(B)	Citations	1	5	6	3.0	55%
(C)	<i>Totals</i>	3	8	11	5.5	100%

R. Sources of Calls for Service Monthly Total:

0451

*	Sources of Calls for Service	7S17	7S26	TOT	AVER	%
(A)	On View	8	1	9	4.5	2%
(B)	Dispatched	9	10	19	9.5	4%
(C)	Self-Initiated	184	239	423	211.5	94%
(D)	<i>Totals</i>	201	250	451	225.5	100%

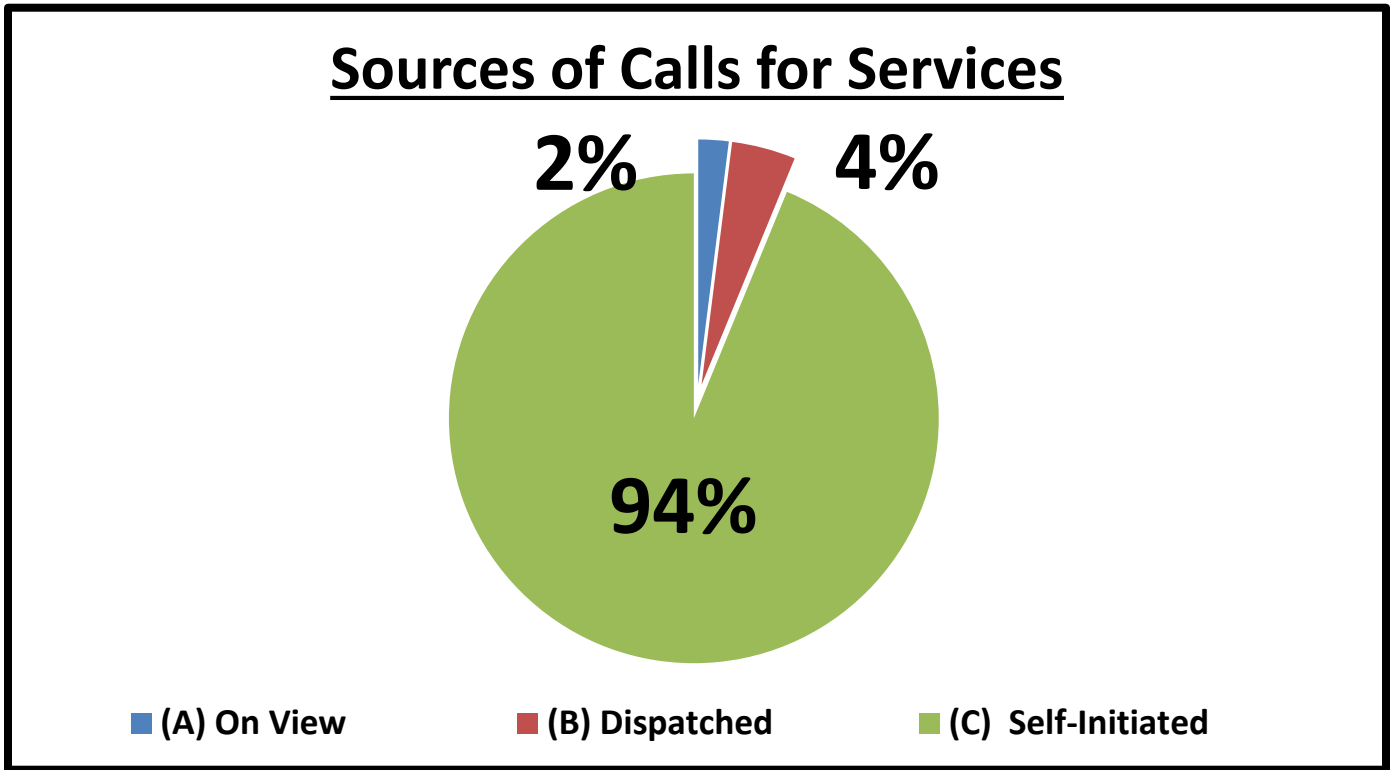
S. Sources of Calls for Service Percentages:



T. Sources of Calls for Service Percentages:

*	Sources of Calls for Service	7S17	7S26	TOT	AVER	%
(A)	On View	4%	0%	2%	0.0	N/A
(B)	Dispatched	4%	4%	4%	0.0	N/A
(C)	Self-Initiated	92%	96%	94%	0.5	N/A
(D)	<i>Totals</i>	100%	100%	100%	0.5	N/A

U. Sources of Calls for Service Percentages:



V. Free Reserve Personnel Time Utilized in Contract Monthly Total: 000

*	Free Reserve Personnel Time	7S17	7S26		TOT	AVER	%
(A)	Totals	0	0		0	0.0	#DIV/0!

W. Monthly Productivity Analysis Report (M.P.A.R.) - Executive Summary:

*	<i>Unit</i>	7S17	7S26		TOT	AVER
1	Patrol Activity	202	252		454	227.0
2	Security Checks	197	250		447	223.5
3	C.I.T. Interactions	0	0		0	0.0
4	Offense/Incident Reports	1	2		3	1.5
*	<i>Total Service Calls</i>	400	504		904	452.0
1	Criminal Arrests	0	0		0	0.0
2	Citations Issued	1	5		6	3.0
3	Written & Verbal Warnings	2	3		5	2.5
*	<i>Enforcement Service Calls</i>	3	8		11	5.5
*	<i>Total Hours</i>	160	160		320	160.0
1	Sick Time Used	0	0		0	0.0
2	Vacation Time Used	0	0		0	0.0
3	Training Time Used	0	0		0	0.0
4	Compensatory Time Used	8	0		8	4.0
*	<i>Hours Actually Worked</i>	152	160		312	156.0
*	<i>Unit Productivity Ratio</i>	2.7	3.2		2.9	2.9

X. Mileage Total:

2360

*	<i>Mileage</i>	7S17	7S26		TOT	AVER	%
(A)	<i>Totals</i>	1012	1348		2360	1180.0	520%

Y. Patrol Alert Submission Report:

*	<i>Received</i>				<i>Subject</i>
00x	<i>Date</i>	<i>Time</i>	<i>Code</i>	<i>Location</i>	
A.					

Z. Incident Summaries:

01.	MARCH 07, 2017	1100 HOURS	STOLEN VEHICLE			DEPUTY U. FOUNTAIN	
	DAYSHIFT:	9300 PORTAL DRIVE	BBVW	"M"	HPD:	0293214-17	
<p>On March 07, 2017, on Tuesday, at approximately 1100 hours while on patrol in the "Braeburn Valley West" contract, I Deputy U. Fountain unit 87S17 with the Harris County Constable Department of Precinct 7 was dispatched to a stolen vehicle call that already occurred. Deputy completed a report a labeled the vehicle as stolen. Vehicle was later recovered by HPD. The patrol activity type is "PAT= U".</p>							

02.	MARCH 09, 2017	2000 HOURS	CRIMINAL MISCHIEF			DEPUTY M. RODRIGUEZ	
	EVENINGSHIFT:	10500 PLAINFIELD ST	BBVW	"M"	HC:	17-0039650	
<p>On March 09, 2017, a Thursday, at approximately 2015 hours, while on patrol in the "Braeburn Valley West" contract, I Deputy M. Rodriguez was performing routine patrol and law enforcement services when I (Deputy M. Rodriguez) made contact with subject who confirmed the identity of a juvenile who was captured on video causing damage to private property. The subject was found to be the guardian and took responsibility for the juvenile's actions. Deputy M. Rodriguez collected the subject's information for report. The patrol activity type is "PAT=S".</p>							

AA. Hotspot Report:

See Appendix A1 for Hotspot Report:

Please note: 87s17 = Deputy U. Fountain and 87s26= Deputy M. Rodriguez

Sergeant Jon Meek

Sergeant Jon Meek
 Neighborhood Patrol Division, First Line Supervisor
 Harris County Constable's Office of Precinct 713-643-6602