



**MAY WALKER**, CONSTABLE  
PRECINCT SEVEN  
HARRIS COUNTY, TEXAS

MAIN OFFICE  
5300 Griggs Road  
Houston, Texas 77021  
PHONE (713) 643-6602  
FAX (713) 643-3401

**Date: July 7, 2017**

From: Sergeant Jon Meek  
Neighborhood Patrol Division, First Line Supervisor  
Harris County Constable's Office of Precinct "7"

To: Property Owners Association  
Board of Directors & Management Company

Subject: June Monthly Productivity Analysis Report  
Enclosure: **MPAR – June 2017**  
Distribution: Executive Command Staff & Board of Directors & Management Company

The purpose of this "**Monthly Productivity Analysis Report**" (M.P.A.R.) is to provide the executive command staff with the appropriate data to analyze the productivity of assigned personnel and their shifts' activities to allow for the validation of individual and divisional performance evaluations. With regard to the specific contents of the report, there are 18 distinctive component parts of this report. These components are enumerated below:

- |  |   |
|--|---|
| 01. Patrol Activity Details                | 10. Traffic Enforcement Report                |
| 02. Patrol Activity Analytical Summary     | 11. Trends & Percentages of Traffic           |
| 03. Patrol Activity Percentages & Trends   | 12. Citation & Warning Issuance Review        |
| 04. Security Checks Report                 | 13. Call for Service Report ( <i>C.F.S.</i> ) |
| 05. Security Checks Percentages & Trends   | 14. Trends & Percentages for <i>C.F.S.</i>    |
| 06. Crisis Intervention Disposition Report | 15. Overtime Report (service at no Cost)      |
| 07. Offense/Incident Generation Report     | 16. Reserve Deputy Use (at no Cost)           |
| 08. Criminal Arrest Types Report           | 17. Incident Summarization                    |
| 09. Warrant Execution Report               | 18. Hotspot Report Data Review                |

A cursory analysis of the statistical data from this report should be demonstrative of the quality of performance of this agency in realizing the contractual obligations and the overall achievement of the goals and objectives of this Agency and the Contract Division.

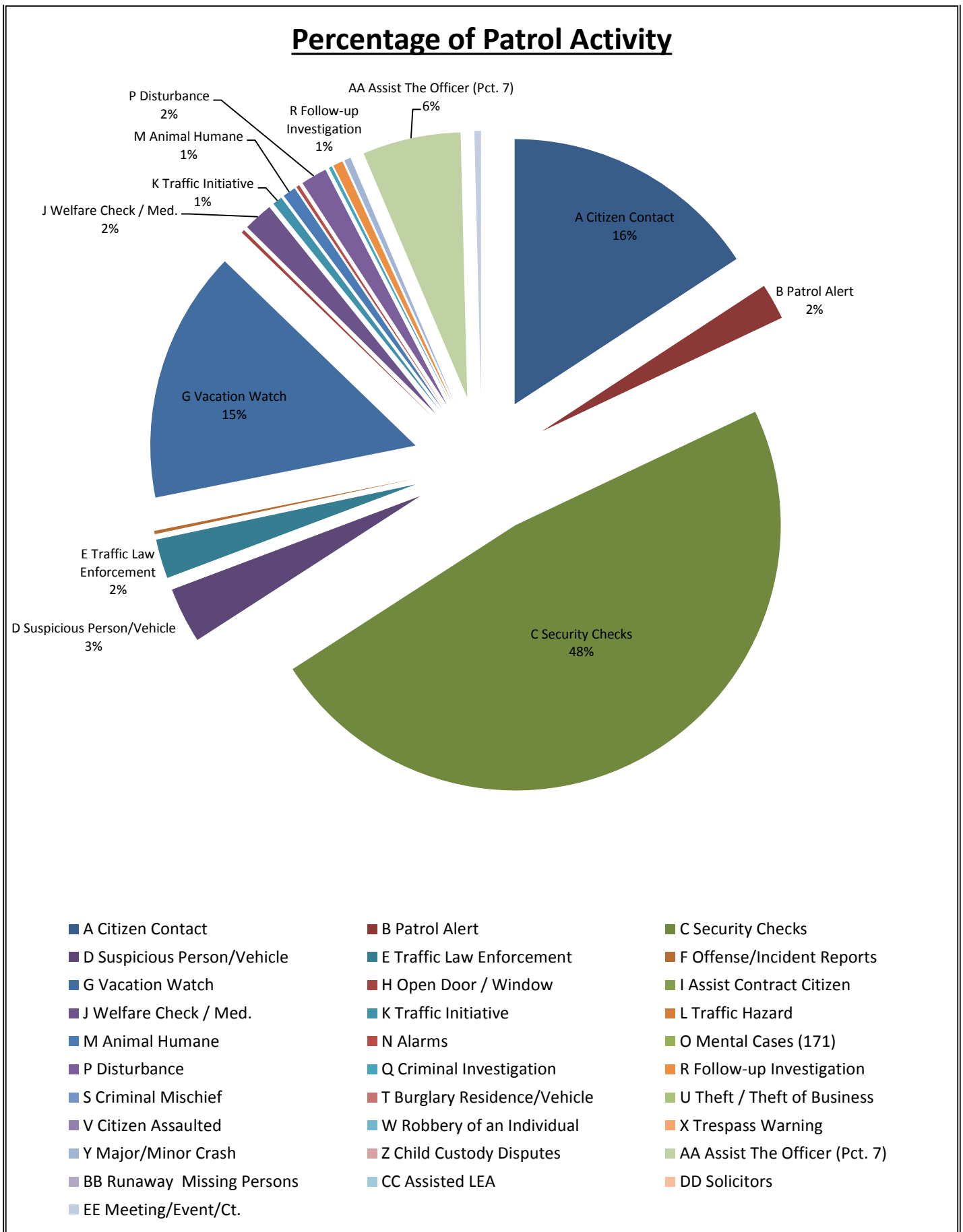
**1961** total miles were driven and the shift responded to **1006** total service calls and conducted **0000** crash investigations. The shift issued **09** traffic citations, made **00** arrests and handled **013** enforcement service related calls. The average productivity ratio for this month for this shift is **3.4**.

# A. Patrol Activity Monthly Total:

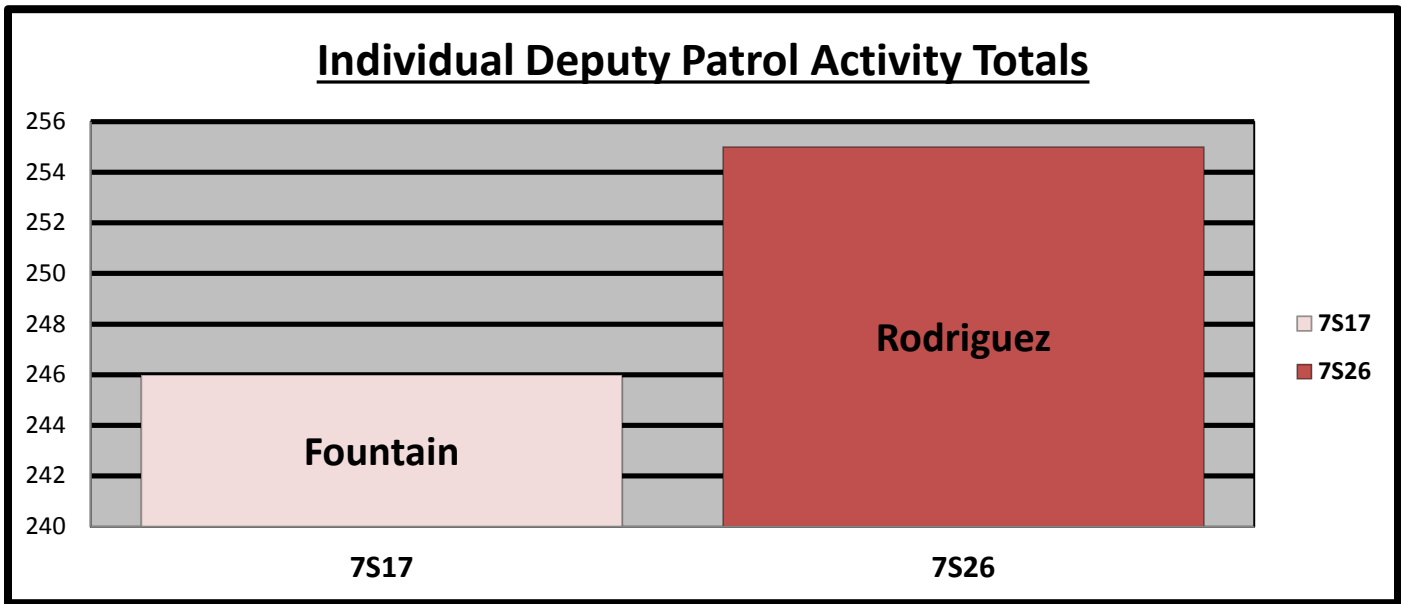
**0501**

*	<i>Patrol Activity Types</i>	7S17	7S26	TOT	AVER	%
A	Citizen Contact	47	32	79	39.5	16%
B	Patrol Alert	9	2	11	5.5	2%
C	Security Checks	108	132	240	120.0	48%
D	Suspicious Person/Vehicle	2	15	17	8.5	3%
E	Traffic Law Enforcement	9	3	12	6.0	2%
F	Offense/Incident Reports	0	1	1	0.5	0%
G	Vacation Watch	47	30	77	38.5	15%
H	Open Door / Window	1	0	1	0.5	0%
I	Assist Contract Citizen	0	0	0	0.0	0%
J	Welfare Check / Med.	9	0	9	4.5	2%
K	Traffic Initiative	0	3	3	1.5	1%
L	Traffic Hazard	0	0	0	0.0	0%
M	Animal Humane	0	4	4	2.0	1%
N	Alarms	0	1	1	0.5	0%
O	Mental Cases (171)	0	0	0	0.0	0%
P	Disturbance	3	5	8	4.0	2%
Q	Criminal Investigation	1	0	1	0.5	0%
R	Follow-up Investigation	1	2	3	1.5	1%
S	Criminal Mischief	0	0	0	0.0	0%
T	Burglary Residence/Vehicle	0	0	0	0.0	0%
U	Theft / Theft of Business	0	0	0	0.0	0%
V	Citizen Assaulted	0	0	0	0.0	0%
W	Robbery of an Individual	0	0	0	0.0	0%
X	Trespass Warning	0	0	0	0.0	0%
Y	Major/Minor Crash	0	2	2	1.0	0%
Z	Child Custody Disputes	0	0	0	0.0	0%
AA	Assist The Officer (Pct. 7)	7	23	30	15.0	6%
BB	Runaway Missing Persons	0	0	0	0.0	0%
CC	Assisted LEA	0	0	0	0.0	0%
DD	Solicitors	0	0	0	0.0	0%
EE	Meeting/Event/Ct.	2	0	2	1.0	0%
*	<b>MONTH TOTALS</b>	<b>246</b>	<b>255</b>	<b>501</b>	<b>250.5</b>	<b>100%</b>

# A1. Patrol Activity Percentage:



**B. Patrol Activity by Braeburn Valley West Personnel:**

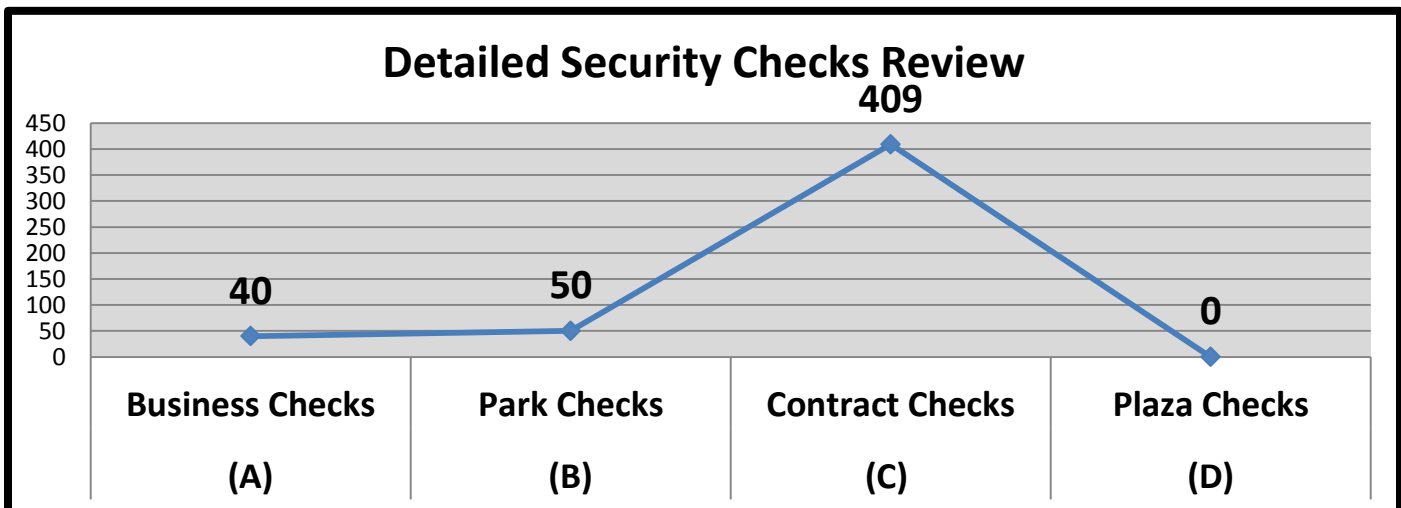


**C. Security Checks Monthly Total:**

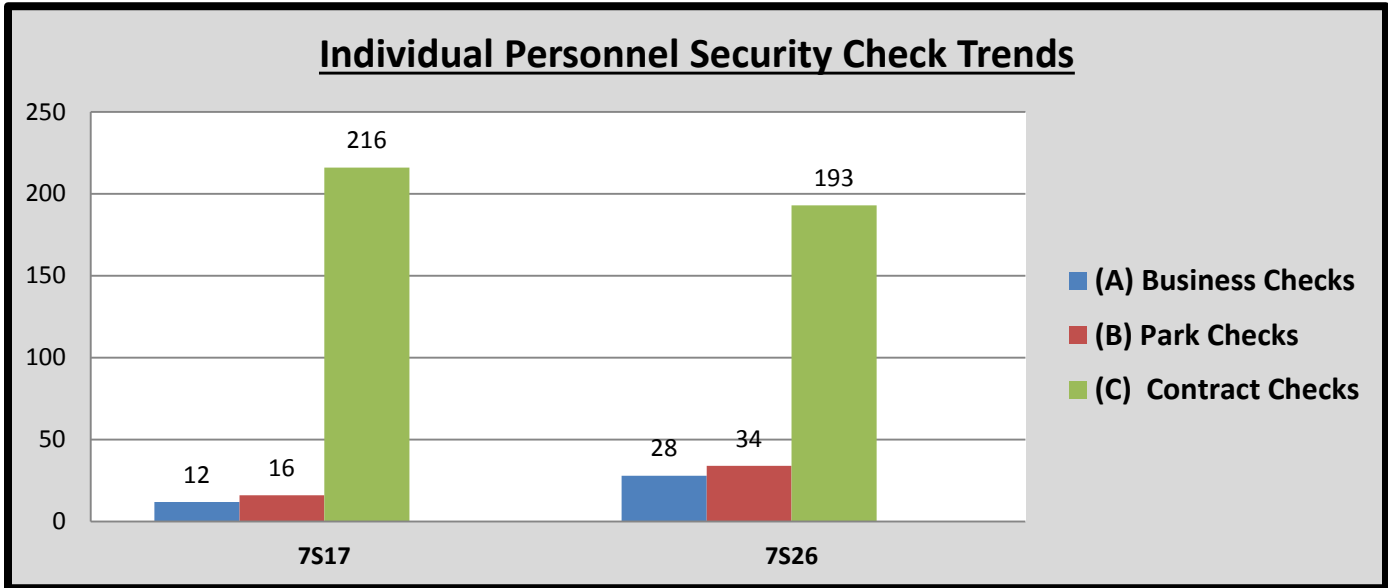
**0499**

*	Security Checks	7S17	7S26	TOT	AVER	%
(A)	Business Checks	12	28	40	20.0	8%
(B)	Park Checks	16	34	50	25.0	10%
(C)	Contract Checks	216	193	409	204.5	82%
(D)	Plaza Checks	0	0	0	0.0	0%
(E)	<i>Totals</i>	244	255	499	249.5	100%

**D. Detailed Security Checks Monthly:**



**E. Individual Personnel Security Check Trends:**



**F. CIT/MHO Dispositions Monthly Total:**

**001**

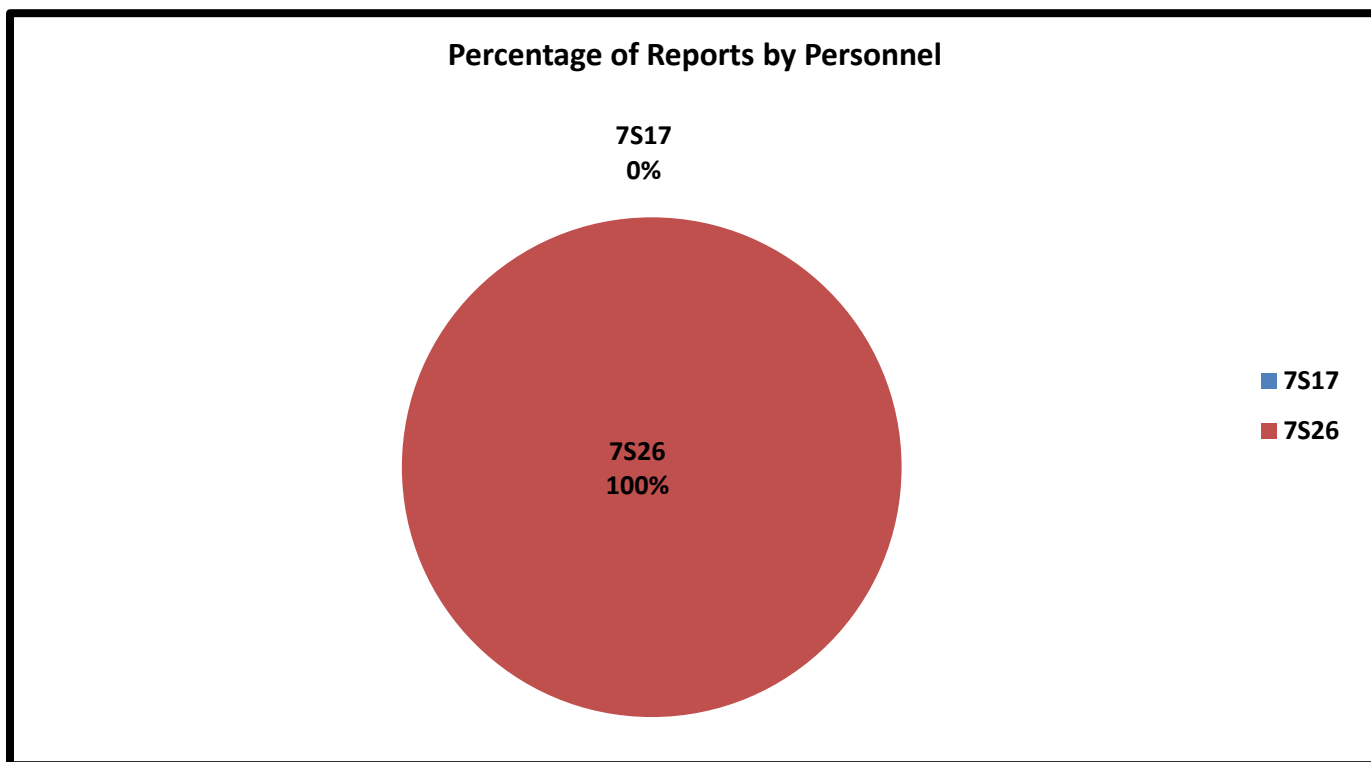
*	<i>C.I.T. Dispositions</i>	7S17	7S26	TOT	AVER	%
(A)	CIT/MHO Outside Referral	0	0	0	0.0	0%
(B)	CIT/MHO Transport	0	0	0	0.0	0%
(C)	CIT/MHO CIT Contact	1	0	1	0.5	100%
(D)	CIT/MHO Arrest	0	0	0	0.0	0%
(E)	<i>Totals</i>	1	0	1	0.5	100%

**G. Offense/Incident Reports Monthly Total:**

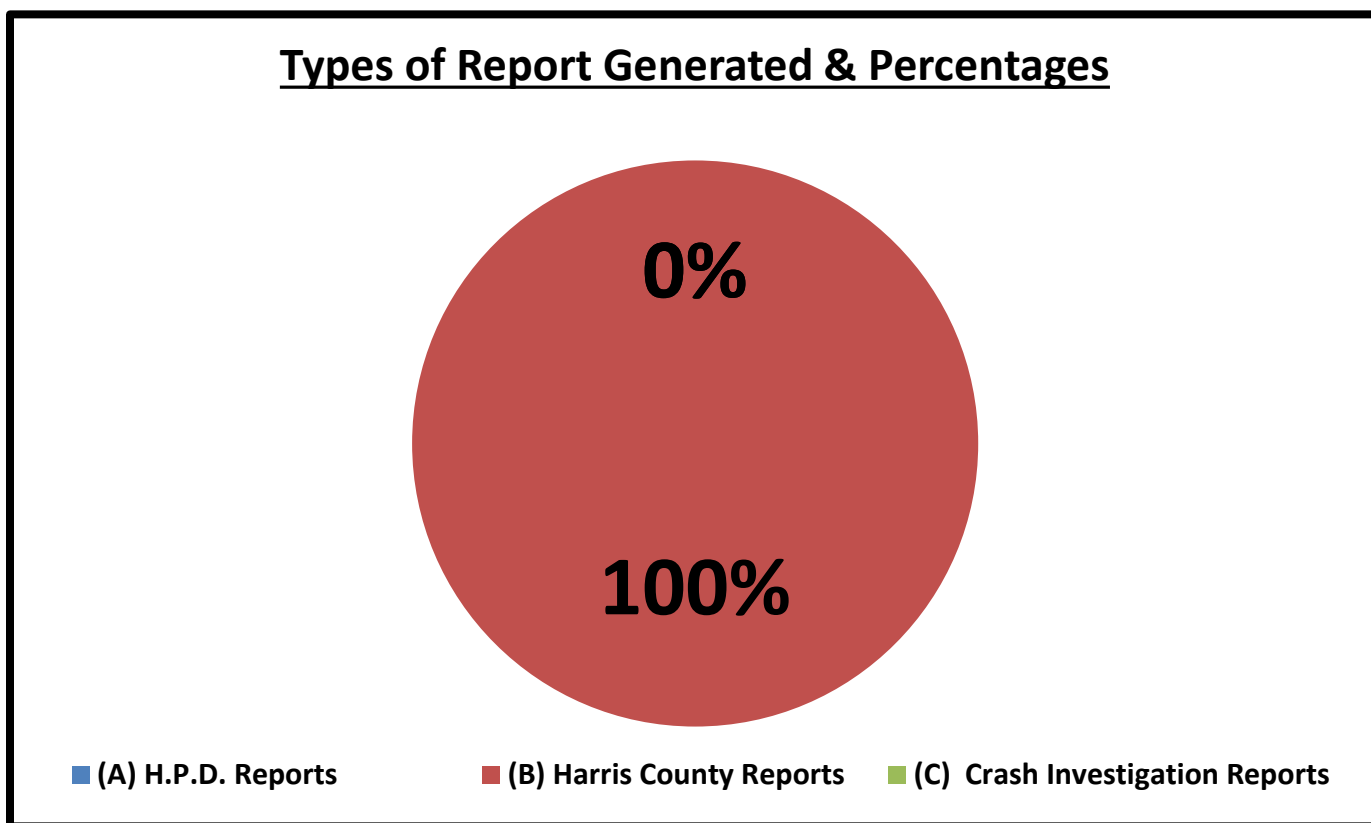
**005**

*	<i>Offense/Incident Reports</i>	7S17	7S26	TOT	AVER	%
(A)	H.P.D. Reports	0	0	0	0.0	0%
(B)	Harris County Reports	0	5	5	2.5	100%
(C)	Crash Investigation Reports	0	0	0	0.0	0%
(D)	<i>Totals</i>	0	5	5	2.5	100%

## H. Report Generation Percentages:



## I. Percentages:

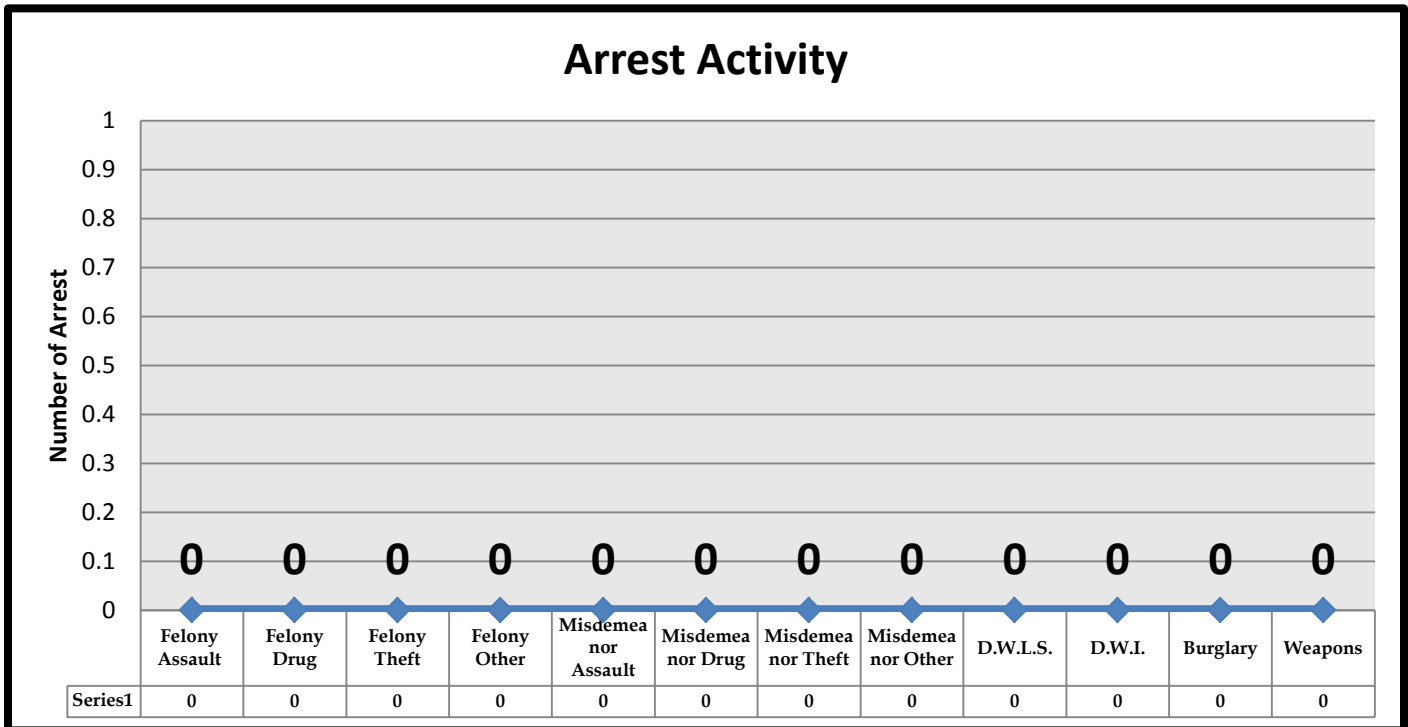


**J. Types of Criminal Arrests Monthly Total:**

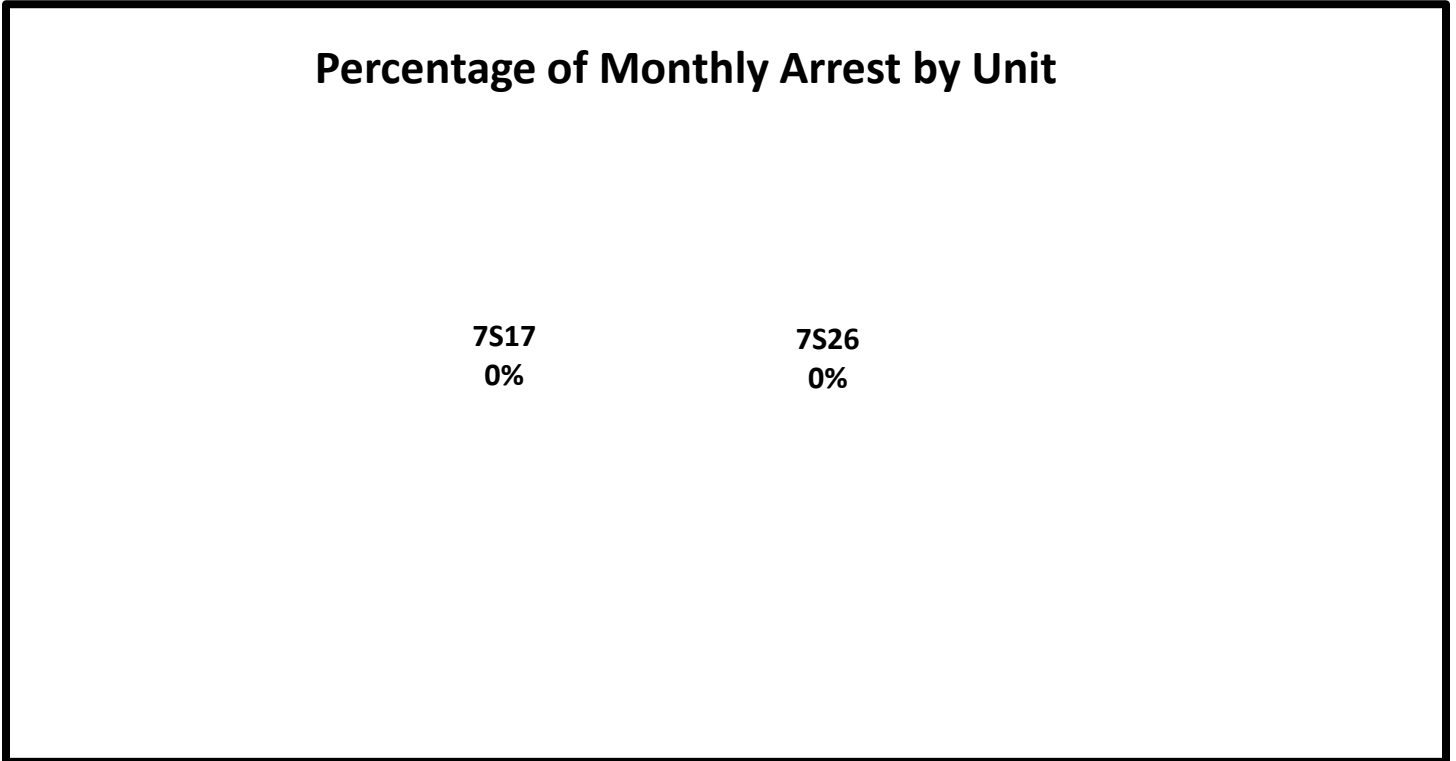
**000**

*	Types of Criminal Arrests	7S17	7S26	TOT	AVER	%
A	Felony Assault	0	0	0	0.0	#DIV/0!
B	Felony Drug	0	0	0	0.0	#DIV/0!
C	Felony Theft	0	0	0	0.0	#DIV/0!
D	Felony Other	0	0	0	0.0	#DIV/0!
E	Misdemeanor Assault	0	0	0	0.0	#DIV/0!
F	Misdemeanor Drug	0	0	0	0.0	#DIV/0!
G	Misdemeanor Theft	0	0	0	0.0	#DIV/0!
H	Misdemeanor Other	0	0	0	0.0	#DIV/0!
I	D.W.L.S.	0	0	0	0.0	#DIV/0!
J	D.W.I.	0	0	0	0.0	#DIV/0!
K	Burglary	0	0	0	0.0	#DIV/0!
L	Weapons	0	0	0	0.0	#DIV/0!
M	<i>Totals</i>	0	0	0	0.0	#DIV/0!


**K. Types of Criminal Arrests Monthly Total:**



**L. Types of Criminal Arrests Monthly Total:**



**M. Types of Criminal Arrests Monthly Total:**





**N. Executed Warrant Monthly Total:**

**000**

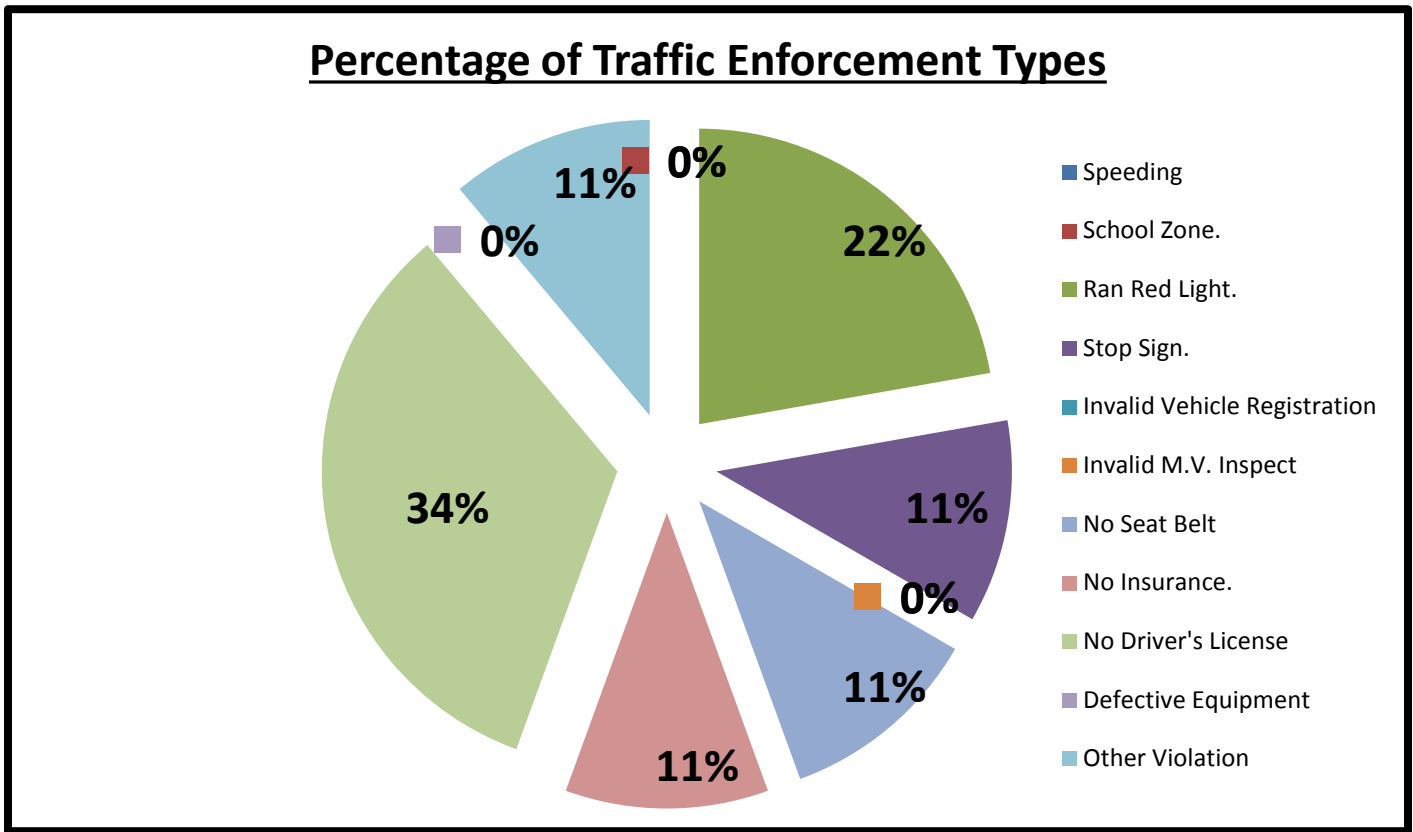
*	<i>Executed Warrants</i>	7S17	7S26	TOT	AVER	%
(A)	Felony Warrants	0	0	0	0.0	#DIV/0!
(B)	Misdemeanor Warrants	0	0	0	0.0	#DIV/0!
(C)	<i>Totals</i>	0	0	0	0.0	#DIV/0!

**O. Traffic Law Enforcement Total:**

**013**

*	<i>Traffic Enforcement</i>	7S17	7S26	TOT	AVER	%
A	Speeding	0	0	0	0.0	0%
B	School Zone.	0	0	0	0.0	0%
C	Ran Red Light.	0	2	2	1.0	22%
D	Stop Sign.	1	0	1	0.5	11%
E	Invalid Vehicle Registration	0	0	0	0.0	0%
F	Invalid M.V. Inspect	0	0	0	0.0	0%
G	No Seat Belt	1	0	1	0.5	11%
H	No Insurance.	1	0	1	0.5	11%
I	No Driver's License	2	1	3	1.5	33%
J	Defective Equipment	0	0	0	0.0	0%
K	Other Violation	1	0	1	0.5	11%
L	Written Warnings	0	0	0	0.0	0%
M	Verbal Warning	4	0	4	2.0	100%
N	Citation	6	3	9	4.5	69%
O	Total Violations	10	3	13	6.5	100%

**P. Traffic Law Enforcement Total:**



**Q. Citations vs. Warnings Monthly Total:**

**0013**

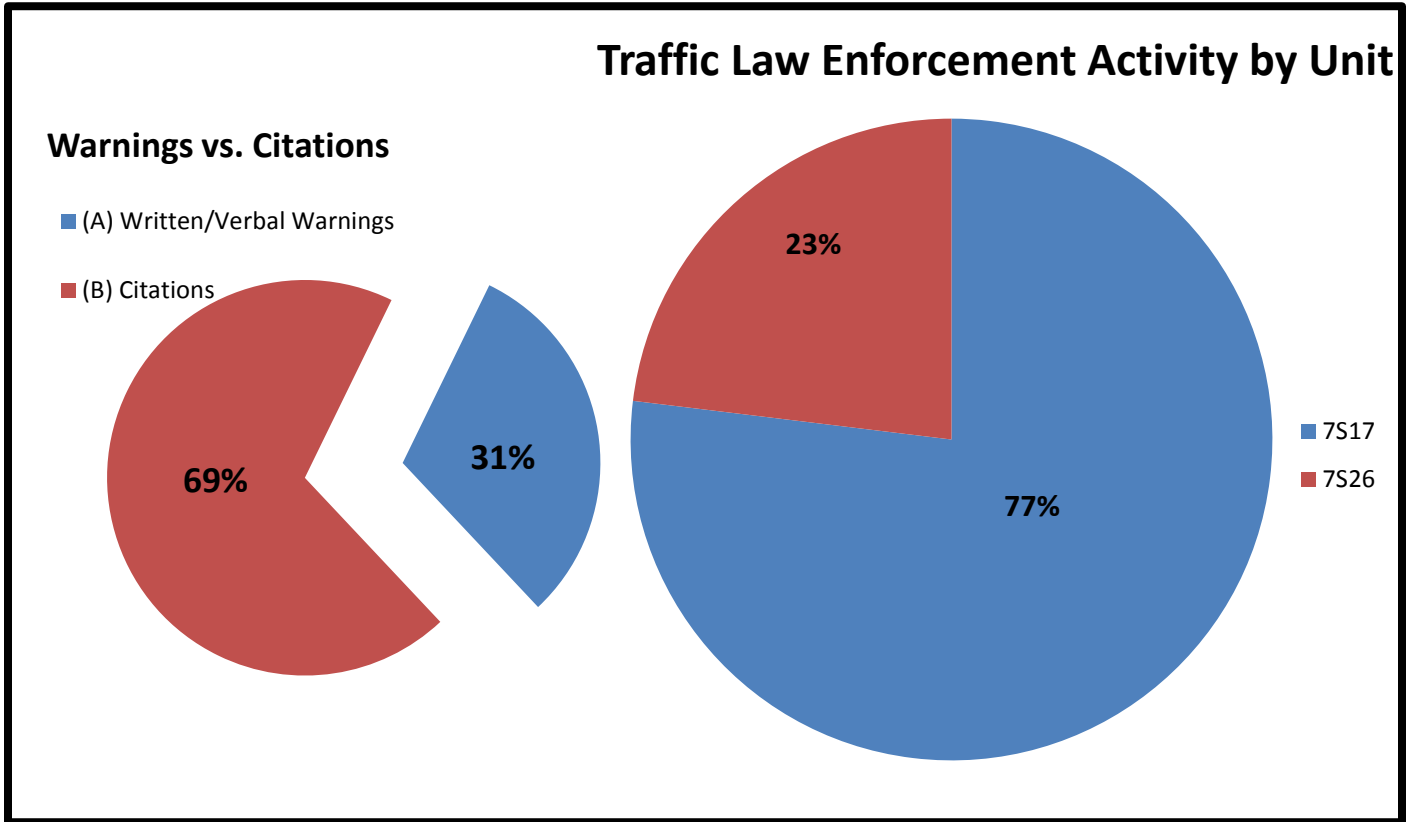
*	Warnings vs. Citations	7S17	7S26	TOT	AVER	%
(A)	Written/Verbal Warnings	4	0	4	2.0	31%
(B)	Citations	6	3	9	4.5	69%
(C)	<i>Totals</i>	10	3	13	6.5	100%

**R. Sources of Calls for Service Monthly Total:**

**0501**

*	Sources of Calls for Service	7S17	7S26	TOT	AVER	%
(A)	On View	13	0	13	6.5	3%
(B)	Dispatched	7	28	35	17.5	7%
(C)	Self-Initiated	226	227	453	226.5	90%
(D)	<i>Totals</i>	246	255	501	250.5	100%

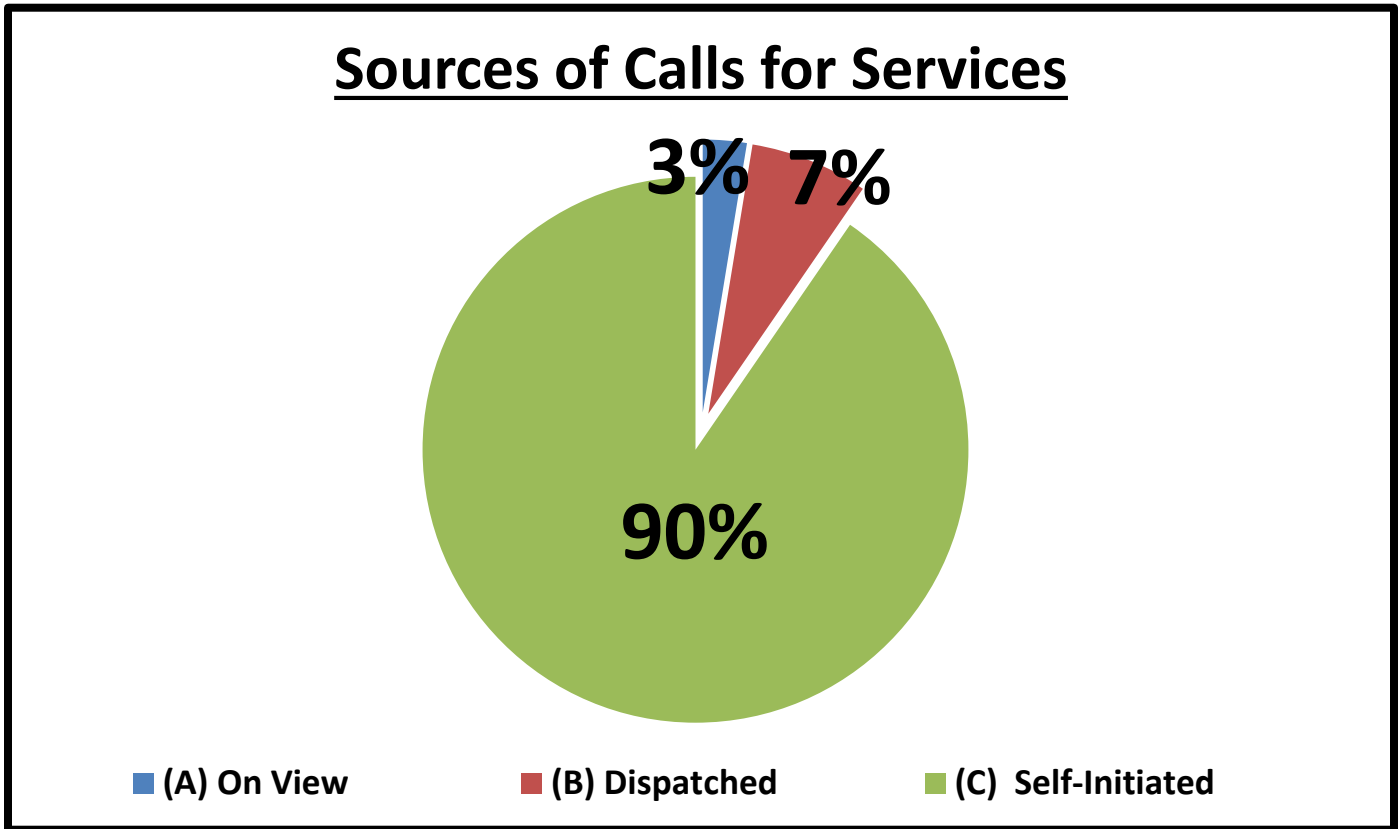
**S. Sources of Calls for Service Percentages:**



**T. Sources of Calls for Service Percentages:**

*	Sources of Calls for Service	7S17	7S26	TOT	AVER	%
(A)	On View	5%	0%	3%	0.0	N/A
(B)	Dispatched	3%	11%	7%	0.0	N/A
(C)	Self-Initiated	92%	89%	90%	0.5	N/A
(D)	<i>Totals</i>	100%	100%	100%	0.5	N/A

U. Sources of Calls for Service Percentages:



V. Free Reserve Personnel Time Utilized in Contract Monthly Total: 000

*	<i>Free Reserve Personnel Time</i>	7S17	7S26		TOT	AVER	%
(A)	<i>Totals</i>	0	0		0	0.0	#DIV/0!

## W. Monthly Productivity Analysis Report (M.P.A.R.) - Executive Summary:

*	Unit	7S17	7S26		TOT	AVER
1	Patrol Activity	246	255		501	250.5
2	Security Checks	244	255		499	249.5
3	C.I.T. Interactions	1	0		1	0.5
4	Offense/Incident Reports	0	5		5	2.5
*	<i>Total Service Calls</i>	491	515		1006	503.0
1	Criminal Arrests	0	0		0	0.0
2	Citations Issued	6	3		9	4.5
3	Written & Verbal Warnings	4	0		4	2.0
*	<i>Enforcement Service Calls</i>	10	3		13	6.5
*	Total Hours	160	160		320	160.0
1	Sick Time Used	0	0		0	0.0
2	Vacation Time Used	16	0		16	8.0
3	Training Time Used	0	0		0	0.0
4	Compensatory Time Used	0	0		0	0.0
*	<i>Hours Actually Worked</i>	144	160		304	152.0
*	<i>Unit Productivity Ratio</i>	3.5	3.2		3.4	3.4

## X. Mileage Total:

**1961**

*	Mileage	7S17	7S26		TOT	AVER	%
(A)	Totals	937	1024		1961	980.5	391%

## Y. Patrol Alert Submission Report:

*	Received				Subject
00x	Date	Time	Code	Location	
A.					

## Z. Incident Summaries:

<b>01.</b>	<b>JUNE 10, 2017</b>	<b>1600 HOURS</b>	<b>FAIL TO STOP GIVE INFO</b>		<b>DEPUTY M. RODRIGUEZ</b>	
	<b>EVENINGSHIFT:</b>	<b>10800 PLAINFIELD</b>	<b>WB</b>	<b>"M"</b>	<b>HC:</b>	<b>17-0093371</b>
<p>On June 10, 2017, a <b>Saturday</b>, at approximately 1657 hours, while on patrol in the "Braeburn Valley West Contract" Deputy M. Rodriguez was performing routine patrol and law enforcement services when I (Deputy M. Rodriguez) was dispatched to the 10800 block of Plainfield in reference to a Fail to Stop and Give Information call. Upon making contact the Reportee Deputy Rodriguez was advised the at fault driver did not stop and was not on scene. Deputy Rodriguez collected all pertinent information for this case. Deputy provided Reportee with a case number. The patrol activity type is "<b>PAT=Y</b>".</p>						

<b>02.</b>	<b>JUNE 10, 2017</b>	<b>2100 HOURS</b>	<b>TERRORISTIC THREAT</b>		<b>DEPUTY M. RODRIGUEZ</b>	
	<b>EVENINGSHIFT:</b>	<b>9300 MACAFEE</b>	<b>WB</b>	<b>"M"</b>	<b>HC:</b>	<b>17-0093467</b>
<p>On June 10, 2017, a <b>Saturday</b>, at approximately 2141 hours, while on patrol in the "Braeburn Valley West Contract" Deputy M. Rodriguez was performing routine patrol and law enforcement services when I (Deputy M. Rodriguez) was dispatched to the 9300 block of MacAfee in reference to a Terroristic Threat call. Upon making contact the Reportee Deputy Rodriguez was advised of the details of his incident. Deputy Rodriguez collected all pertinent information for this case. Deputy provided Reportee with a case number. The patrol activity type is "<b>PAT=F</b>".</p>						

<b>03.</b>	<b>JUNE 15, 2017</b>	<b>2000 HOURS</b>	<b>MINOR ACCIDENT</b>		<b>DEPUTY M. RODRIGUEZ</b>	
	<b>EVENINGSHIFT:</b>	<b>9200 SPELLMAN</b>	<b>WB</b>	<b>"N/A"</b>	<b>HC:</b>	<b>17-0096295</b>
<p>On June 15, 2017, a <b>Thursday</b>, at approximately 2007 hours, while on patrol in the "Braeburn Valley West Contract" Deputy M. Rodriguez was performing routine patrol and law enforcement services when I (Deputy M. Rodriguez) was dispatched to the 9200 block of Spellman in reference to a Minor Vehicle Accident call. Upon making contact with all parties involved Deputy Rodriguez concluded the investigation and issued the at fault driver a citation. Deputy Rodriguez collected all pertinent information for this case. Deputy provided Reportee with a case number. The patrol activity type is "<b>PAT=Y</b>".</p>						

<b>04.</b>	<b>JUNE 17, 2017</b>	<b>1800 HOURS</b>	<b>WARRANT ARREST</b>		<b>DEPUTY M. RODRIGUEZ</b>	
	<b>EVENINGSHIFT:</b>	<b>8200 WEST BELLFORT</b>	<b>WB</b>	<b>"N/A"</b>	<b>HC:</b>	<b>17-0097452</b>
<p>On June 17, 2017, a <b>Saturday</b>, at approximately 1843 hours, while on patrol in the "Braeburn Valley West Contract" Deputy M. Rodriguez was performing routine patrol and law enforcement services when I (Deputy M. Rodriguez) was flagged down in the 8200 block of W Bellfort in reference to a Suspicious Persons call. Upon making contact the Subject was found to have outstanding warrants which were later confirmed. Deputy Rodriguez collected all pertinent information for this case. The patrol activity type is "<b>PAT=D</b>".</p>						

<b>05.</b>	<b>JUNE 27, 2017</b>	<b>2300 HOURS</b>	<b>TERRORISTIC THREAT</b>		<b>DEPUTY M. RODRIGUEZ</b>	
	<b>EVENINGSHIFT:</b>	<b>9300 MACAFEE</b>	<b>WB</b>	<b>"M"</b>	<b>HC:</b>	<b>17-0093467</b>
<p>On June 27, 2017, a <b>Tuesday</b>, at approximately 2313 hours, while on patrol in the "Braeburn Valley West Contract" Deputy M. Rodriguez was performing routine patrol and law enforcement services when I (Deputy M. Rodriguez) was dispatched to the 9300 block of MacAfee in reference to a Terroristic Threat call. Upon making contact the Reportee Deputy Rodriguez was advised of the details of his incident. Deputy Rodriguez collected all pertinent information for this case. Deputy provided Reportee with a case number. The patrol activity type is "<b>PAT=D</b>".</p>						

## **AA. Hotspot Report:**

*See Appendix A1 for Hotspot Report:*

*Please note: 87s17 = Deputy U. Fountain and 87s26= Deputy M. Rodriguez*

***Sergeant Jon Meek***

Sergeant Jon Meek

Neighborhood Patrol Division, First Line Supervisor

Harris County Constable's Office of Precinct 713-643-6602