



MAY WALKER, CONSTABLE
PRECINCT SEVEN
HARRIS COUNTY, TEXAS

MAIN OFFICE
5300 Griggs Road
Houston, Texas 77021
PHONE (713) 643-6602
FAX (713) 643-3401

Date: August 6, 2018

From: Sergeant Jon Meek
Neighborhood Patrol Division, First Line Supervisor
Harris County Constable's Office of Precinct "7"

To: Property Owners Association
Board of Directors & Management Company

Subject: July Monthly Productivity Analysis Report
Enclosure: **MPAR – July 2018**
Distribution: Executive Command Staff & Board of Directors & Management Company

The purpose of this "**Monthly Productivity Analysis Report**" (M.P.A.R.) is to provide the executive command staff with the appropriate data to analyze the productivity of assigned personnel and their shifts' activities to allow for the validation of individual and divisional performance evaluations. With regard to the specific contents of the report, there are 18 distinctive component parts of this report. These components are enumerated below:

- | | |
|--|---|
| 01. Patrol Activity Details | 10. Traffic Enforcement Report |
| 02. Patrol Activity Analytical Summary | 11. Trends & Percentages of Traffic |
| 03. Patrol Activity Percentages & Trends | 12. Citation & Warning Issuance Review |
| 04. Security Checks Report | 13. Call for Service Report (<i>C.F.S.</i>) |
| 05. Security Checks Percentages & Trends | 14. Trends & Percentages for <i>C.F.S.</i> |
| 06. Crisis Intervention Disposition Report | 15. Overtime Report (service at no Cost) |
| 07. Offense/Incident Generation Report | 16. Reserve Deputy Use (at no Cost) |
| 08. Criminal Arrest Types Report | 17. Incident Summarization |
| 09. Warrant Execution Report | 18. Hotspot Report Data Review |

A cursory analysis of the statistical data from this report should be demonstrative of the quality of performance of this agency in realizing the contractual obligations and the overall achievement of the goals and objectives of this Agency and the Contract Division.

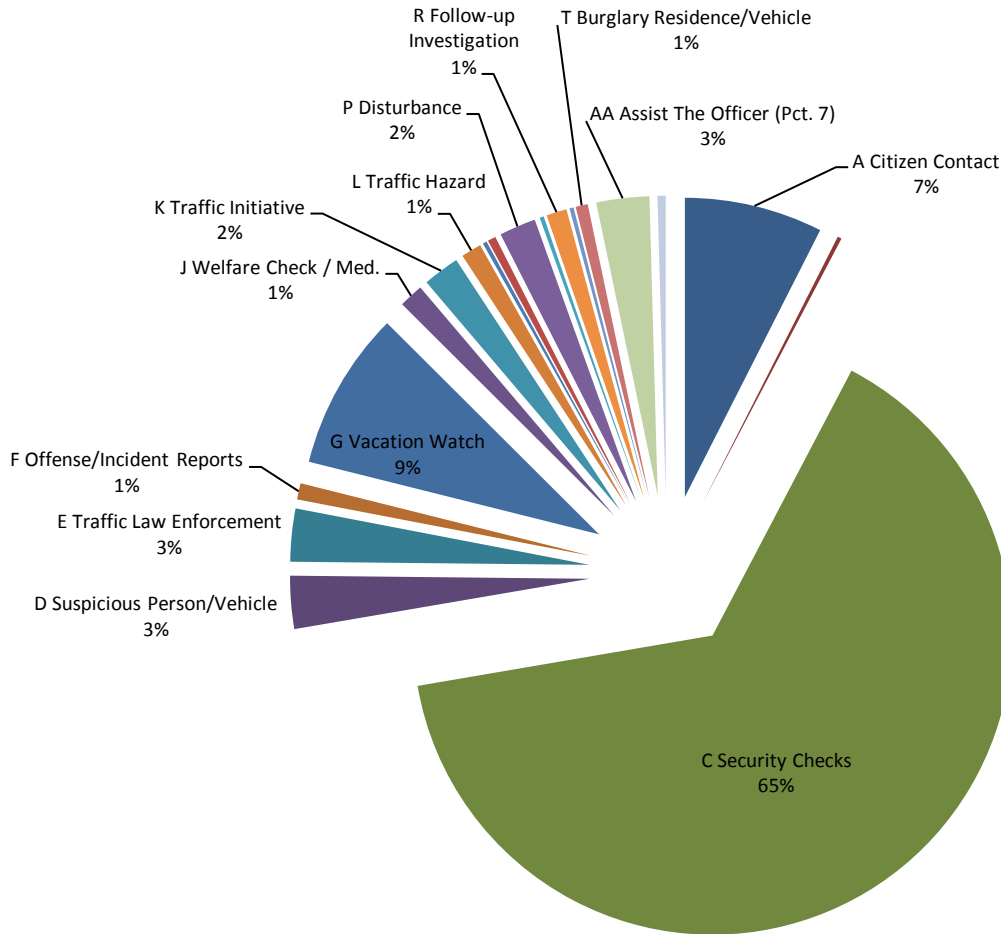
A. Patrol Activity Monthly Total:

0455

*	Patrol Activity Types	7S17	7S26	TOT	AVER	%
A	Citizen Contact	32	2	34	17.0	7%
B	Patrol Alert	1	0	1	0.5	0%
C	Security Checks	71	223	294	147.0	65%
D	Suspicious Person/Vehicle	9	4	13	6.5	3%
E	Traffic Law Enforcement	12	1	13	6.5	3%
F	Offense/Incident Reports	1	3	4	2.0	1%
G	Vacation Watch	13	26	39	19.5	9%
H	Open Door / Window	0	0	0	0.0	0%
I	Assist Contract Citizen	0	0	0	0.0	0%
J	Welfare Check / Med.	4	2	6	3.0	1%
K	Traffic Initiative	1	8	9	4.5	2%
L	Traffic Hazard	3	2	5	2.5	1%
M	Animal Humane	1	0	1	0.5	0%
N	Alarms	1	1	2	1.0	0%
O	Mental Cases (171)	0	0	0	0.0	0%
P	Disturbance	2	7	9	4.5	2%
Q	Criminal Investigation	0	1	1	0.5	0%
R	Follow-up Investigation	2	3	5	2.5	1%
S	Criminal Mischief	0	1	1	0.5	0%
T	Burglary Residence/Vehicle	3	0	3	1.5	1%
U	Theft / Theft of Business	0	0	0	0.0	0%
V	Citizen Assaulted	0	0	0	0.0	0%
W	Robbery of an Individual	0	0	0	0.0	0%
X	Trespass Warning	0	0	0	0.0	0%
Y	Major/Minor Crash	0	0	0	0.0	0%
Z	Child Custody Disputes	0	0	0	0.0	0%
AA	Assist The Officer (Pct. 7)	11	2	13	6.5	3%
BB	Runaway Missing Persons	0	0	0	0.0	0%
CC	Assisted LEA	0	0	0	0.0	0%
DD	Solicitors	0	0	0	0.0	0%
EE	Meeting/Event/Ct.	2	0	2	1.0	0%
*	MONTH TOTALS	169	286	455	227.5	100%

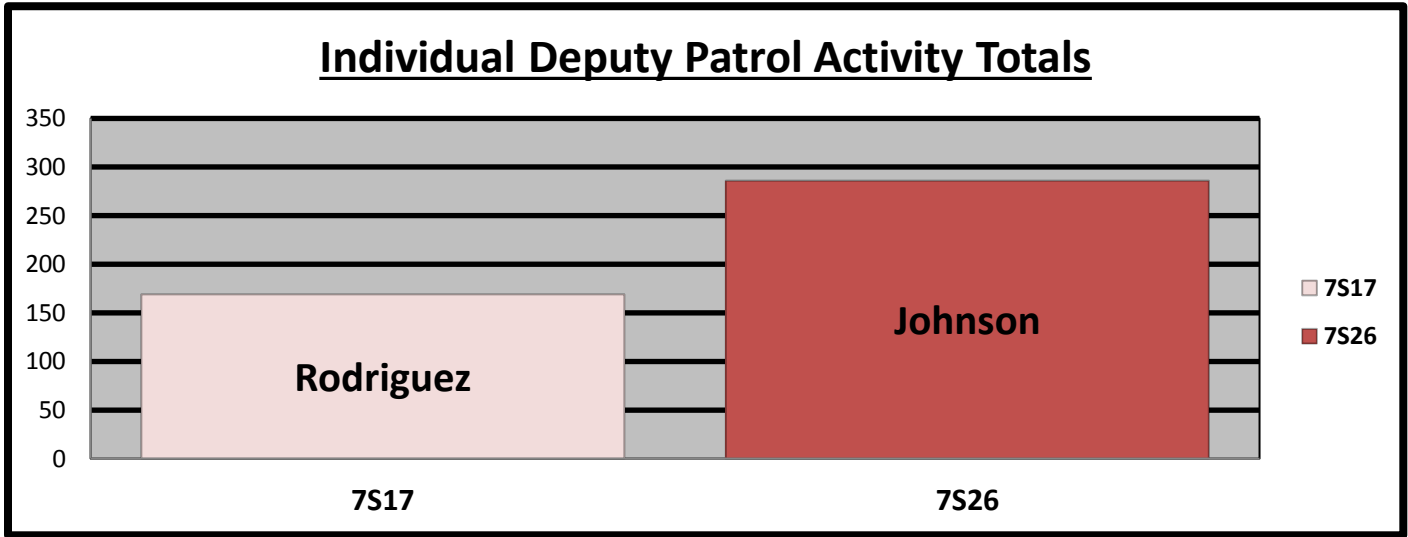
A1. Patrol Activity Percentage:

Percentage of Patrol Activity



- | | | | |
|-------------------------------|------------------------------|----------------------------------|--------------------------------|
| ■ A Citizen Contact | ■ B Patrol Alert | ■ C Security Checks | ■ D Suspicious Person/Vehicle |
| ■ E Traffic Law Enforcement | ■ F Offense/Incident Reports | ■ G Vacation Watch | ■ H Open Door / Window |
| ■ I Assist Contract Citizen | ■ J Welfare Check / Med. | ■ K Traffic Initiative | ■ L Traffic Hazard |
| ■ M Animal Humane | ■ N Alarms | ■ O Mental Cases (171) | ■ P Disturbance |
| ■ Q Criminal Investigation | ■ R Follow-up Investigation | ■ S Criminal Mischief | ■ T Burglary Residence/Vehicle |
| ■ U Theft / Theft of Business | ■ V Citizen Assaulted | ■ W Robbery of an Individual | ■ X Trespass Warning |
| ■ Y Major/Minor Crash | ■ Z Child Custody Disputes | ■ AA Assist The Officer (Pct. 7) | ■ BB Runaway Missing Persons |
| ■ CC Assisted LEA | ■ DD Solicitors | ■ EE Meeting/Event/Ct. | |

B. Patrol Activity by Braeburn Valley West Personnel:

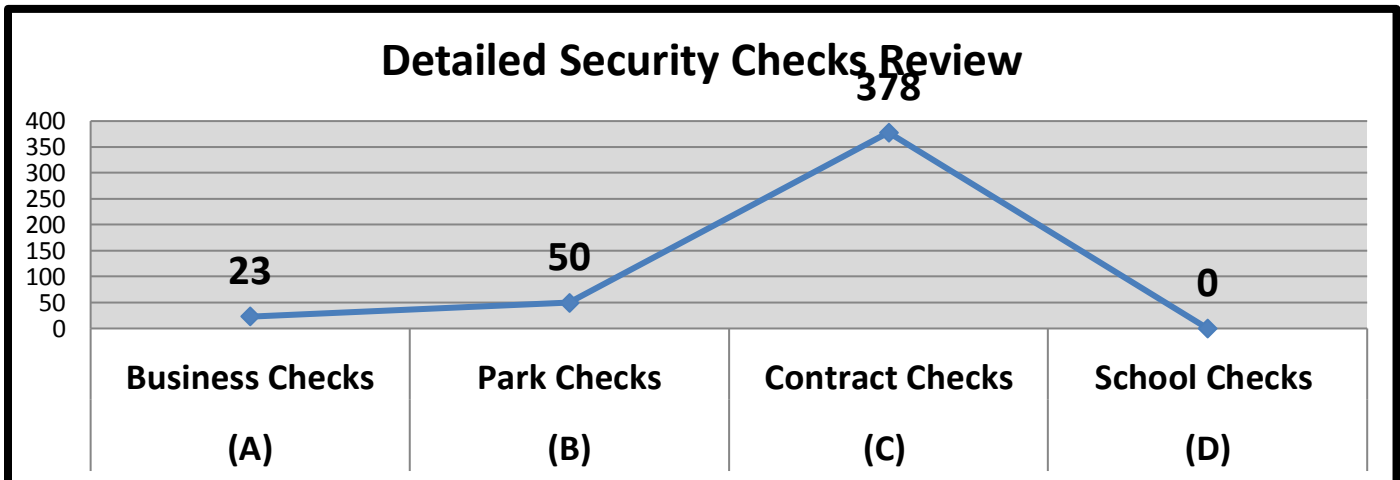


C. Security Checks Monthly Total:

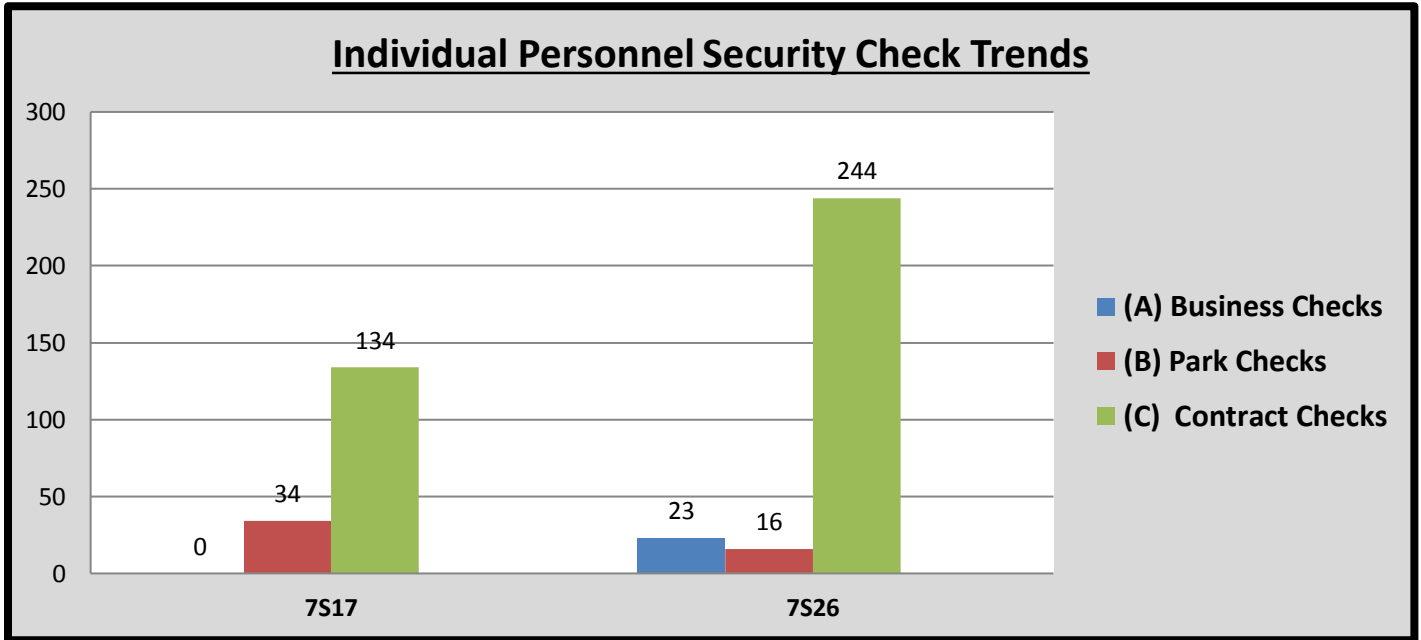
0451

*	Security Checks	7S17	7S26	TOT	AVER	%
(A)	Business Checks	0	23	23	11.5	5%
(B)	Park Checks	34	16	50	25.0	11%
(C)	Contract Checks	134	244	378	189.0	84%
(D)	Plaza Checks	0	0	0	0.0	0%
(E)	<i>Totals</i>	168	283	451	225.5	100%

D. Detailed Security Checks Monthly:



E. Individual Personnel Security Check Trends:



F. CIT/MHO Dispositions Monthly Total:

000

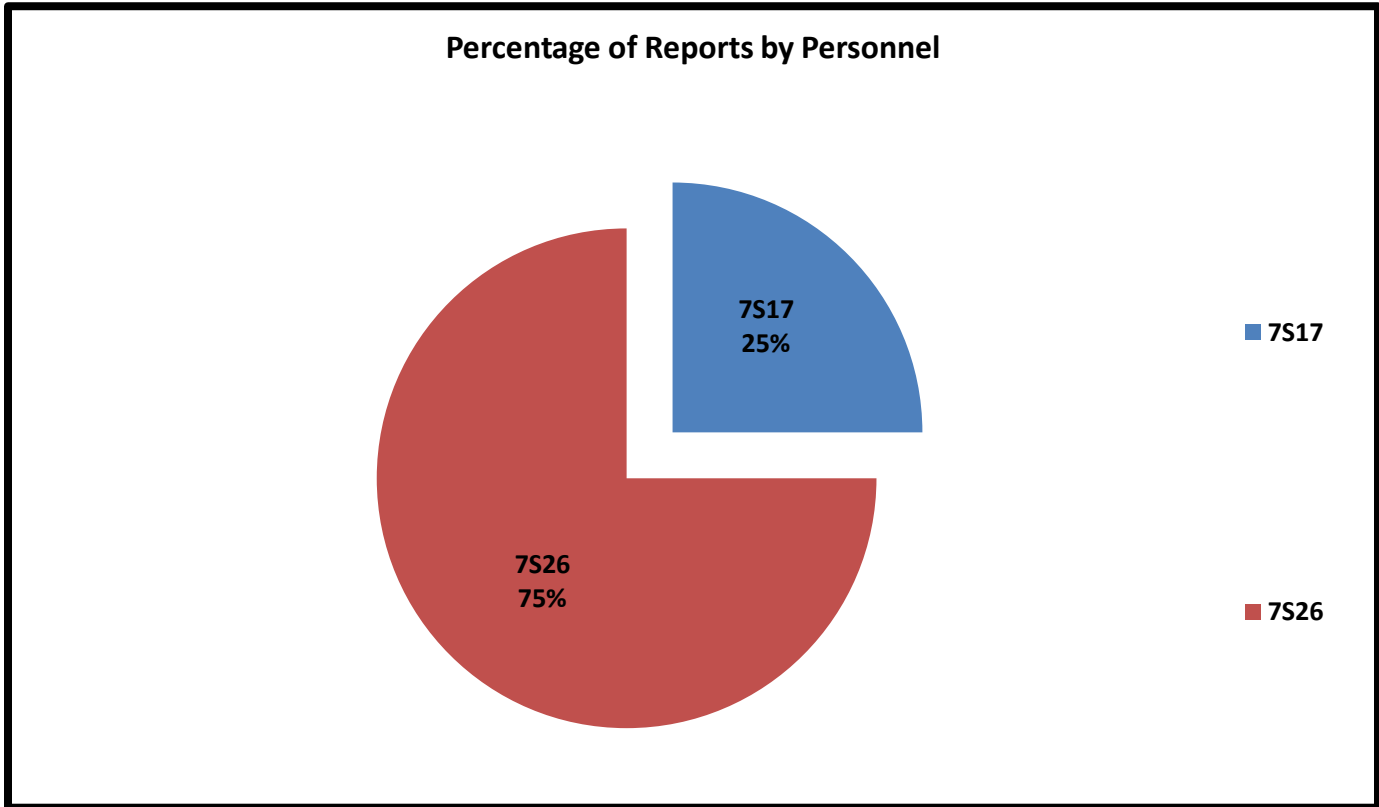
*	<i>C.I.T. Dispositions</i>	7S17	7S26	TOT	AVER	%
(A)	CIT/MHO Outside Referral	0	0	0	0.0	#DIV/0!
(B)	CIT/MHO Transport	0	0	0	0.0	#DIV/0!
(C)	CIT/MHO CIT Contact	0	0	0	0.0	#DIV/0!
(D)	CIT/MHO Arrest	0	0	0	0.0	#DIV/0!
(E)	<i>Totals</i>	0	0	0	0.0	#DIV/0!

G. Offense/Incident Reports Monthly Total:

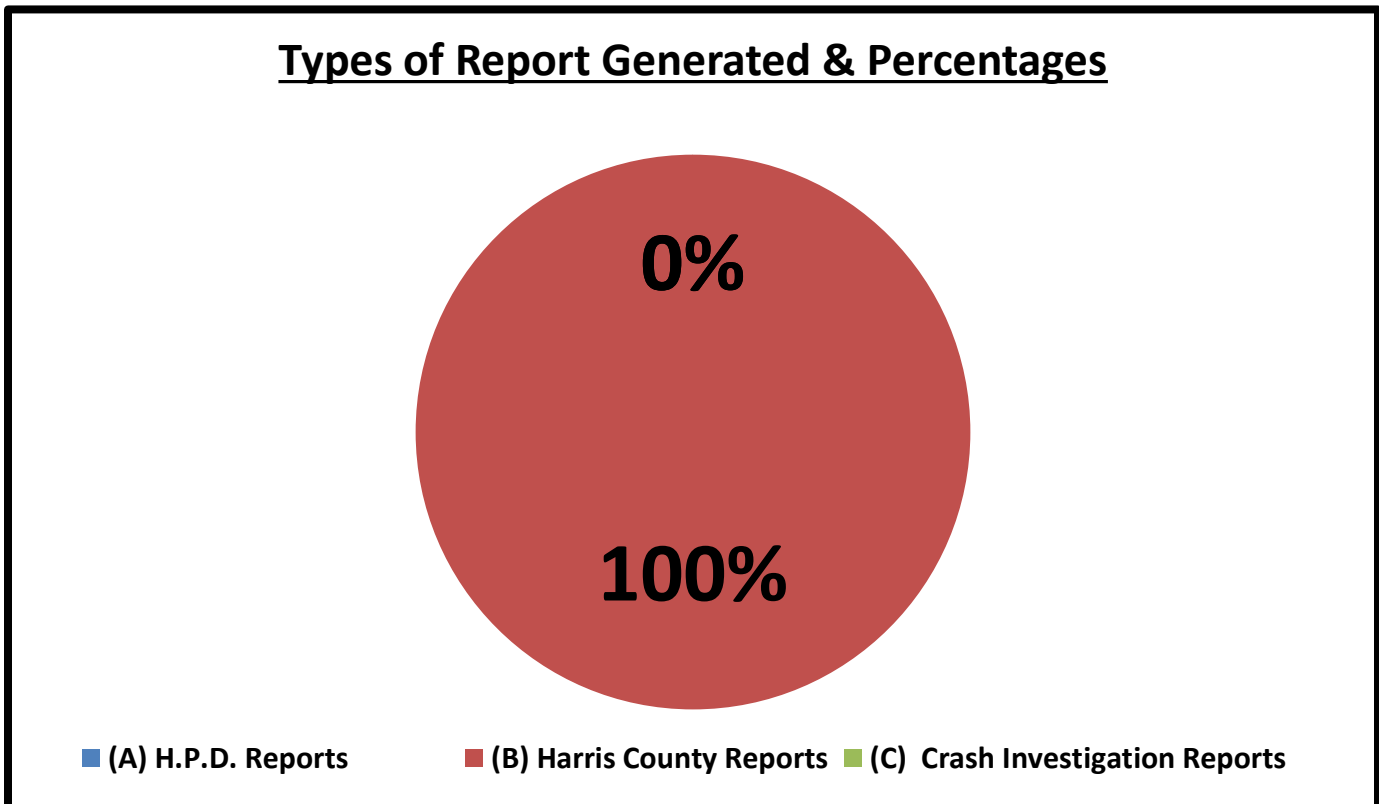
004

*	<i>Offense/Incident Reports</i>	7S17	7S26	TOT	AVER	%
(A)	H.P.D. Reports	0	0	0	0.0	0%
(B)	Harris County Reports	1	3	4	2.0	100%
(C)	Crash Investigation Reports	0	0	0	0.0	0%
(D)	<i>Totals</i>	1	3	4	2.0	100%

H. Report Generation Percentages:



I. Percentages:

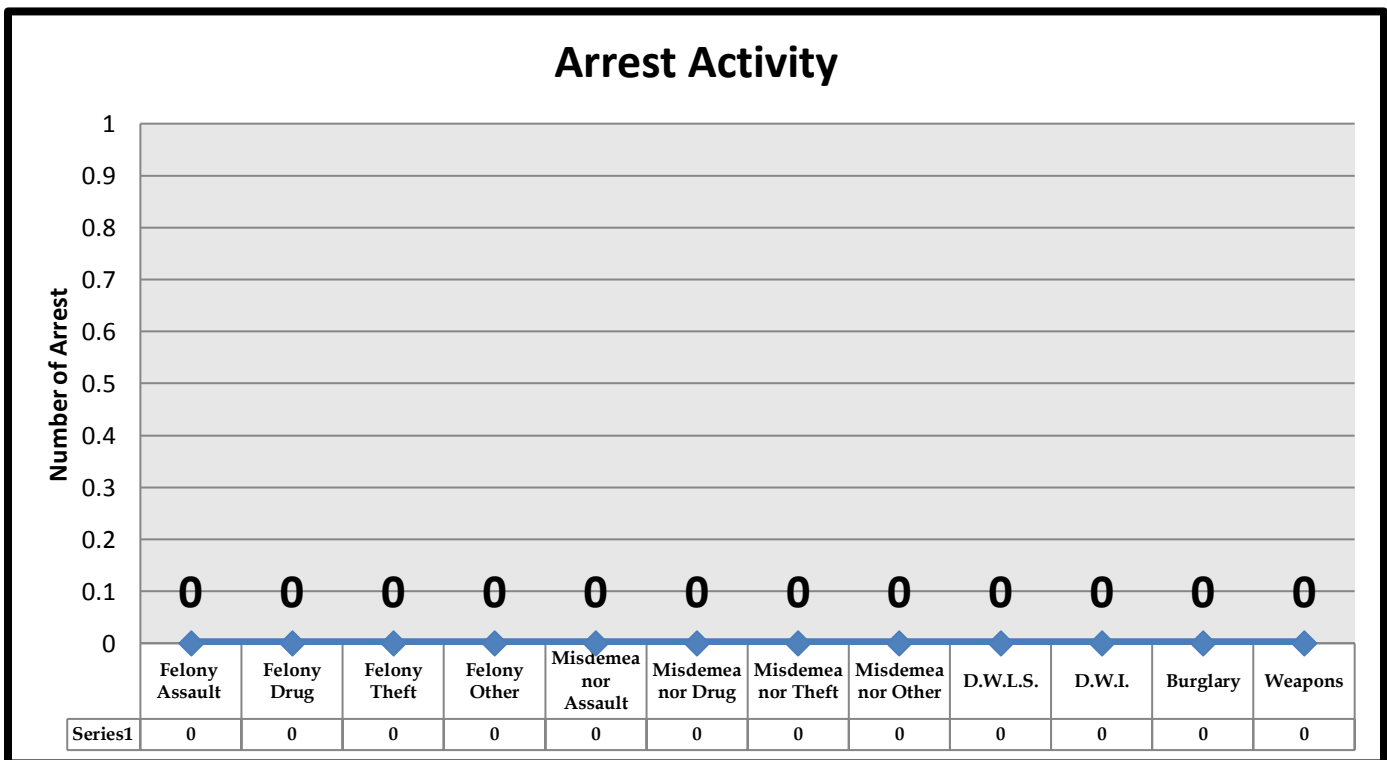


J. Types of Criminal Arrests Monthly Total:

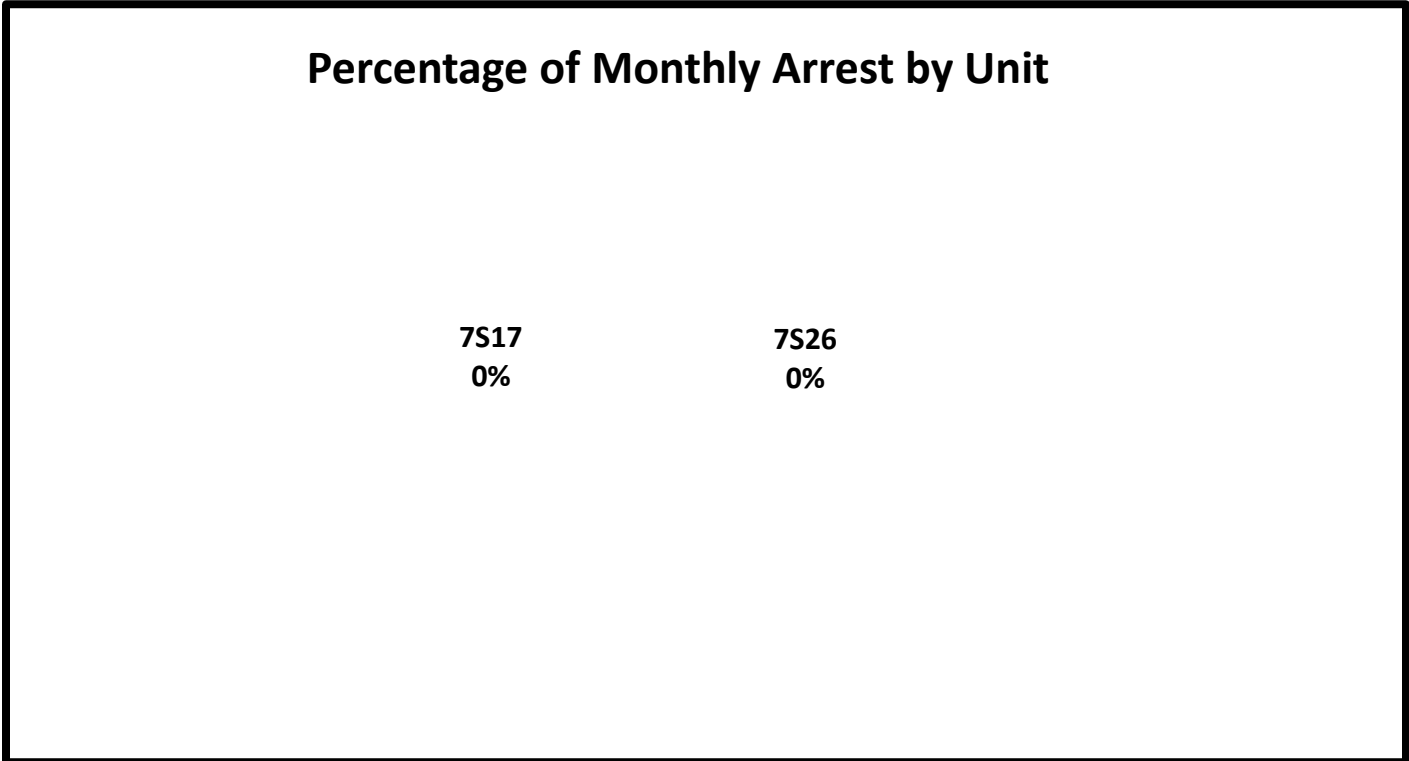
000

*	Types of Criminal Arrests	7S17	7S26	TOT	AVER	%
A	Felony Assault	0	0	0	0.0	#DIV/0!
B	Felony Drug	0	0	0	0.0	#DIV/0!
C	Felony Theft	0	0	0	0.0	#DIV/0!
D	Felony Other	0	0	0	0.0	#DIV/0!
E	Misdemeanor Assault	0	0	0	0.0	#DIV/0!
F	Misdemeanor Drug	0	0	0	0.0	#DIV/0!
G	Misdemeanor Theft	0	0	0	0.0	#DIV/0!
H	Misdemeanor Other	0	0	0	0.0	#DIV/0!
I	D.W.L.S.	0	0	0	0.0	#DIV/0!
J	D.W.I.	0	0	0	0.0	#DIV/0!
K	Burglary	0	0	0	0.0	#DIV/0!
L	Weapons	0	0	0	0.0	#DIV/0!
M	Totals	0	0	0	0.0	#DIV/0!


K. Types of Criminal Arrests Monthly Total:



L. Types of Criminal Arrests Monthly Total:



M. Types of Criminal Arrests Monthly Total:



N. Executed Warrant Monthly Total:

000

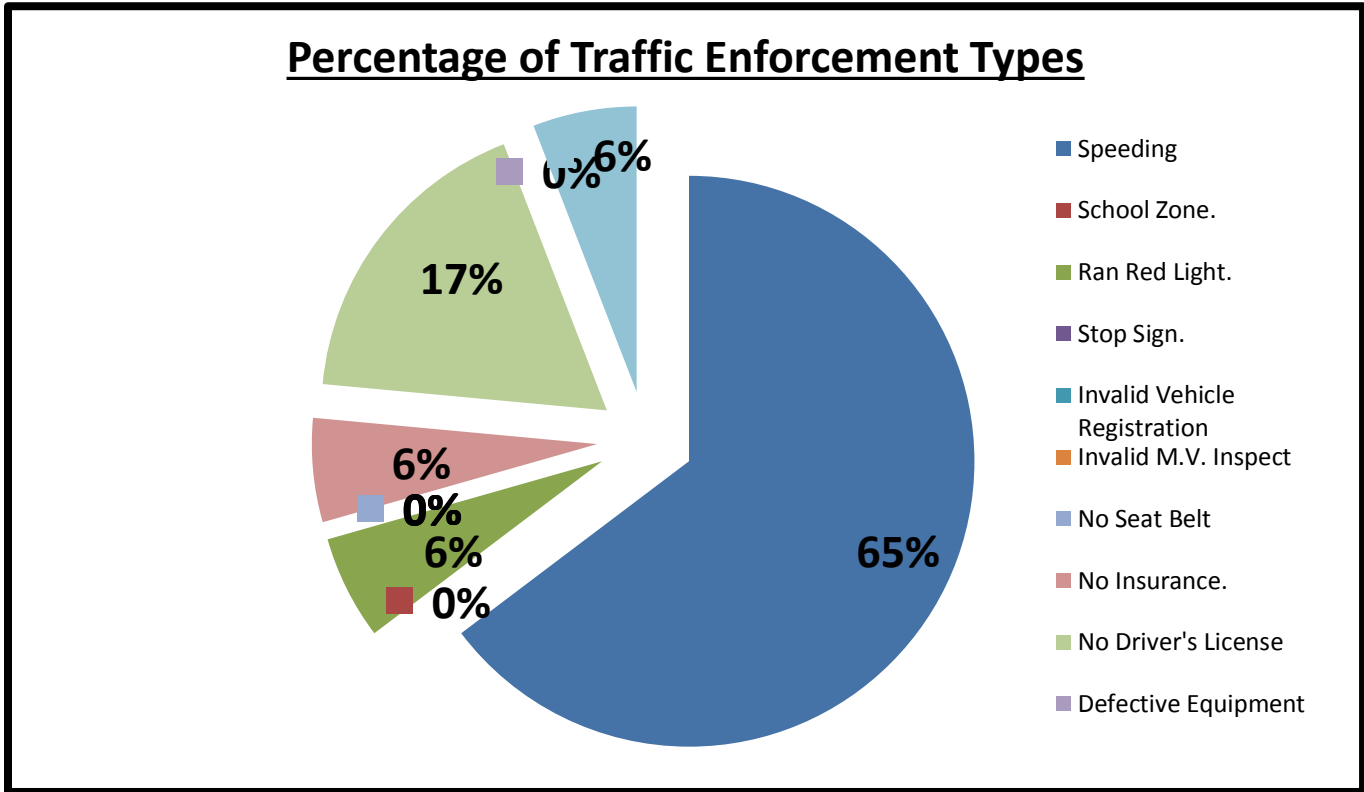
*	Executed Warrants	7S17	7S26	TOT	AVER	%
(A)	Felony Warrants	0	0	0	0.0	#DIV/0!
(B)	Misdemeanor Warrants	0	0	0	0.0	#DIV/0!
(C)	Totals	0	0	0	0.0	#DIV/0!

O. Traffic Law Enforcement Total:

018

*	Traffic Enforcement	7S17	7S26	TOT	AVER	%
A	Speeding	11	0	11	5.5	65%
B	School Zone.	0	0	0	0.0	0%
C	Ran Red Light.	0	1	1	0.5	6%
D	Stop Sign.	0	0	0	0.0	0%
E	Invalid Vehicle Registration	0	0	0	0.0	0%
F	Invalid M.V. Inspect	0	0	0	0.0	0%
G	No Seat Belt	0	0	0	0.0	0%
H	No Insurance.	1	0	1	0.5	6%
I	No Driver's License	2	1	3	1.5	18%
J	Defective Equipment	0	0	0	0.0	0%
K	Other Violation	1	0	1	0.5	6%
L	Written Warnings	0	0	0	0.0	0%
M	Verbal Warning	1	0	1	0.5	100%
N	Citation	15	2	17	8.5	94%
O	Total Violations	16	2	18	9.0	100%

P. Traffic Law Enforcement Total:



Q. Citations vs. Warnings Monthly Total:

018

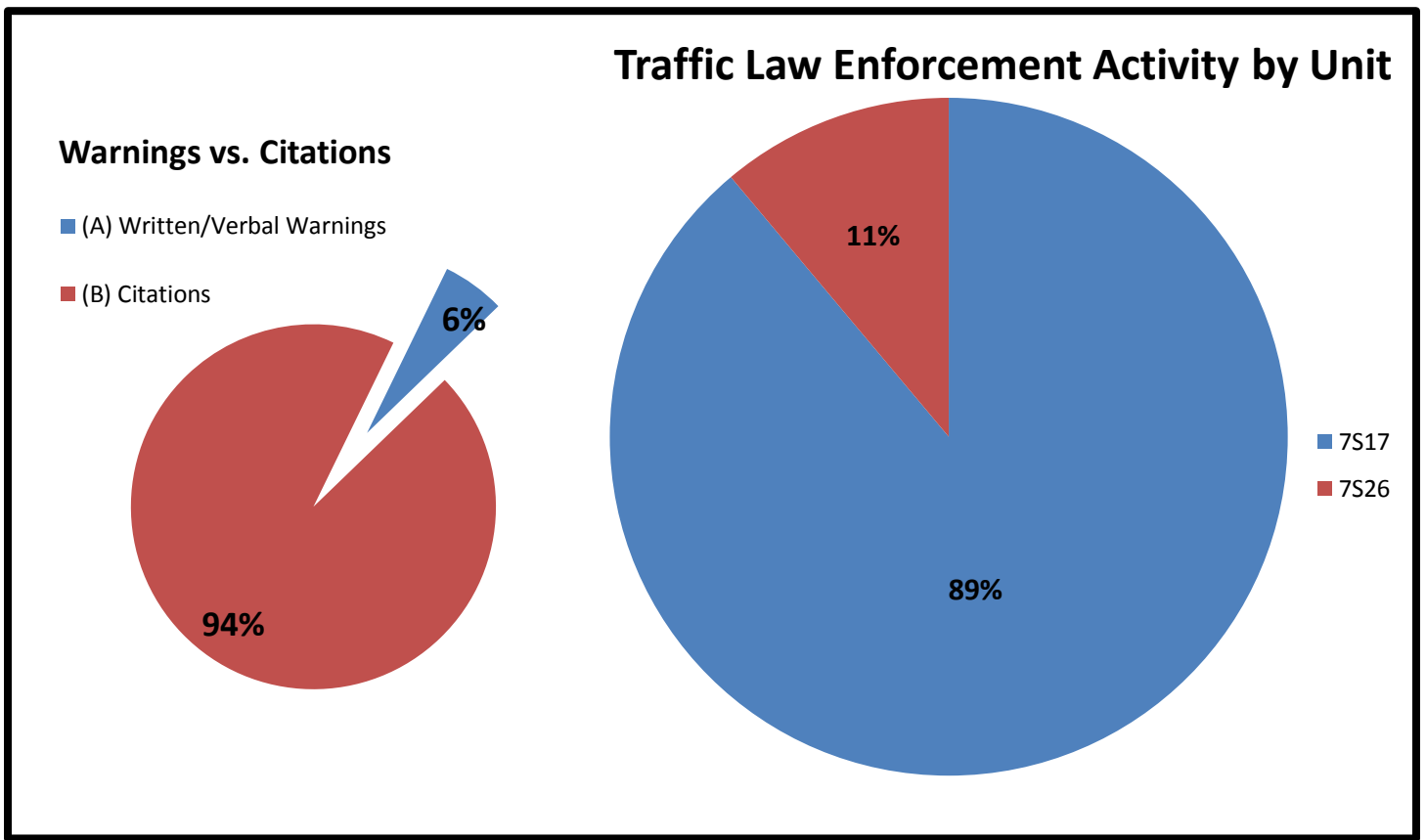
*	Warnings vs. Citations	7S17	7S26	TOT	AVER	%
(A)	Written/Verbal Warnings	1	0	1	0.5	6%
(B)	Citations	15	2	17	8.5	94%
(C)	<i>Totals</i>	16	2	18	9.0	100%

R. Sources of Calls for Service Monthly Total:

451

*	Sources of Calls for Service	7S17	7S26	TOT	AVER	%
(A)	On View	0	0	0	0.0	0%
(B)	Dispatched	12	2	14	7.0	3%
(C)	Self-Initiated	156	281	437	218.5	97%
(D)	<i>Totals</i>	168	283	451	225.5	100%

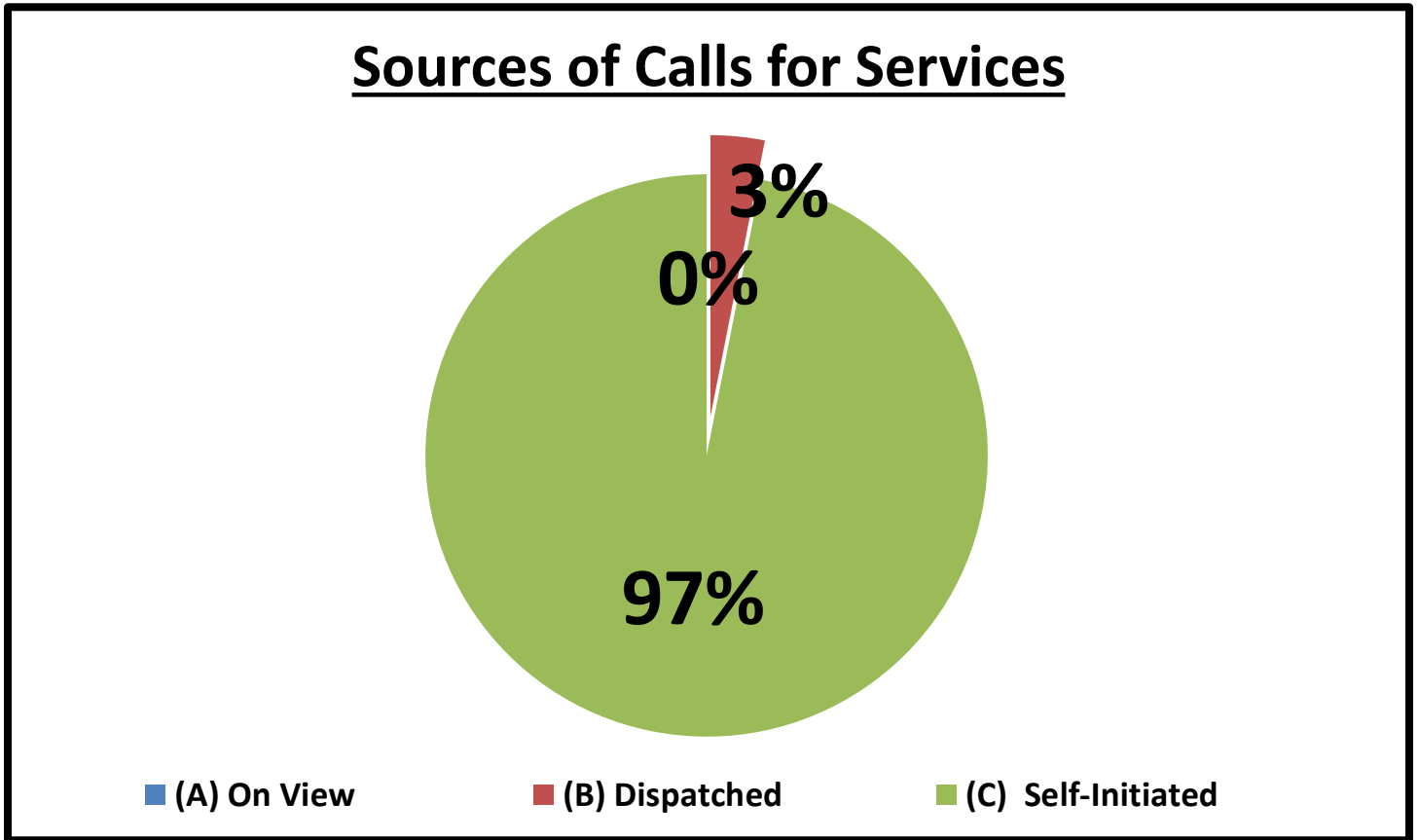
S. Sources of Calls for Service Percentages:



T. Sources of Calls for Service Percentages:

*	Sources of Calls for Service	7S17	7S26	TOT	AVER	%
(A)	On View	0%	0%	0%	0.0	0%
(B)	Dispatched	7%	1%	3%	0.0	3%
(C)	Self-Initiated	93%	99%	97%	0.5	97%
(D)	<i>Totals</i>	100%	100%	100%	0.5	100%

U. Sources of Calls for Service Percentages:



V. Free Reserve Personnel Time Utilized in Contract Monthly Total: 000

*	<i>Free Reserve Personnel Time</i>	7S17	7S26		TOT	AVER	%
(A)	<i>Totals</i>	0	0		0	0.0	#DIV/0!

W. Monthly Productivity Analysis Report (M.P.A.R.) - Executive Summary:

*	<i>Unit</i>	7S17	7S26		TOT	AVER
1	Patrol Activity	169	286		455	227.5
2	Security Checks	168	283		451	225.5
3	C.I.T. Interactions	0	0		0	0.0
4	Offense/Incident Reports	1	3		4	2.0
*	<i>Total Service Calls</i>	338	572		910	455.0
1	Criminal Arrests	0	0		0	0.0
2	Citations Issued	15	2		17	8.5
3	Written & Verbal Warnings	1	0		1	0.5
*	<i>Enforcement Service Calls</i>	16	2		18	9.0
*	<i>Total Hours</i>	160	160		320	160.0
1	Sick Time Used	0	0		0	0.0
2	Vacation Time Used	16	0		16	8.0
3	Training Time Used	0	0		0	0.0
4	Compensatory Time Used	0	8		8	4.0
*	<i>Hours Actually Worked</i>	144	152		296	148.0
*	<i>Unit Productivity Ratio</i>	2.5	3.8		3.1	3.1

X. Mileage Total:

1708

*	<i>Mileage</i>	7S17	7S26		TOT	AVER	%
(A)	<i>Totals</i>	770	938		1708	854.0	375%

Y. Patrol Alert Submission Report:

*	<i>Received</i>				<i>Subject</i>
00x	<i>Date</i>	<i>Time</i>	<i>Code</i>	<i>Location</i>	
A.					

Z. Incident Summaries:

01.	JULY 13, 2018	1900 HOURS	WARRANT ARREST		DEPUTY T. JOHNSON	
	NIGHTSHIFT:	10583 W BELLFORT	BBVW	"M"	HC:	18-0112176
<p>On July 13, 2018, a Saturday, at approximately 1900 hours, while on patrol on W Bellfort, I initiated a traffic stop at 10583 W. Bellfort. Suspect was checked and found to have two open warrants for her arrest. Suspect was subsequently arrested and booked into Harris County Jail for the outstanding warrants. The patrol activity type is "PAT=E".</p>						

02.	JULY 18, 2018	1300 HRS	WARRANT ARREST		DEPUTY M. RODRIGUEZ	
	DAYSHIFT:	11000 SILKWOOD	BVW	"N/A"	HC:	18-0114845
<p>On July 18, 2018, a Wednesday, at approximately 1300 hours, while on patrol in the "Braeburn Valley West Contract" Deputy M. Rodriguez was performing routine patrol and law enforcement services when I, (Deputy M. Rodriguez) on viewed a Domestic Disturbance regarding a couple causing a disturbance. One party was found to have active warrants and was placed into custody. Deputy made contact with the Party. Deputy Rodriguez collected all pertinent information and provided a case card/number. The patrol activity type is "PAT=P".</p>						

03.	JULY 26, 2018	2100 HOURS	INFORMATION REPORT		DEPUTY T. JOHNSON	
	NIGHTSHIFT:	9332 TOOLEY DR	BBVW	"M"	HC:	18-0119625
<p>On July 26, 2018, a Thursday, at approximately 2100 hours, while on patrol in the "Braeburn Valley Contract", I took primary on a Disturbance between two neighbors at 9332 Tooley Dr. Investigated the scene. Case Closed The patrol activity type is "PAT=P"</p>						

04.	JULY 28, 2018	2300 HOURS	WARRANT ARREST		DEPUTY T. JOHNSON	
	NIGHTSHIFT:	9323 SPELLMAN DR	BBVW	"M"	HC:	18-0120825
<p>On July 28, 2018, a Saturday, at approximately 2300 hours, while on patrol in the "Braeburn Valley Contract", I initiated a traffic stop at 9323 Spellman Dr. Suspect was checked and found to have four open warrants for his arrest. Suspect was subsequently arrested and Transported to meet Bellaire PD for the outstanding warrants. The patrol activity type is "PAT=E".</p>						

Sergeant Jon Meek

Sergeant Jon Meek
 Neighborhood Patrol Division, First Line Supervisor
 Harris County Constable's Office of Precinct 713-643-6602