



MAY WALKER, CONSTABLE
PRECINCT SEVEN
HARRIS COUNTY, TEXAS

MAIN OFFICE
5300 Griggs Road
Houston, Texas 77021
PHONE (713) 643-6602
FAX (713) 643-3401

Date: September 6, 2017

From: Sergeant Jon Meek
Neighborhood Patrol Division, First Line Supervisor
Harris County Constable's Office of Precinct "7"

To: Property Owners Association
Board of Directors & Management Company

Subject: August Monthly Productivity Analysis Report
Enclosure: **MPAR – August 2017**
Distribution: Executive Command Staff & Board of Directors & Management Company

The purpose of this "**Monthly Productivity Analysis Report**" (M.P.A.R.) is to provide the executive command staff with the appropriate data to analyze the productivity of assigned personnel and their shifts' activities to allow for the validation of individual and divisional performance evaluations. With regard to the specific contents of the report, there are 18 distinctive component parts of this report. These components are enumerated below:

- | | |
|--|---|
| 01. Patrol Activity Details | 10. Traffic Enforcement Report |
| 02. Patrol Activity Analytical Summary | 11. Trends & Percentages of Traffic |
| 03. Patrol Activity Percentages & Trends | 12. Citation & Warning Issuance Review |
| 04. Security Checks Report | 13. Call for Service Report (<i>C.F.S.</i>) |
| 05. Security Checks Percentages & Trends | 14. Trends & Percentages for <i>C.F.S.</i> |
| 06. Crisis Intervention Disposition Report | 15. Overtime Report (service at no Cost) |
| 07. Offense/Incident Generation Report | 16. Reserve Deputy Use (at no Cost) |
| 08. Criminal Arrest Types Report | 17. Incident Summarization |
| 09. Warrant Execution Report | 18. Hotspot Report Data Review |

A cursory analysis of the statistical data from this report should be demonstrative of the quality of performance of this agency in realizing the contractual obligations and the overall achievement of the goals and objectives of this Agency and the Contract Division.

1809 total miles were driven and the shift responded to **0916** total service calls and conducted **0001** crash investigations. The shift issued **04** traffic citations, made **00** arrests and handled **007** enforcement service related calls. The average productivity ratio for this month for this shift is **3.2**.

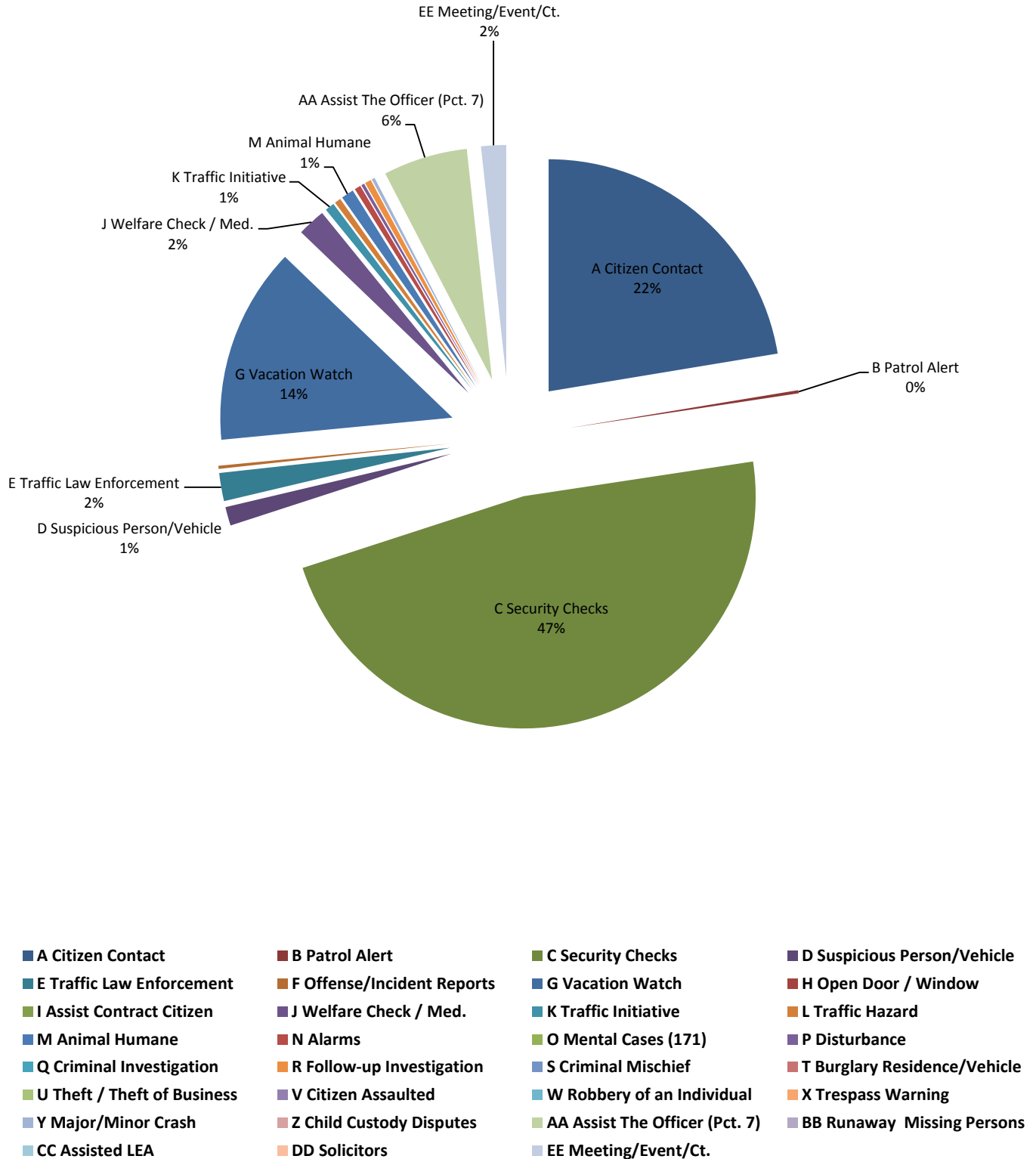
A. Patrol Activity Monthly Total:

0459

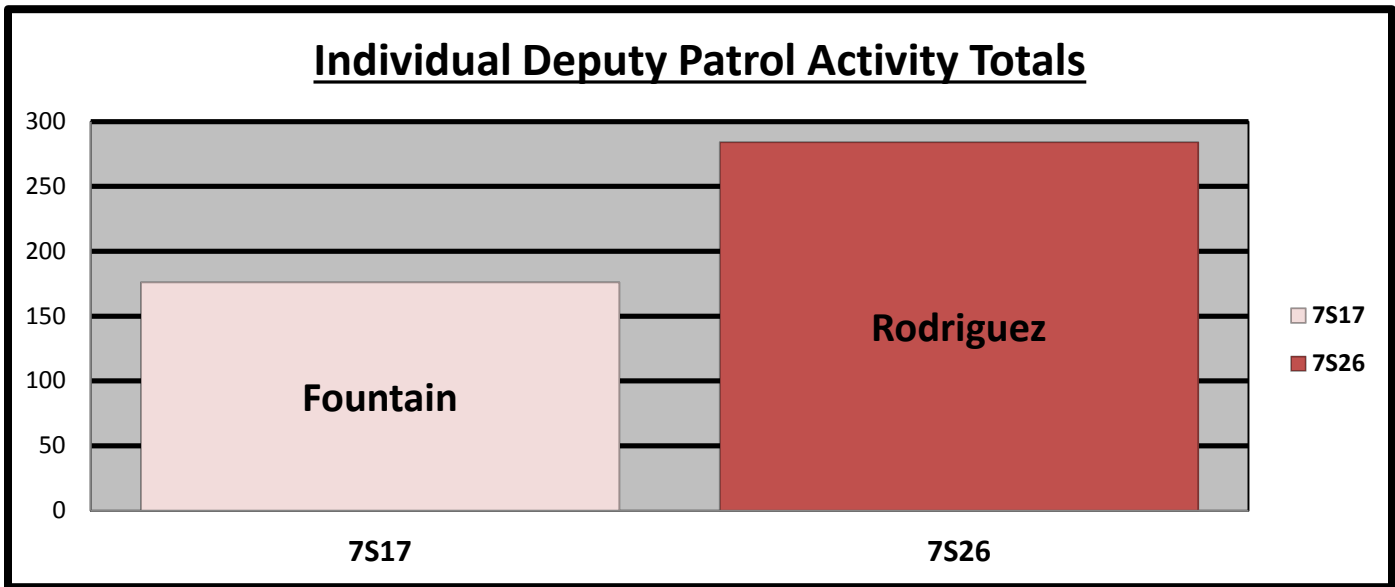
*	<i>Patrol Activity Types</i>	7S17	7S26	TOT	AVER	%
A	Citizen Contact	48	55	103	51.5	22%
B	Patrol Alert	0	1	1	0.5	0%
C	Security Checks	63	155	218	109.0	47%
D	Suspicious Person/Vehicle	1	5	6	3.0	1%
E	Traffic Law Enforcement	9	0	9	4.5	2%
F	Offense/Incident Reports	0	0	0	0.0	0%
G	Vacation Watch	32	31	63	31.5	14%
H	Open Door / Window	0	0	0	0.0	0%
I	Assist Contract Citizen	0	0	0	0.0	0%
J	Welfare Check / Med.	8	1	9	4.5	2%
K	Traffic Initiative	0	3	3	1.5	1%
L	Traffic Hazard	1	1	2	1.0	0%
M	Animal Humane	0	4	4	2.0	1%
N	Alarms	1	1	2	1.0	0%
O	Mental Cases (171)	0	0	0	0.0	0%
P	Disturbance	0	1	1	0.5	0%
Q	Criminal Investigation	0	0	0	0.0	0%
R	Follow-up Investigation	1	1	2	1.0	0%
S	Criminal Mischief	0	0	0	0.0	0%
T	Burglary Residence/Vehicle	0	0	0	0.0	0%
U	Theft / Theft of Business	0	0	0	0.0	0%
V	Citizen Assaulted	0	0	0	0.0	0%
W	Robbery of an Individual	0	0	0	0.0	0%
X	Trespass Warning	0	0	0	0.0	0%
Y	Major/Minor Crash	0	1	1	0.5	0%
Z	Child Custody Disputes	0	0	0	0.0	0%
AA	Assist The Officer (Pct. 7)	5	22	27	13.5	6%
BB	Runaway Missing Persons	0	0	0	0.0	0%
CC	Assisted LEA	0	0	0	0.0	0%
DD	Solicitors	0	0	0	0.0	0%
EE	Meeting/Event/Ct.	7	1	8	4.0	2%
MONTH TOTALS						
*	<i>MONTH TOTALS</i>	176	283	459	229.5	100%

A1. Patrol Activity Percentage:

Percentage of Patrol Activity



B. Patrol Activity by Braeburn Valley West Personnel:

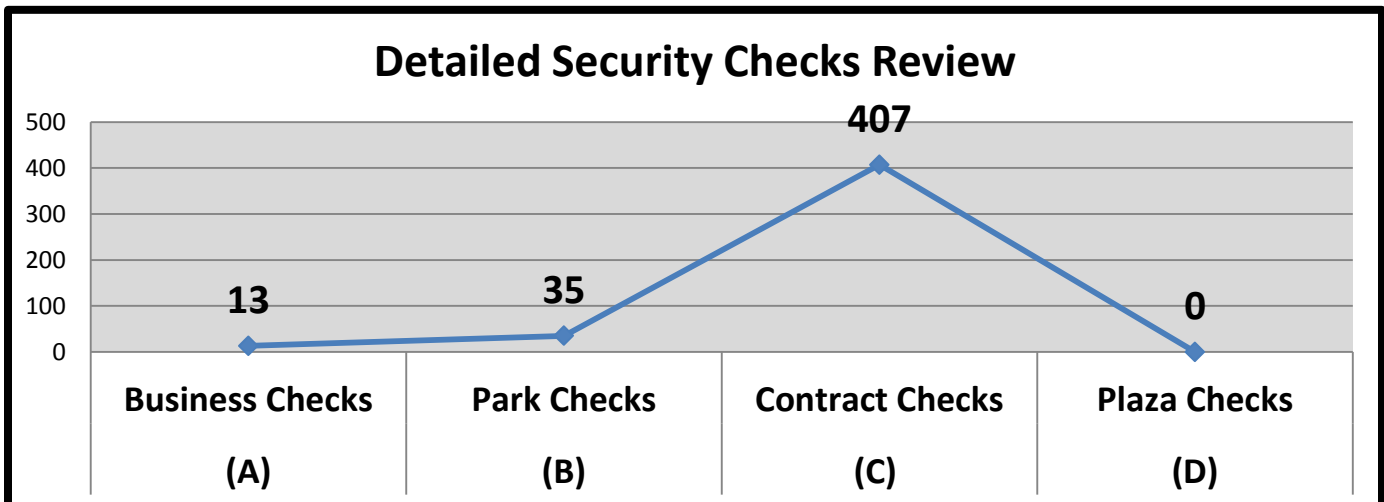


C. Security Checks Monthly Total:

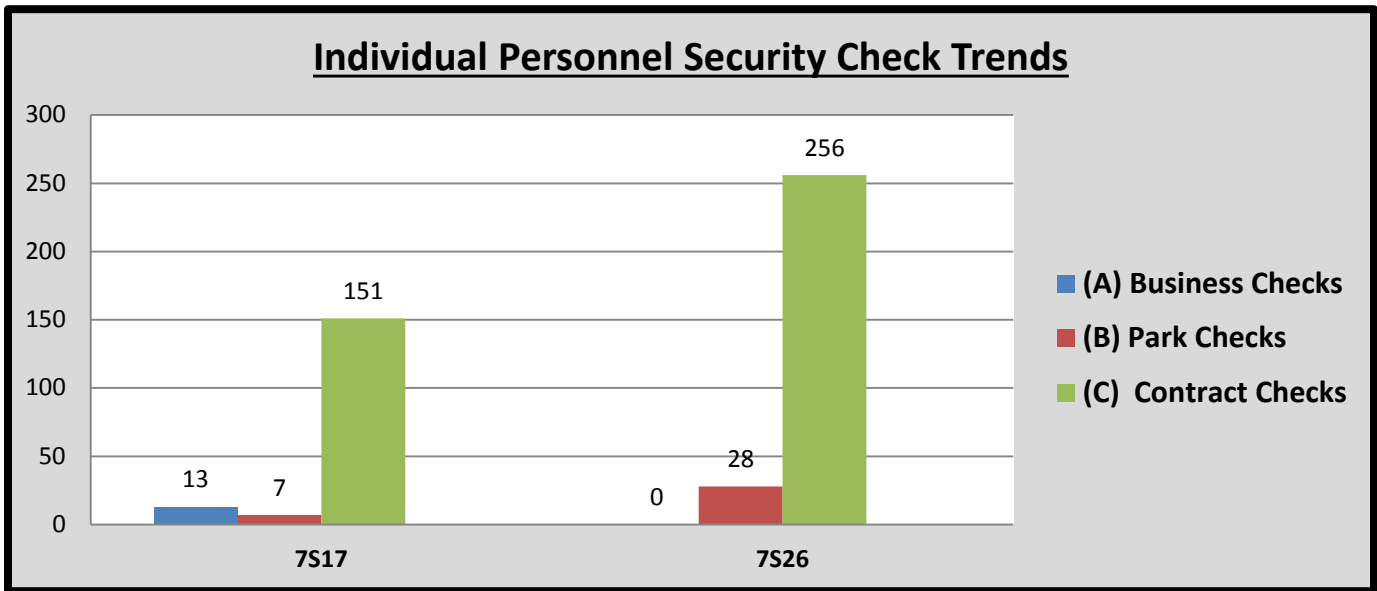
0455

*	Security Checks	7S17	7S26	TOT	AVER	%
(A)	Business Checks	13	0	13	6.5	3%
(B)	Park Checks	7	28	35	17.5	8%
(C)	Contract Checks	151	256	407	203.5	89%
(D)	Plaza Checks	0	0	0	0.0	0%
(E)	Totals	171	284	455	227.5	100%

D. Detailed Security Checks Monthly:



E. Individual Personnel Security Check Trends:



F. CIT/MHO Dispositions Monthly Total:

000

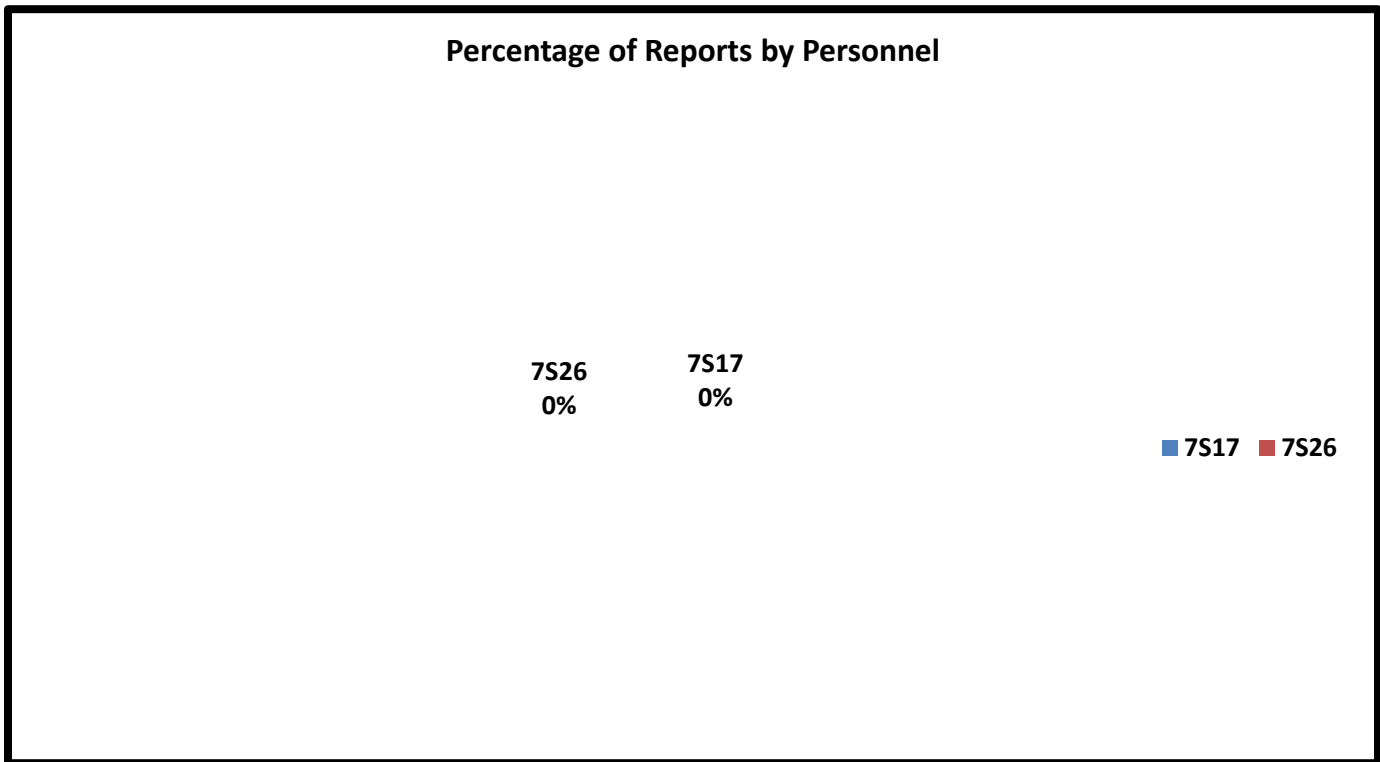
*	C.I.T. Dispositions	7S17	7S26	TOT	AVER	%
(A)	CIT/MHO Outside Referral	0	0	0	0.0	#DIV/0!
(B)	CIT/MHO Transport	0	0	0	0.0	#DIV/0!
(C)	CIT/MHO CIT Contact	0	0	0	0.0	#DIV/0!
(D)	CIT/MHO Arrest	0	0	0	0.0	#DIV/0!
(E)	<i>Totals</i>	0	0	0	0.0	#DIV/0!

G. Offense/Incident Reports Monthly Total:

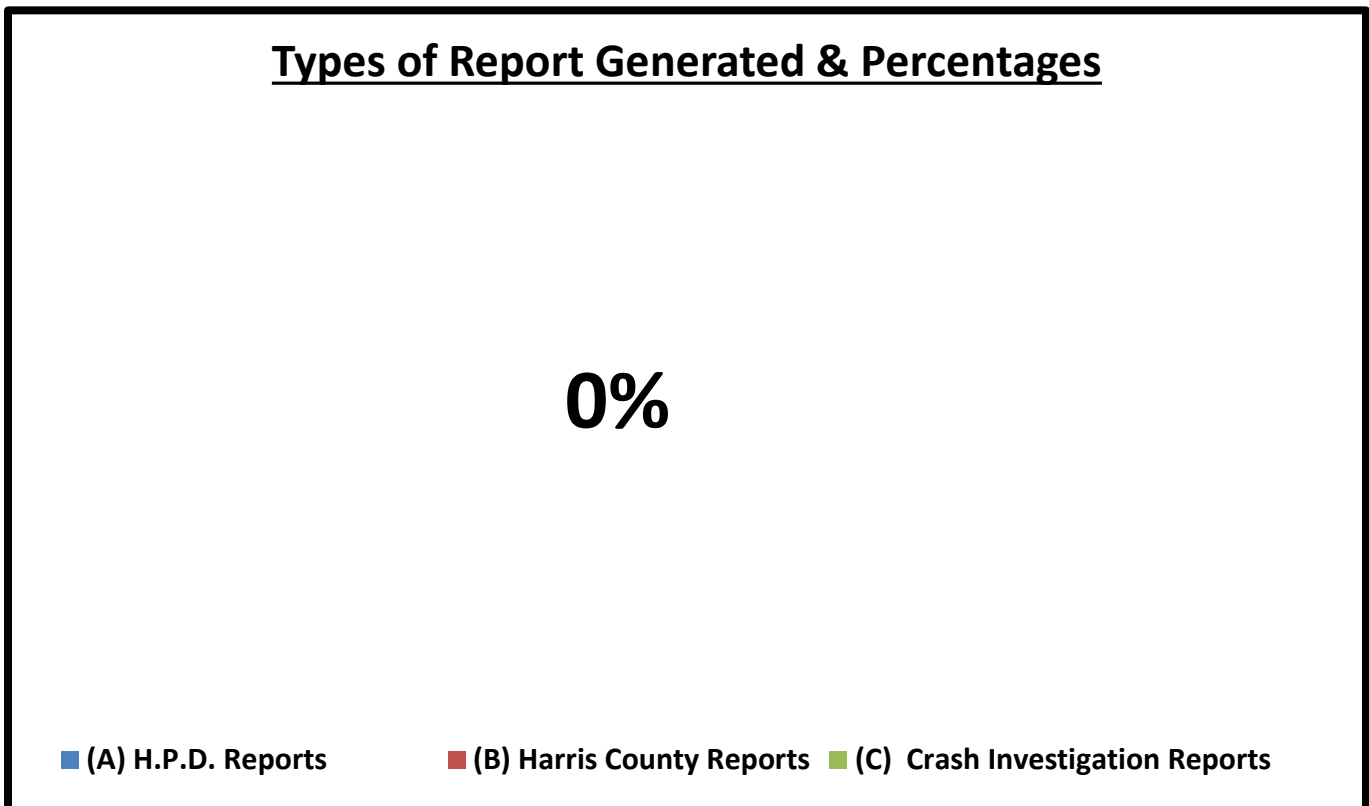
000

*	Offense/Incident Reports	7S17	7S26	TOT	AVER	%
(A)	H.P.D. Reports	0	0	0	0.0	#DIV/0!
(B)	Harris County Reports	0	0	0	0.0	#DIV/0!
(C)	Crash Investigation Reports	0	0	0	0.0	#DIV/0!
(D)	<i>Totals</i>	0	0	0	0.0	#DIV/0!

H. Report Generation Percentages:



I. Percentages:

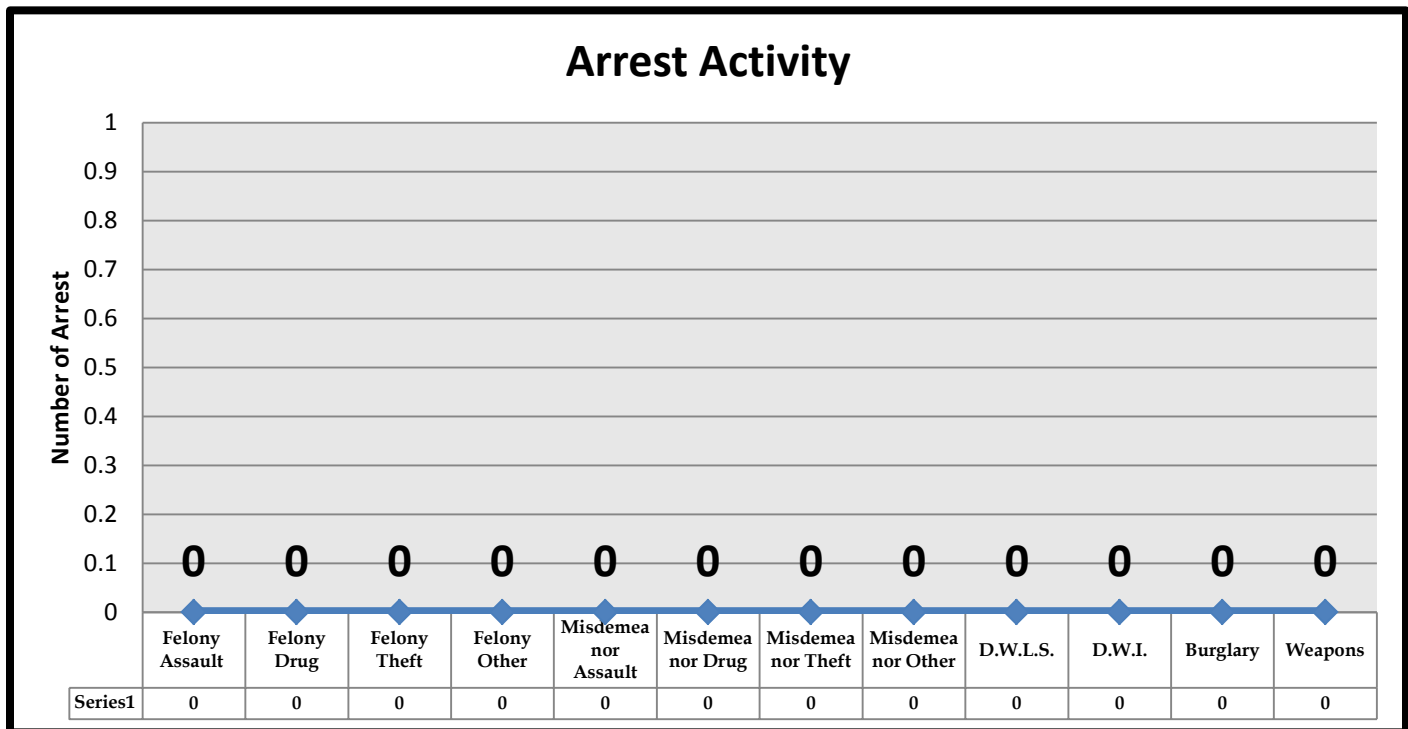


J. Types of Criminal Arrests Monthly Total:

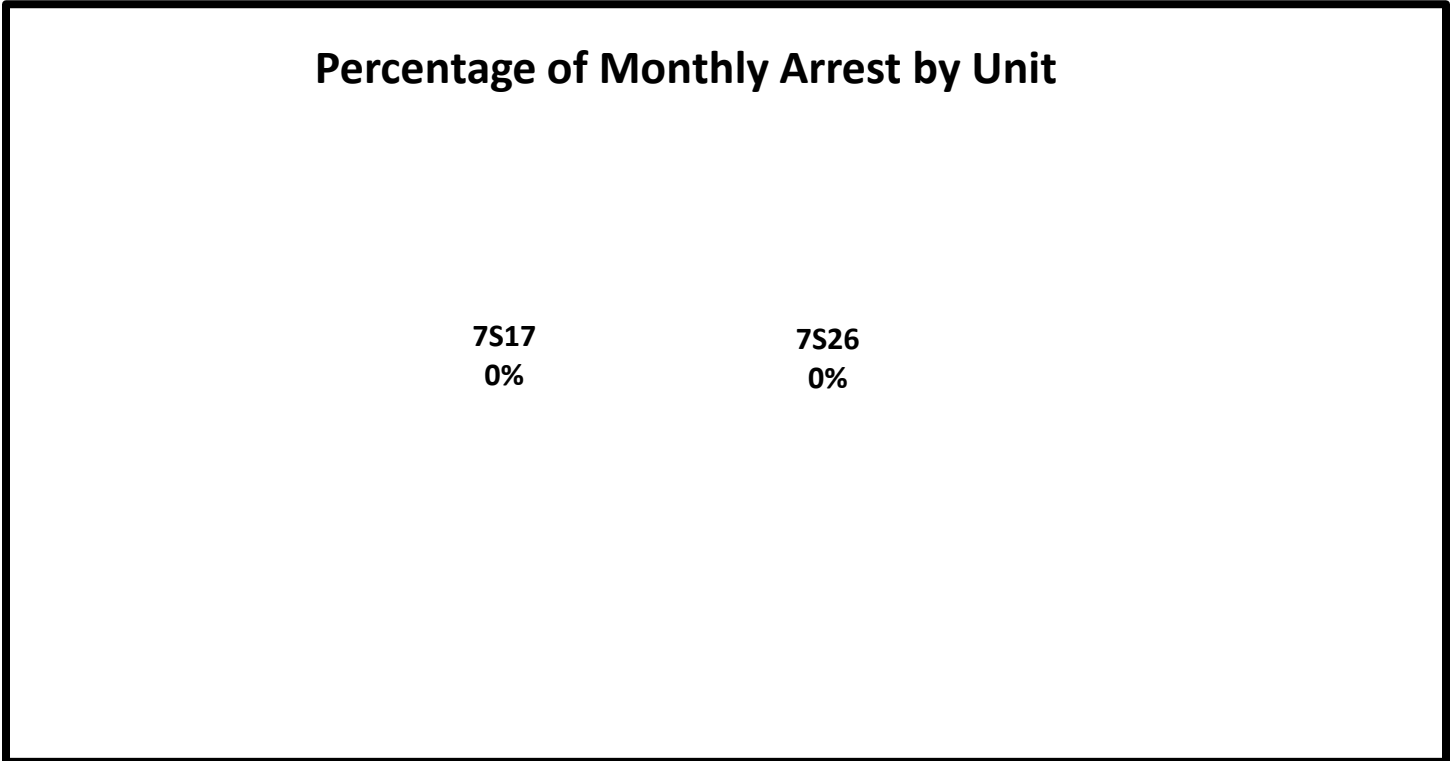
000

*	Types of Criminal Arrests	7S17	7S26	TOT	AVER	%
A	Felony Assault	0	0	0	0.0	#DIV/0!
B	Felony Drug	0	0	0	0.0	#DIV/0!
C	Felony Theft	0	0	0	0.0	#DIV/0!
D	Felony Other	0	0	0	0.0	#DIV/0!
E	Misdemeanor Assault	0	0	0	0.0	#DIV/0!
F	Misdemeanor Drug	0	0	0	0.0	#DIV/0!
G	Misdemeanor Theft	0	0	0	0.0	#DIV/0!
H	Misdemeanor Other	0	0	0	0.0	#DIV/0!
I	D.W.L.S.	0	0	0	0.0	#DIV/0!
J	D.W.I.	0	0	0	0.0	#DIV/0!
K	Burglary	0	0	0	0.0	#DIV/0!
L	Weapons	0	0	0	0.0	#DIV/0!
M	<i>Totals</i>	0	0	0	0.0	#DIV/0!


K. Types of Criminal Arrests Monthly Total:



L. Types of Criminal Arrests Monthly Total:



M. Types of Criminal Arrests Monthly Total:



N. Executed Warrant Monthly Total:

000

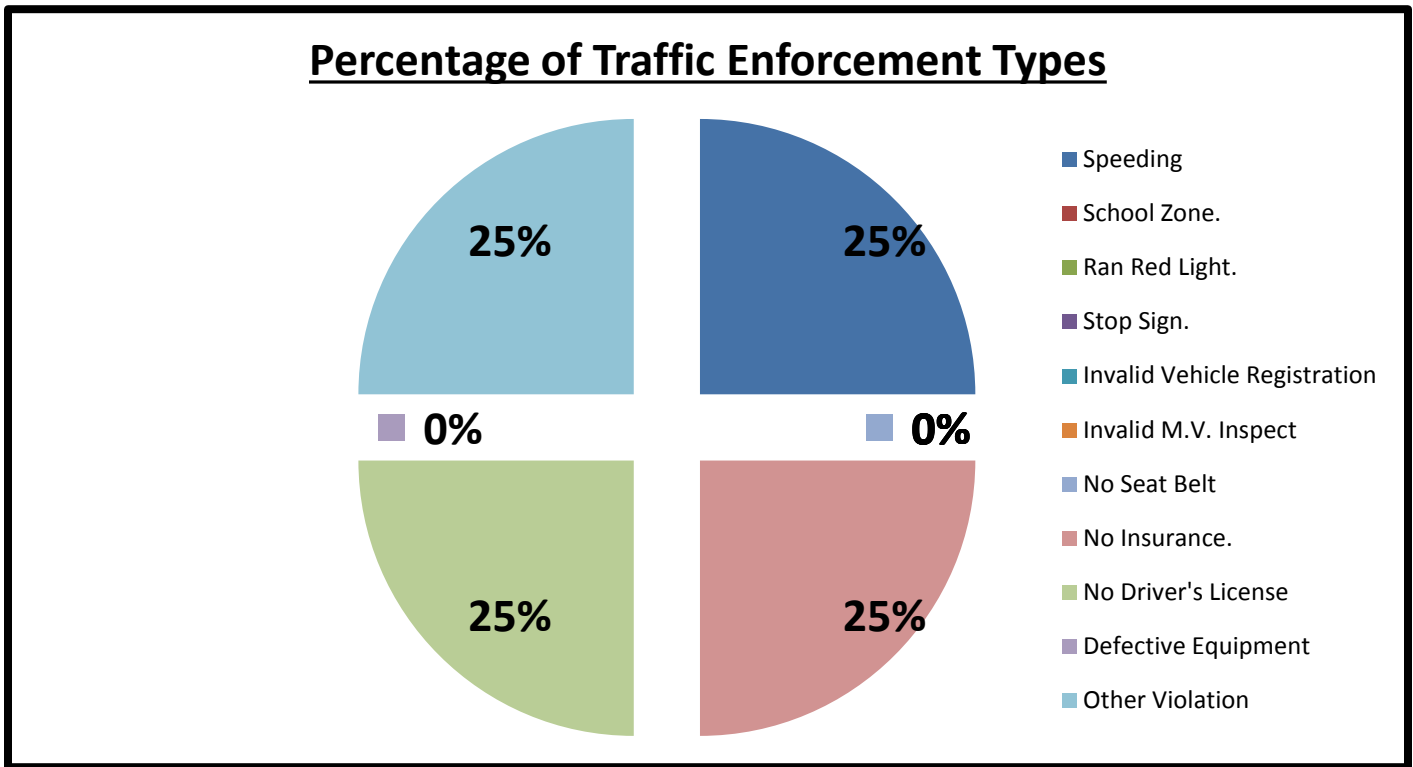
*	<i>Executed Warrants</i>	7S17	7S26	TOT	AVER	%
(A)	Felony Warrants	0	0	0	0.0	#DIV/0!
(B)	Misdemeanor Warrants	0	0	0	0.0	#DIV/0!
(C)	<i>Totals</i>	0	0	0	0.0	#DIV/0!

O. Traffic Law Enforcement Total:

007

*	<i>Traffic Enforcement</i>	7S17	7S26	TOT	AVER	%
A	Speeding	1	0	1	0.5	25%
B	School Zone.	0	0	0	0.0	0%
C	Ran Red Light.	0	0	0	0.0	0%
D	Stop Sign.	0	0	0	0.0	0%
E	Invalid Vehicle Registration	0	0	0	0.0	0%
F	Invalid M.V. Inspect	0	0	0	0.0	0%
G	No Seat Belt	0	0	0	0.0	0%
H	No Insurance.	1	0	1	0.5	25%
I	No Driver's License	1	0	1	0.5	25%
J	Defective Equipment	0	0	0	0.0	0%
K	Other Violation	1	0	1	0.5	25%
L	Written Warnings	0	0	0	0.0	0%
M	Verbal Warning	3	0	3	1.5	100%
N	Citation	4	0	4	2.0	57%
O	Total Violations	7	0	7	3.5	100%

P. Traffic Law Enforcement Total:



Q. Citations vs. Warnings Monthly Total:

0007

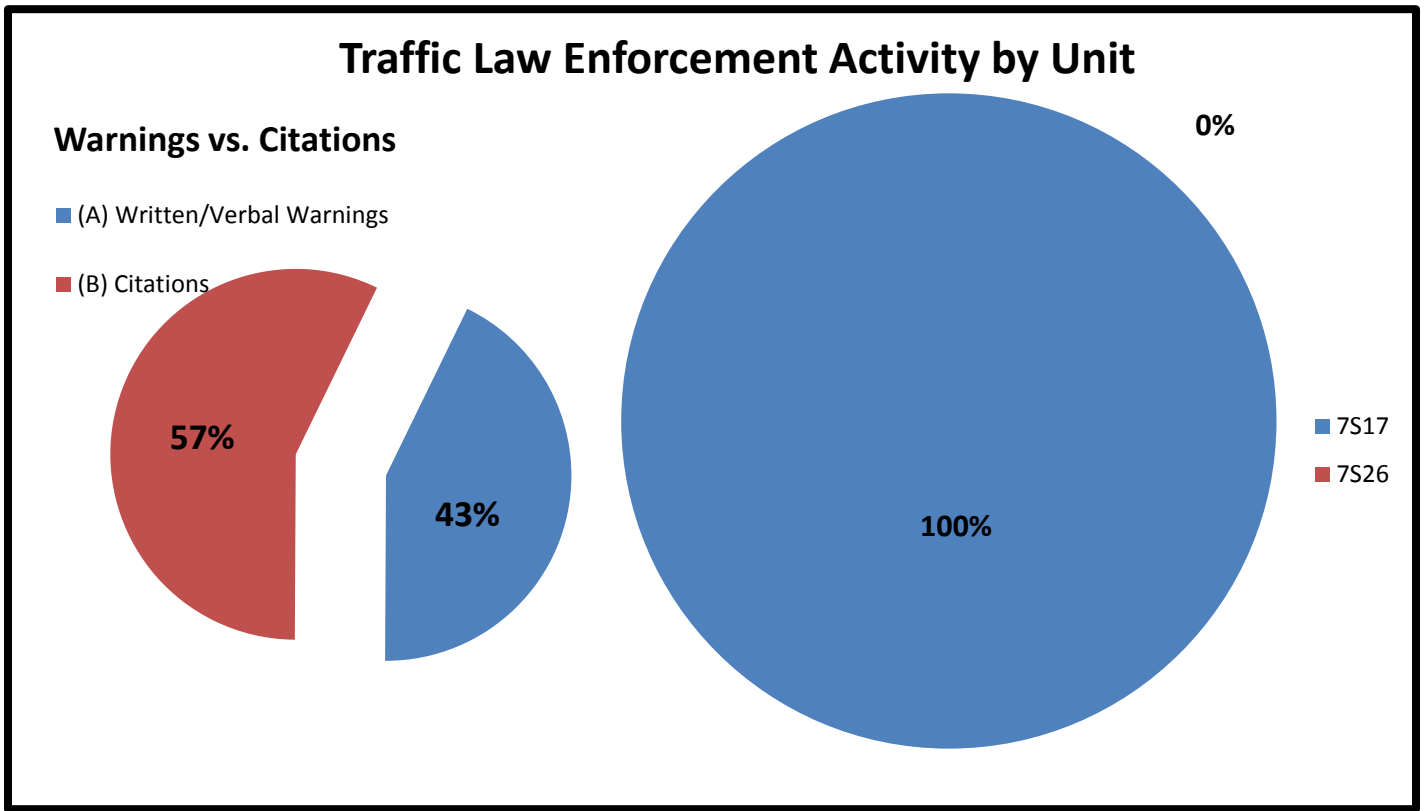
*	Warnings vs. Citations	7S17	7S26	TOT	AVER	%
(A)	Written/Verbal Warnings	3	0	3	1.5	43%
(B)	Citations	4	0	4	2.0	57%
(C)	<i>Totals</i>	7	0	7	3.5	100%

R. Sources of Calls for Service Monthly Total:

0459

*	Sources of Calls for Service	7S17	7S26	TOT	AVER	%
(A)	On View	6	0	6	3.0	1%
(B)	Dispatched	3	12	15	7.5	3%
(C)	Self-Initiated	167	271	438	219.0	95%
(D)	<i>Totals</i>	176	283	459	229.5	100%

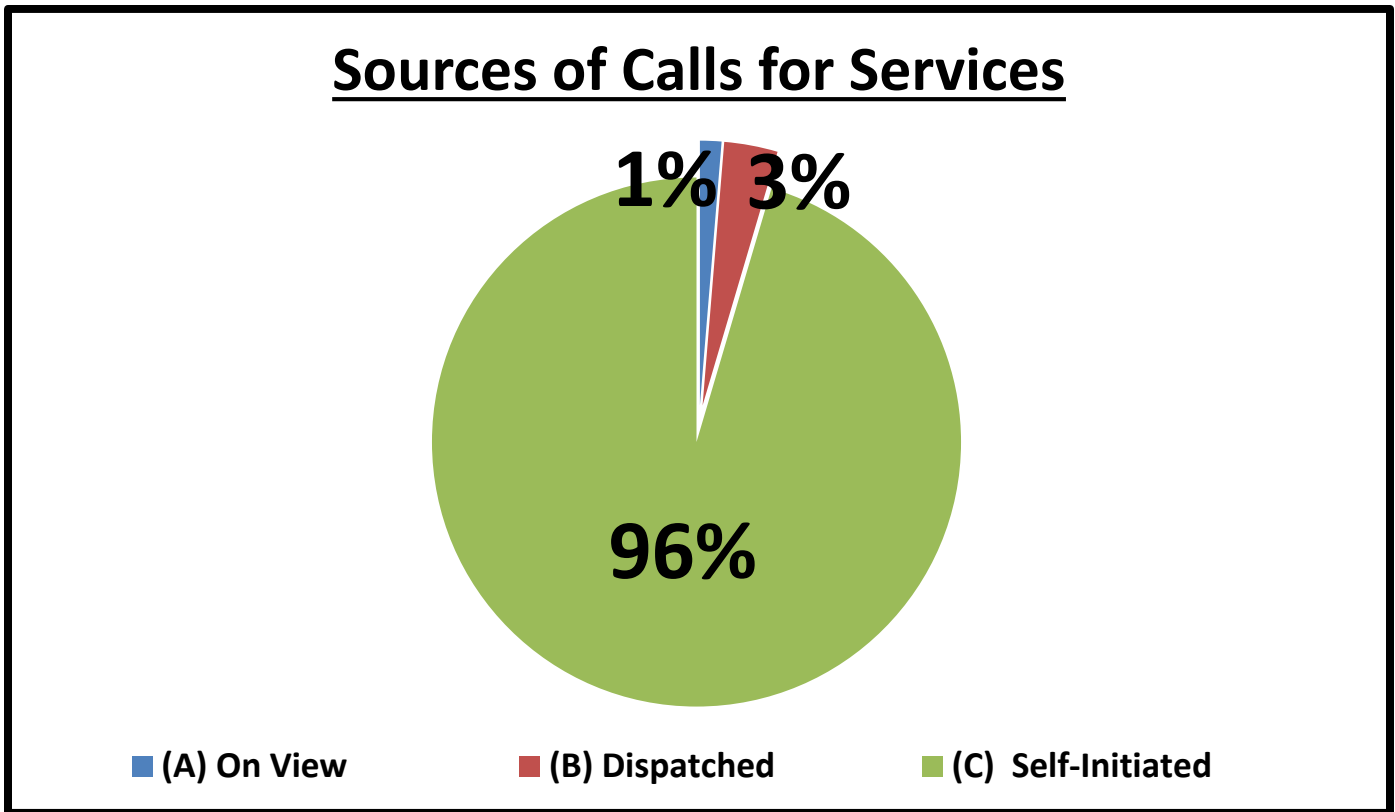
S. Sources of Calls for Service Percentages:



T. Sources of Calls for Service Percentages:

*	Sources of Calls for Service	7S17	7S26	TOT	AVER	%
(A)	On View	3%	0%	1%	0.0	1%
(B)	Dispatched	2%	4%	3%	0.0	3%
(C)	Self-Initiated	95%	96%	95%	0.5	95%
(D)	Totals	100%	100%	100%	0.5	100%

U. Sources of Calls for Service Percentages:



V. Free Reserve Personnel Time Utilized in Contract Monthly Total: 024

*	<i>Free Reserve Personnel Time</i>	7S17	7S26		TOT	AVER	%
(A)	<i>Totals</i>	12	12		24	12.0	100%

W. Monthly Productivity Analysis Report (M.P.A.R.) - Executive Summary:

*	Unit	7S17	7S26	TOT	AVER
1	Patrol Activity	176	284	460	230.0
2	Security Checks	171	284	455	227.5
3	C.I.T. Interactions	0	0	0	0.0
4	Offense/Incident Reports	0	1	1	0.5
*	<i>Total Service Calls</i>	347	569	916	458.0
1	Criminal Arrests	0	0	0	0.0
2	Citations Issued	4	0	4	2.0
3	Written & Verbal Warnings	3	0	3	1.5
*	<i>Enforcement Service Calls</i>	7	0	7	3.5
*	<i>Total Hours</i>	160	160	320	160.0
1	Sick Time Used	32	0	32	16.0
2	Vacation Time Used	0	0	0	0.0
3	Training Time Used	0	0	0	0.0
4	Compensatory Time Used	0	0	0	0.0
*	<i>Hours Actually Worked</i>	128	160	288	144.0
*	<i>Unit Productivity Ratio</i>	2.8	3.6	3.2	3.2

X. Mileage Total:

1809

*	Mileage	7S17	7S26	TOT	AVER	%
(A)	<i>Totals</i>	676	1133	1809	904.5	393%

Y. Patrol Alert Submission Report:

*	<i>Received</i>				<i>Subject</i>
00x	<i>Date</i>	<i>Time</i>	<i>Code</i>	<i>Location</i>	
A.					

Z. Incident Summaries:

AA. Hotspot Report:

See Appendix A1 for Hotspot Report:

Please note: 87s17 = Deputy U. Fountain and 87s26= Deputy M. Rodriguez

Sergeant Jon Meek

Sergeant Jon Meek
Neighborhood Patrol Division, First Line Supervisor
Harris County Constable's Office of Precinct 713-643-6602