



**MAY WALKER**, CONSTABLE  
PRECINCT SEVEN  
HARRIS COUNTY, TEXAS

MAIN OFFICE  
5300 Griggs Road  
Houston, Texas 77021  
PHONE (713) 643-6602  
FAX (713) 643-3401

**Date: May 11, 2018**

From: Sergeant Jon Meek  
Neighborhood Patrol Division, First Line Supervisor  
Harris County Constable's Office of Precinct "7"

To: Property Owners Association  
Board of Directors & Management Company

Subject: April Monthly Productivity Analysis Report  
Enclosure: **MPAR – April 2018**  
Distribution: Executive Command Staff & Board of Directors & Management Company

The purpose of this "**Monthly Productivity Analysis Report**" (M.P.A.R.) is to provide the executive command staff with the appropriate data to analyze the productivity of assigned personnel and their shifts' activities to allow for the validation of individual and divisional performance evaluations. With regard to the specific contents of the report, there are 18 distinctive component parts of this report. These components are enumerated below:

- |  |   |
|--|---|
| 01. Patrol Activity Details                | 10. Traffic Enforcement Report                |
| 02. Patrol Activity Analytical Summary     | 11. Trends & Percentages of Traffic           |
| 03. Patrol Activity Percentages & Trends   | 12. Citation & Warning Issuance Review        |
| 04. Security Checks Report                 | 13. Call for Service Report ( <i>C.F.S.</i> ) |
| 05. Security Checks Percentages & Trends   | 14. Trends & Percentages for <i>C.F.S.</i>    |
| 06. Crisis Intervention Disposition Report | 15. Overtime Report (service at no Cost)      |
| 07. Offense/Incident Generation Report     | 16. Reserve Deputy Use (at no Cost)           |
| 08. Criminal Arrest Types Report           | 17. Incident Summarization                    |
| 09. Warrant Execution Report               | 18. Hotspot Report Data Review                |

A cursory analysis of the statistical data from this report should be demonstrative of the quality of performance of this agency in realizing the contractual obligations and the overall achievement of the goals and objectives of this Agency and the Contract Division.

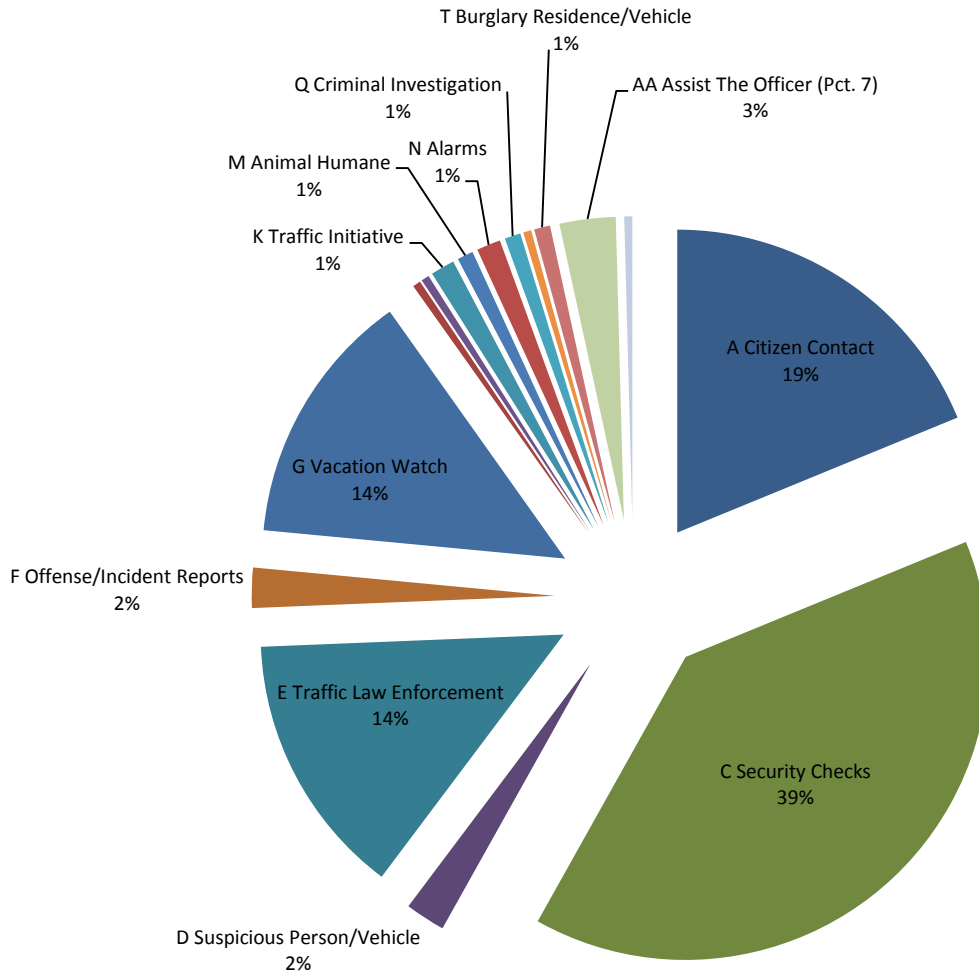
# A. Patrol Activity Monthly Total:

0234

*	Patrol Activity Types	7S17	7S26	TOT	AVER	%
A	Citizen Contact	44	0	44	22.0	19%
B	Patrol Alert	0	0	0	0.0	0%
C	Security Checks	92	0	92	46.0	39%
D	Suspicious Person/Vehicle	5	0	5	2.5	2%
E	Traffic Law Enforcement	33	0	33	16.5	14%
F	Offense/Incident Reports	5	0	5	2.5	2%
G	Vacation Watch	32	0	32	16.0	14%
H	Open Door / Window	1	0	1	0.5	0%
I	Assist Contract Citizen	0	0	0	0.0	0%
J	Welfare Check / Med.	1	0	1	0.5	0%
K	Traffic Initiative	3	0	3	1.5	1%
L	Traffic Hazard	0	0	0	0.0	0%
M	Animal Humane	2	0	2	1.0	1%
N	Alarms	3	0	3	1.5	1%
O	Mental Cases (171)	0	0	0	0.0	0%
P	Disturbance	0	0	0	0.0	0%
Q	Criminal Investigation	2	0	2	1.0	1%
R	Follow-up Investigation	1	0	1	0.5	0%
S	Criminal Mischief	0	0	0	0.0	0%
T	Burglary Residence/Vehicle	2	0	2	1.0	1%
U	Theft / Theft of Business	0	0	0	0.0	0%
V	Citizen Assaulted	0	0	0	0.0	0%
W	Robbery of an Individual	0	0	0	0.0	0%
X	Trespass Warning	0	0	0	0.0	0%
Y	Major/Minor Crash	0	0	0	0.0	0%
Z	Child Custody Disputes	0	0	0	0.0	0%
AA	Assist The Officer (Pct. 7)	7	0	7	3.5	3%
BB	Runaway Missing Persons	0	0	0	0.0	0%
CC	Assisted LEA	0	0	0	0.0	0%
DD	Solicitors	0	0	0	0.0	0%
EE	Meeting/Event/Ct.	1	0	1	0.5	0%
*	<b>MONTH TOTALS</b>	<b>234</b>	<b>0</b>	<b>234</b>	<b>117.0</b>	<b>100%</b>

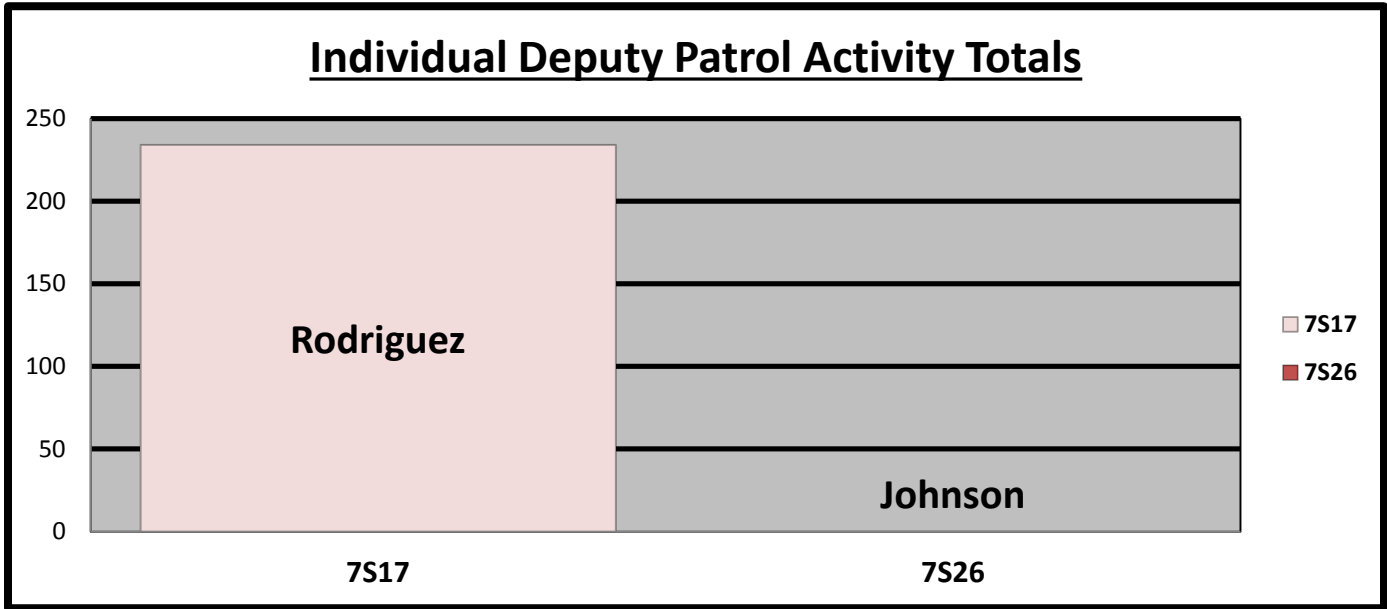
# A1. Patrol Activity Percentage:

## Percentage of Patrol Activity



- |                               |                              |                                  |                                |
|-------------------------------|------------------------------|----------------------------------|--------------------------------|
| ■ A Citizen Contact           | ■ B Patrol Alert             | ■ C Security Checks              | ■ D Suspicious Person/Vehicle  |
| ■ E Traffic Law Enforcement   | ■ F Offense/Incident Reports | ■ G Vacation Watch               | ■ H Open Door / Window         |
| ■ I Assist Contract Citizen   | ■ J Welfare Check / Med.     | ■ K Traffic Initiative           | ■ L Traffic Hazard             |
| ■ M Animal Humane             | ■ N Alarms                   | ■ O Mental Cases (171)           | ■ P Disturbance                |
| ■ Q Criminal Investigation    | ■ R Follow-up Investigation  | ■ S Criminal Mischief            | ■ T Burglary Residence/Vehicle |
| ■ U Theft / Theft of Business | ■ V Citizen Assaulted        | ■ W Robbery of an Individual     | ■ X Trespass Warning           |
| ■ Y Major/Minor Crash         | ■ Z Child Custody Disputes   | ■ AA Assist The Officer (Pct. 7) | ■ BB Runaway Missing Persons   |
| ■ CC Assisted LEA             | ■ DD Solicitors              | ■ EE Meeting/Event/Ct.           |                                |

**B. Patrol Activity by Braeburn Valley West Personnel:**

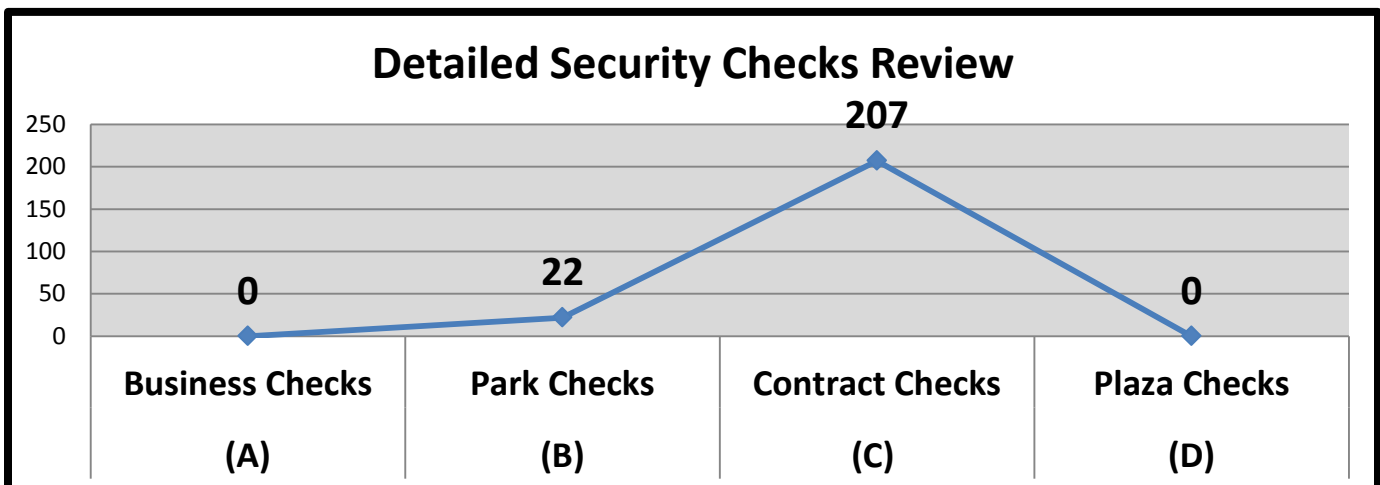


**C. Security Checks Monthly Total:**

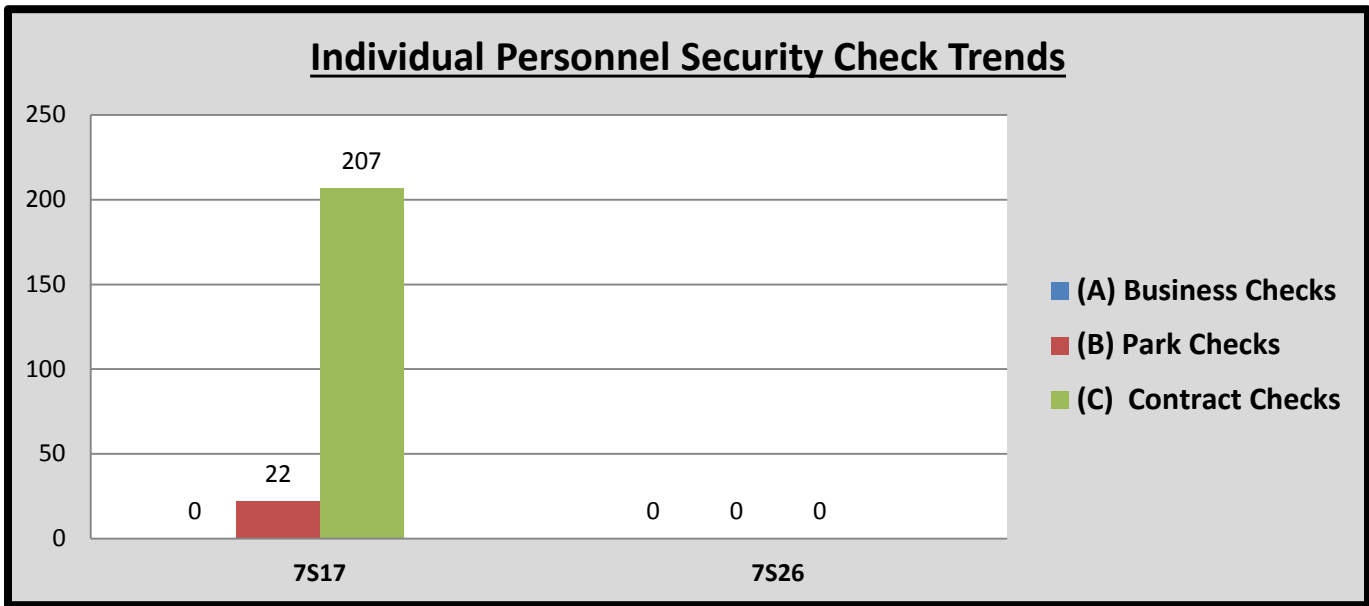
**0229**

*	Security Checks	7S17	7S26	TOT	AVER	%
(A)	Business Checks	0	0	0	0.0	0%
(B)	Park Checks	22	0	22	11.0	10%
(C)	Contract Checks	207	0	207	103.5	90%
(D)	Plaza Checks	0	0	0	0.0	0%
(E)	<i>Totals</i>	229	0	229	114.5	100%

**D. Detailed Security Checks Monthly:**



**E. Individual Personnel Security Check Trends:**



**F. CIT/MHO Dispositions Monthly Total:**

**000**

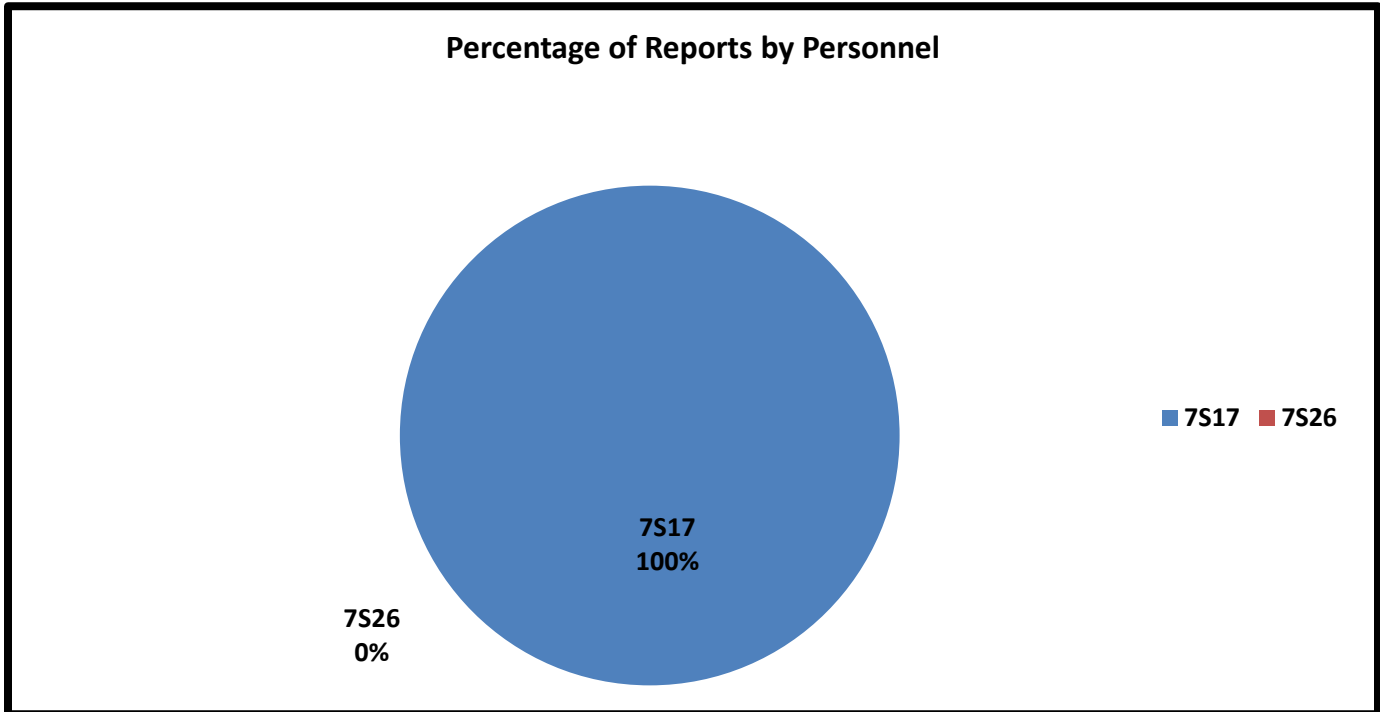
*	<i>C.I.T. Dispositions</i>	7S17	7S26	TOT	AVER	%
(A)	CIT/MHO Outside Referral	0	0	0	0.0	#DIV/0!
(B)	CIT/MHO Transport	0	0	0	0.0	#DIV/0!
(C)	CIT/MHO CIT Contact	0	0	0	0.0	#DIV/0!
(D)	CIT/MHO Arrest	0	0	0	0.0	#DIV/0!
(E)	<i>Totals</i>	0	0	0	0.0	#DIV/0!

**G. Offense/Incident Reports Monthly Total:**

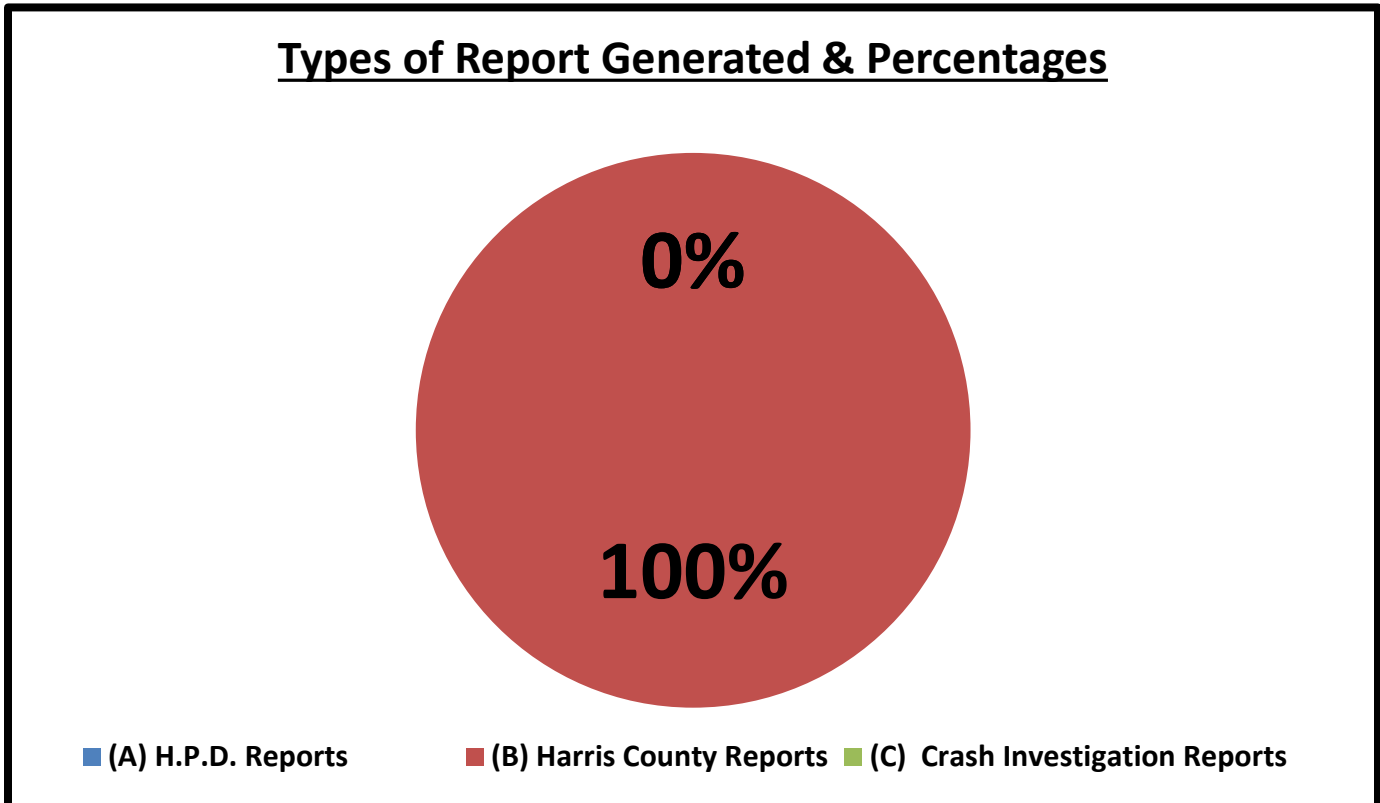
**005**

*	<i>Offense/Incident Reports</i>	7S17	7S26	TOT	AVER	%
(A)	H.P.D. Reports	0	0	0	0.0	0%
(B)	Harris County Reports	5	0	5	2.5	100%
(C)	Crash Investigation Reports	0	0	0	0.0	0%
(D)	<i>Totals</i>	5	0	5	2.5	100%

## H. Report Generation Percentages:



## I. Percentages:

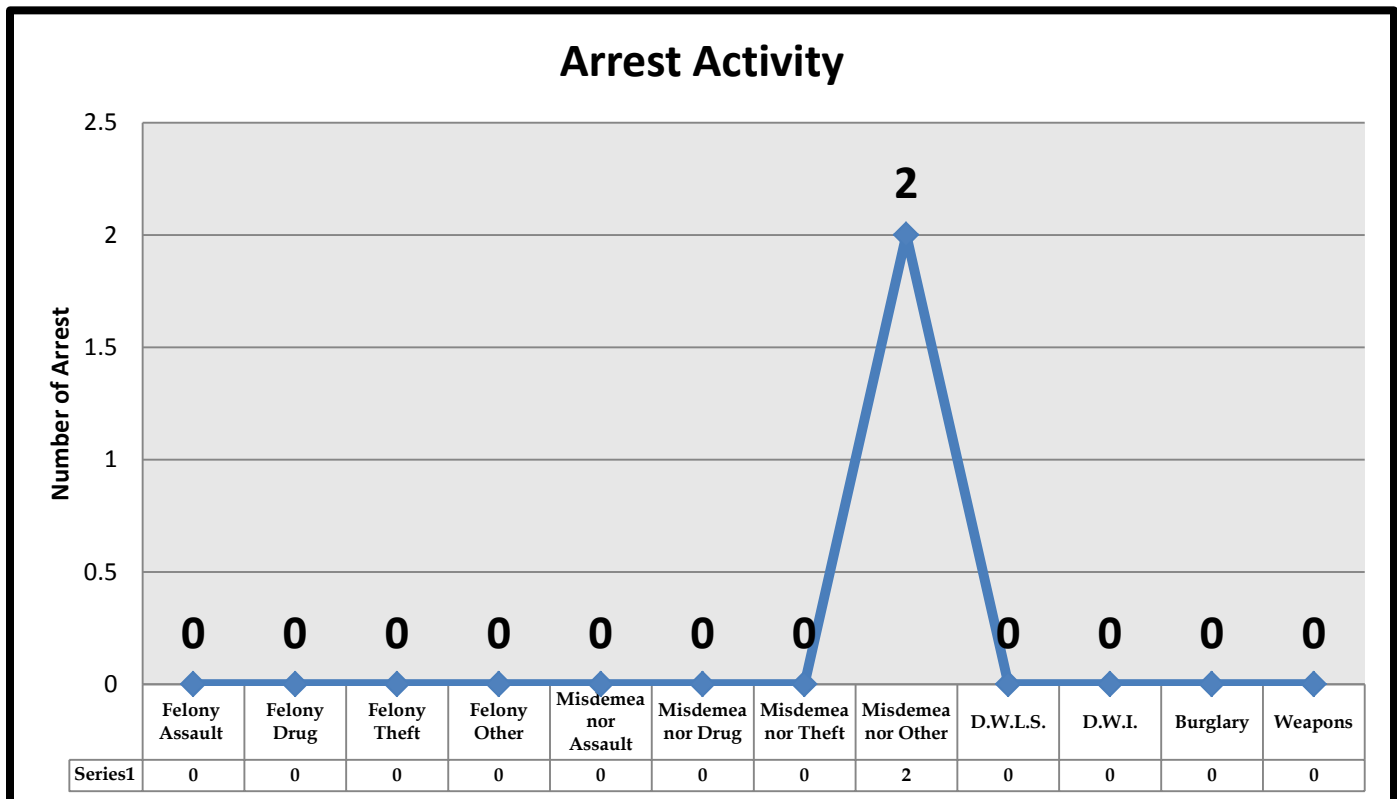


## J. Types of Criminal Arrests Monthly Total:

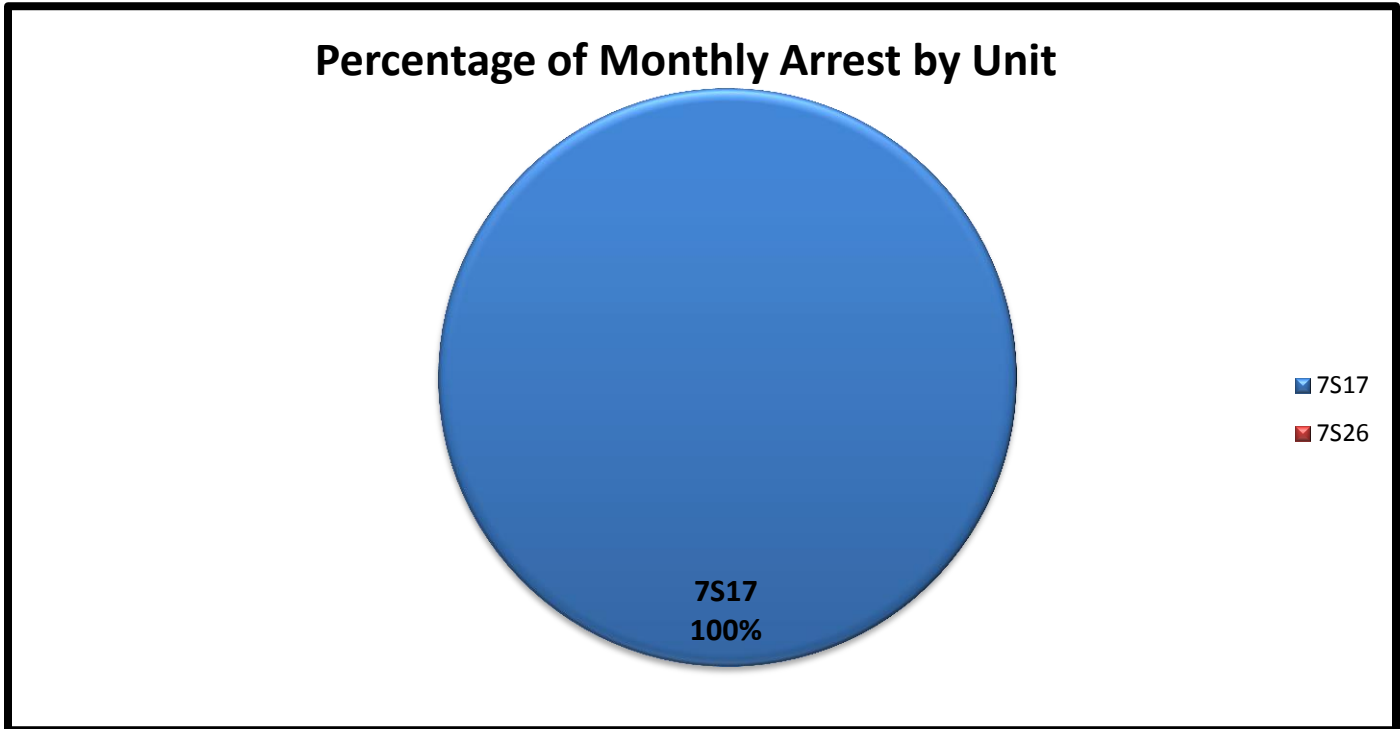
002

*	Types of Criminal Arrests	7S17	7S26	TOT	AVER	%
A	Felony Assault	0	0	0	0.0	0%
B	Felony Drug	0	0	0	0.0	0%
C	Felony Theft	0	0	0	0.0	0%
D	Felony Other	0	0	0	0.0	0%
E	Misdemeanor Assault	0	0	0	0.0	0%
F	Misdemeanor Drug	0	0	0	0.0	0%
G	Misdemeanor Theft	0	0	0	0.0	0%
H	Misdemeanor Other	2	0	2	1.0	100%
I	D.W.L.S.	0	0	0	0.0	0%
J	D.W.I.	0	0	0	0.0	0%
K	Burglary	0	0	0	0.0	0%
L	Weapons	0	0	0	0.0	0%
M	Totals	2	0	2	1.0	100%

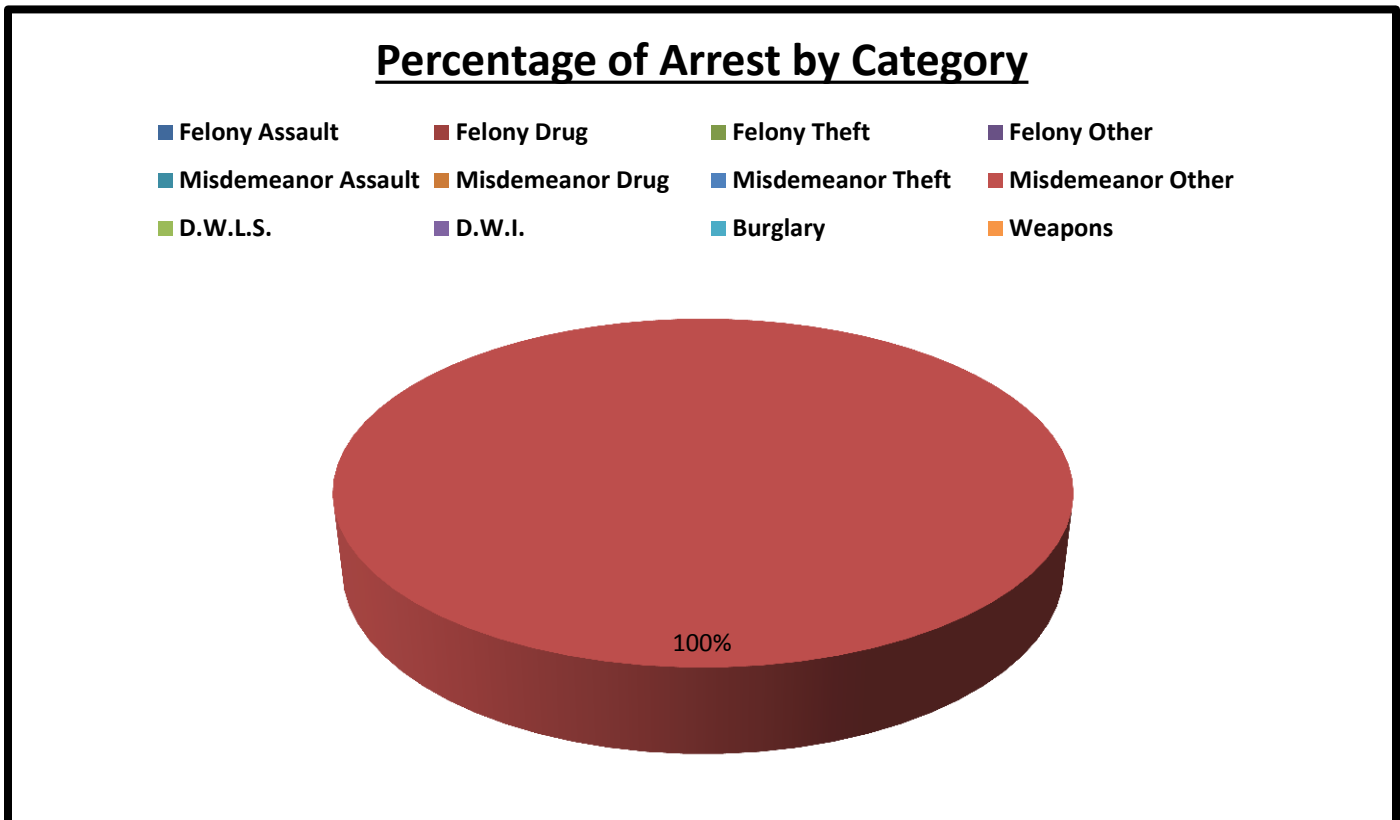
## K. Types of Criminal Arrests Monthly Total:



**L. Types of Criminal Arrests Monthly Total:**



**M. Types of Criminal Arrests Monthly Total:**





**N. Executed Warrant Monthly Total:**

**002**

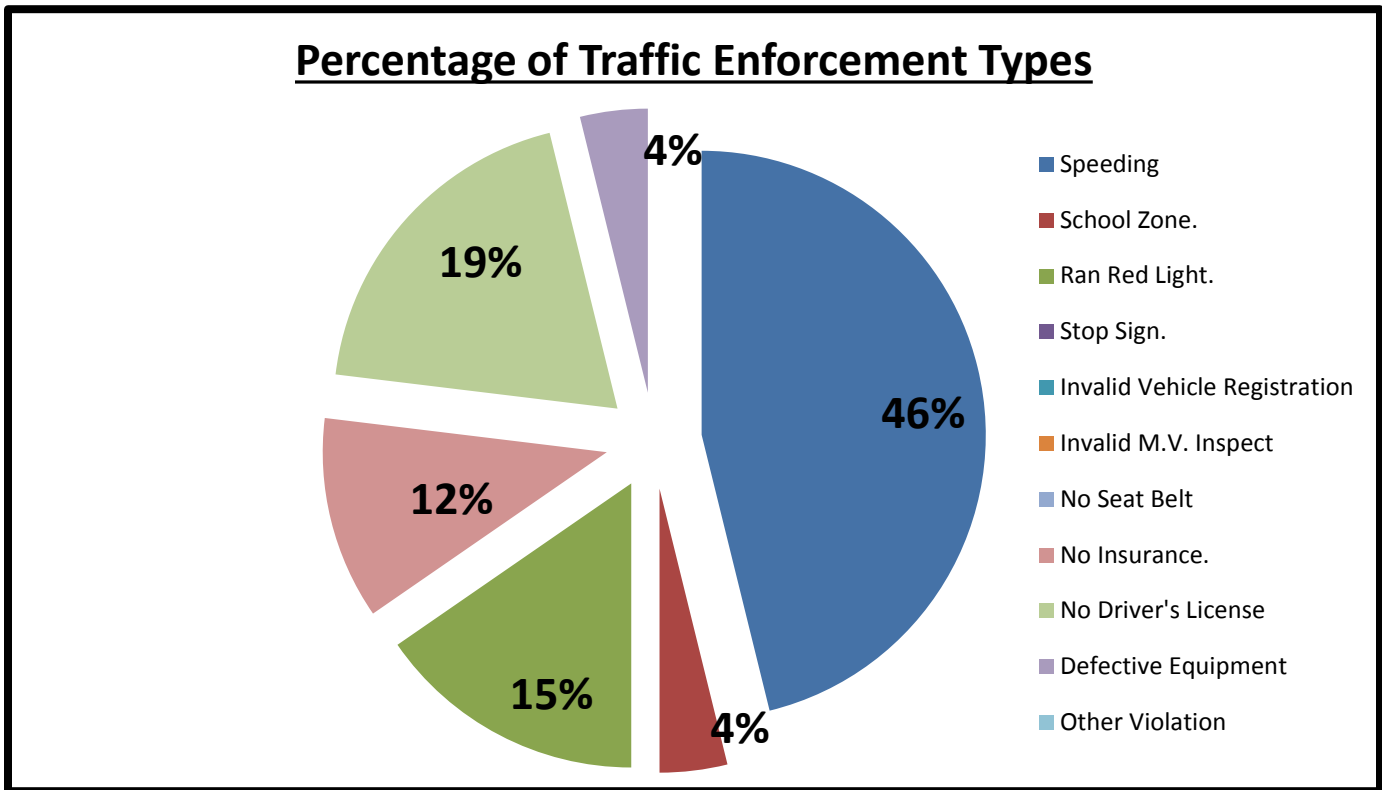
*	<i>Executed Warrants</i>	7S17	7S26	TOT	AVER	%
(A)	Felony Warrants	0	0	0	0.0	0%
(B)	Misdemeanor Warrants	2	0	2	1.0	100%
(C)	<i>Totals</i>	2	0	2	1.0	100%

**O. Traffic Law Enforcement Total:**

**038**

*	<i>Traffic Enforcement</i>	7S17	7S26	TOT	AVER	%
A	Speeding	12	0	12	6.0	46%
B	School Zone.	1	0	1	0.5	4%
C	Ran Red Light.	4	0	4	2.0	15%
D	Stop Sign.	0	0	0	0.0	0%
E	Invalid Vehicle Registration	0	0	0	0.0	0%
F	Invalid M.V. Inspect	0	0	0	0.0	0%
G	No Seat Belt	0	0	0	0.0	0%
H	No Insurance.	3	0	3	1.5	12%
I	No Driver's License	5	0	5	2.5	19%
J	Defective Equipment	1	0	1	0.5	4%
K	Other Violation	0	0	0	0.0	0%
L	Written Warnings	0	0	0	0.0	0%
M	Verbal Warning	12	0	12	6.0	100%
N	Citation	26	0	26	13.0	68%
O	Total Violations	38	0	38	19.0	100%

**P. Traffic Law Enforcement Total:**



**Q. Citations vs. Warnings Monthly Total:**

**038**

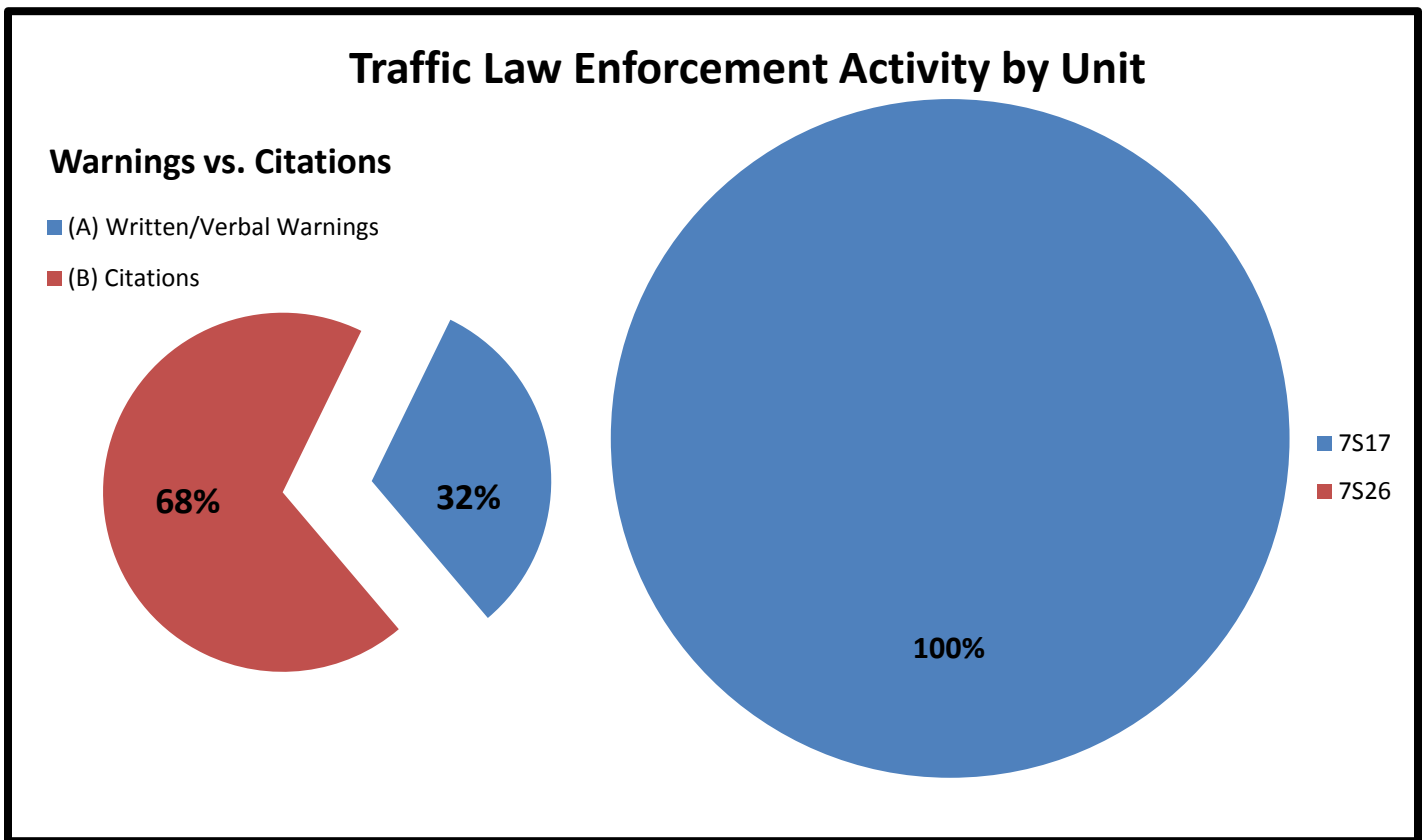
*	Warnings vs. Citations	7S17	7S26	TOT	AVER	%
(A)	Written/Verbal Warnings	12	0	12	6.0	32%
(B)	Citations	26	0	26	13.0	68%
(C)	<i>Totals</i>	38	0	38	19.0	100%

**R. Sources of Calls for Service Monthly Total:**

**229**

*	Sources of Calls for Service	7S17	7S26	TOT	AVER	%
(A)	On View	0	0	0	0.0	0%
(B)	Dispatched	11	0	11	5.5	5%
(C)	Self-Initiated	218	0	218	109.0	95%
(D)	<i>Totals</i>	229	0	229	114.5	100%

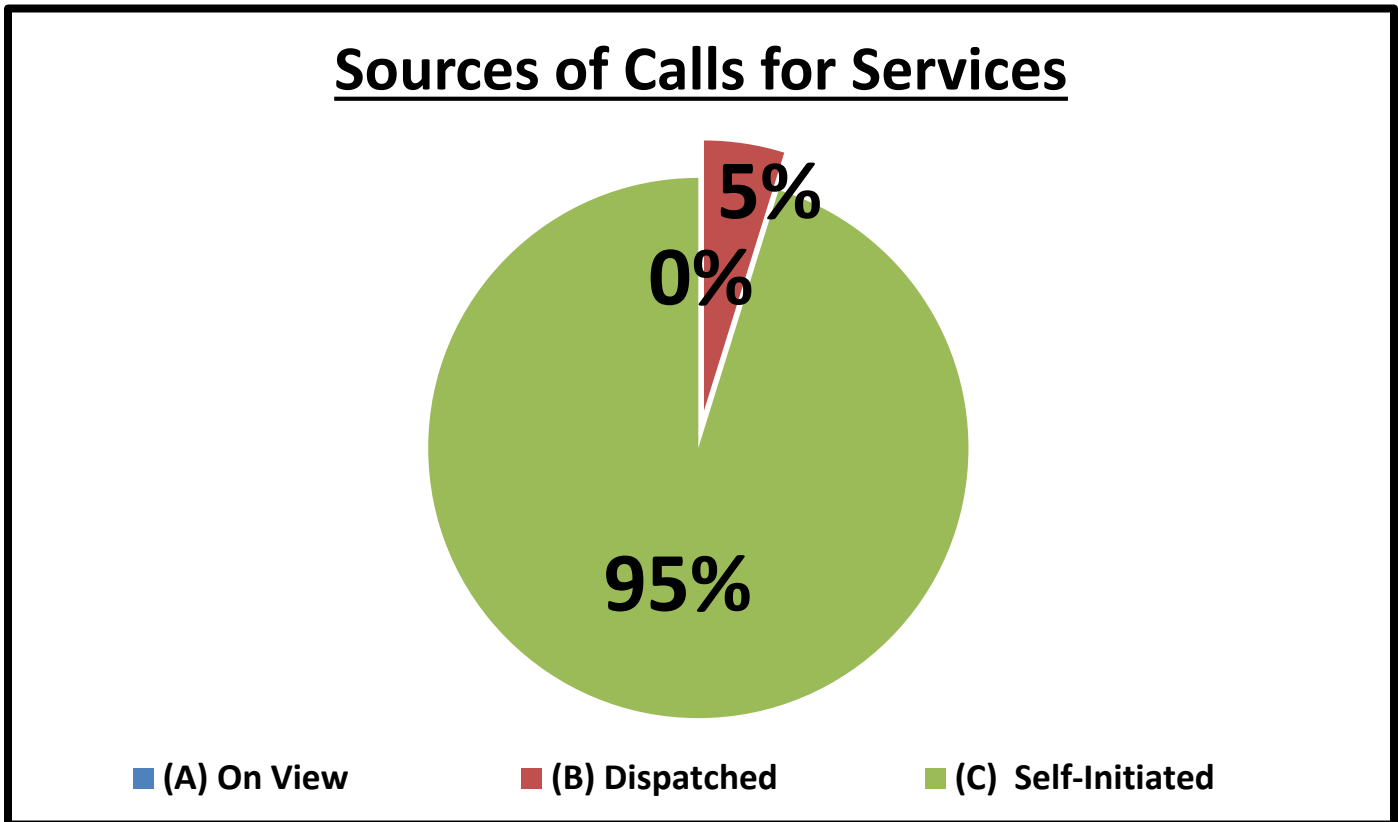
**S. Sources of Calls for Service Percentages:**



**T. Sources of Calls for Service Percentages:**

*	<i>Sources of Calls for Service</i>	7S17	7S26		TOT	AVER	%
(A)	On View	0%	#DIV/0!		0%	0.0	0%
(B)	Dispatched	5%	#DIV/0!		5%	0.0	5%
(C)	Self-Initiated	95%	#DIV/0!		95%	0.5	95%
(D)	<i>Totals</i>	100%	#DIV/0!		100%	0.5	100%

**U. Sources of Calls for Service Percentages:**



**V. Free Reserve Personnel Time Utilized in Contract Monthly Total: 000**

*	<i>Free Reserve Personnel Time</i>	7S17	7S26		TOT	AVER	%
(A)	<i>Totals</i>	0	0		0	0.0	#DIV/0!

**W. Monthly Productivity Analysis Report (M.P.A.R.) - Executive Summary:**

*	Unit	7S17	7S26		TOT	AVER
1	Patrol Activity	234	0		234	117.0
2	Security Checks	229	0		229	114.5
3	C.I.T. Interactions	0	0		0	0.0
4	Offense/Incident Reports	5	0		5	2.5
*	<i>Total Service Calls</i>	468	0		468	234.0
1	Criminal Arrests	2	0		2	1.0
2	Citations Issued	26	0		26	13.0
3	Written & Verbal Warnings	12	0		12	6.0
*	<i>Enforcement Service Calls</i>	40	0		40	20.0
*	<i>Total Hours</i>	160	160		320	160.0
1	Sick Time Used	0	0		0	0.0
2	Vacation Time Used	0	0		0	0.0
3	Training Time Used	0	0		0	0.0
4	Compensatory Time Used	0	0		0	0.0
*	<i>Hours Actually Worked</i>	160	160		320	160.0
*	<i>Unit Productivity Ratio</i>	3.2	0.0		1.6	1.6

**X. Mileage Total:**

**0968**

*	Mileage	7S17	7S26		TOT	AVER	%
(A)	<i>Totals</i>	968	0		968	484.0	412%

**Y. Patrol Alert Submission Report:**

*	<i>Received</i>				<i>Subject</i>
00x	<i>Date</i>	<i>Time</i>	<i>Code</i>	<i>Location</i>	
A.					

## Z. Incident Summaries:

<b>01.</b>	<b>APRIL 17, 2018</b>	<b>1300HRS</b>	<b>WARRANT ARREST</b>			<b>DEPUTY M. RODRIGUEZ</b>	
	<b>DAYSHIFT:</b>	<b>7800 W. BELLFORT</b>	<b>BVW</b>	<b>"M"</b>	<b>HC:</b>	<b>18-0060214</b>	
<p>On April 17, 2018, a <b>Tuesday</b>, at approximately 1300 hours, while on patrol in the "Braeburn Valley West Contract" Deputy M. Rodriguez was performing routine patrol and law enforcement service when I, (Deputy M. Rodriguez) observed a vehicle speeding. Once making contact the Driver was found to have outstanding Arrest Warrants. Driver taken into custody. The patrol activity type is "<b>PAT=E</b>".</p>							

<b>02.</b>	<b>APRIL 25, 2018</b>	<b>1200HRS</b>	<b>WARRANT ARREST</b>			<b>DEPUTY M. RODRIGUEZ</b>	
	<b>DAYSHIFT:</b>	<b>9200 W. BELLFORT</b>	<b>BVW</b>	<b>"M"</b>	<b>HC:</b>	<b>18-0065000</b>	
<p>On April 25, 2018, a <b>Wednesday</b>, at approximately 1200 hours, while on patrol in the "Braeburn Valley West Contract" Deputy M. Rodriguez was performing routine patrol and law enforcement service when I, (Deputy M. Rodriguez) observed a vehicle speeding. Once making contact the Driver was found to have outstanding Arrest Warrants. Driver taken into custody. The patrol activity type is "<b>PAT=E</b>".</p>							

<b>03.</b>	<b>APRIL 25, 2018</b>	<b>1300HRS</b>	<b>BURGLARY OF HABITATION</b>			<b>DEPUTY M. RODRIGUEZ</b>	
	<b>DAYSHIFT:</b>	<b>9000 WILLOW MEADOW</b>	<b>BVW</b>	<b>"F"</b>	<b>HC:</b>	<b>18-0065095</b>	
<p>On April 25, 2018, a <b>Wednesday</b>, at approximately 1300 hours, while on patrol in the "Braeburn Valley West Contract" Deputy M. Rodriguez was performing routine patrol and law enforcement services when I, (Deputy M. Rodriguez) was Dispatched to a Burglary of Habitation that already occurred. Deputy made contact with the Reportee. Deputy Rodriguez collected all pertinent information regarding this case. The patrol activity type is "<b>PAT=T</b>".</p>							

<b>04.</b>	<b>APRIL 26, 2018</b>	<b>1000HRS</b>	<b>BURGLARY OF VEHICLE</b>			<b>DEPUTY M. RODRIGUEZ</b>	
	<b>DAYSHIFT:</b>	<b>9400 TOOLEY</b>	<b>BVW</b>	<b>"M"</b>	<b>HC:</b>	<b>18-0065590</b>	
<p>On April 26, 2018, a <b>Thursday</b>, at approximately 1000 hours, while on patrol in the "Braeburn Valley West Contract" Deputy M. Rodriguez was performing routine patrol and law enforcement services when I, (Deputy M. Rodriguez) was Dispatched to a Burglary of four Motor Vehicles that already occurred. All of the motor vehicles were left on locked.. Deputy made contact with Reportee. Deputy Rodriguez collected all pertinent information. The patrol activity type is "<b>PAT=T</b>".</p>							

<b>05.</b>	<b>APRIL 26, 2018</b>	<b>1600HRS</b>	<b>BMV</b>			<b>DEPUTY M. RODRIGUEZ</b>	
	<b>DAYSHIFT:</b>	<b>10300 GUSTINE</b>	<b>BVW</b>	<b>"N/A"</b>	<b>CG:</b>	<b>180407623</b>	
<p>On April 26, 2018, a <b>Thursday</b>, at approximately 1600 hours, while on patrol in the "Braeburn Valley West Contract" Deputy M. Rodriguez was performing routine patrol and law enforcement services when I, (Deputy M. Rodriguez) was Dispatched to a Burglary of Three Motor Vehicles that already occurred. ALL VEHICLES WERE LEFT UNLOCKED. Deputy made contact with Reportee. Deputy Rodriguez collected all pertinent information. The patrol activity type is "<b>PAT=T</b>".</p>							

***Sergeant Jon Meek***

Sergeant Jon Meek  
Neighborhood Patrol Division, First Line Supervisor  
Harris County Constable's Office of Precinct 713-643-6602