



**MAY WALKER**, CONSTABLE  
PRECINCT SEVEN  
HARRIS COUNTY, TEXAS

MAIN OFFICE  
5300 Griggs Road  
Houston, Texas 77021  
PHONE (713) 643-6602  
FAX (713) 643-3401

**Date: May 5, 2017**

From: Sergeant Jon Meek  
Neighborhood Patrol Division, First Line Supervisor  
Harris County Constable's Office of Precinct "7"

To: Property Owners Association  
Board of Directors & Management Company

Subject: April Monthly Productivity Analysis Report  
Enclosure: **MPAR – April 2017**  
Distribution: Executive Command Staff & Board of Directors & Management Company

The purpose of this "**Monthly Productivity Analysis Report**" (M.P.A.R.) is to provide the executive command staff with the appropriate data to analyze the productivity of assigned personnel and their shifts' activities to allow for the validation of individual and divisional performance evaluations. With regard to the specific contents of the report, there are 18 distinctive component parts of this report. These components are enumerated below:

- |  |   |
|--|---|
| 01. Patrol Activity Details                | 10. Traffic Enforcement Report                |
| 02. Patrol Activity Analytical Summary     | 11. Trends & Percentages of Traffic           |
| 03. Patrol Activity Percentages & Trends   | 12. Citation & Warning Issuance Review        |
| 04. Security Checks Report                 | 13. Call for Service Report ( <i>C.F.S.</i> ) |
| 05. Security Checks Percentages & Trends   | 14. Trends & Percentages for <i>C.F.S.</i>    |
| 06. Crisis Intervention Disposition Report | 15. Overtime Report (service at no Cost)      |
| 07. Offense/Incident Generation Report     | 16. Reserve Deputy Use (at no Cost)           |
| 08. Criminal Arrest Types Report           | 17. Incident Summarization                    |
| 09. Warrant Execution Report               | 18. Hotspot Report Data Review                |

A cursory analysis of the statistical data from this report should be demonstrative of the quality of performance of this agency in realizing the contractual obligations and the overall achievement of the goals and objectives of this Agency and the Contract Division.

**2008** total miles were driven and the shift responded to **0456** total service calls and conducted **0000** crash investigations. The shift issued **10** traffic citations, made **01** arrest and handled **0012** enforcement service related calls. The average productivity ratio for this month for this shift is **3.0**.

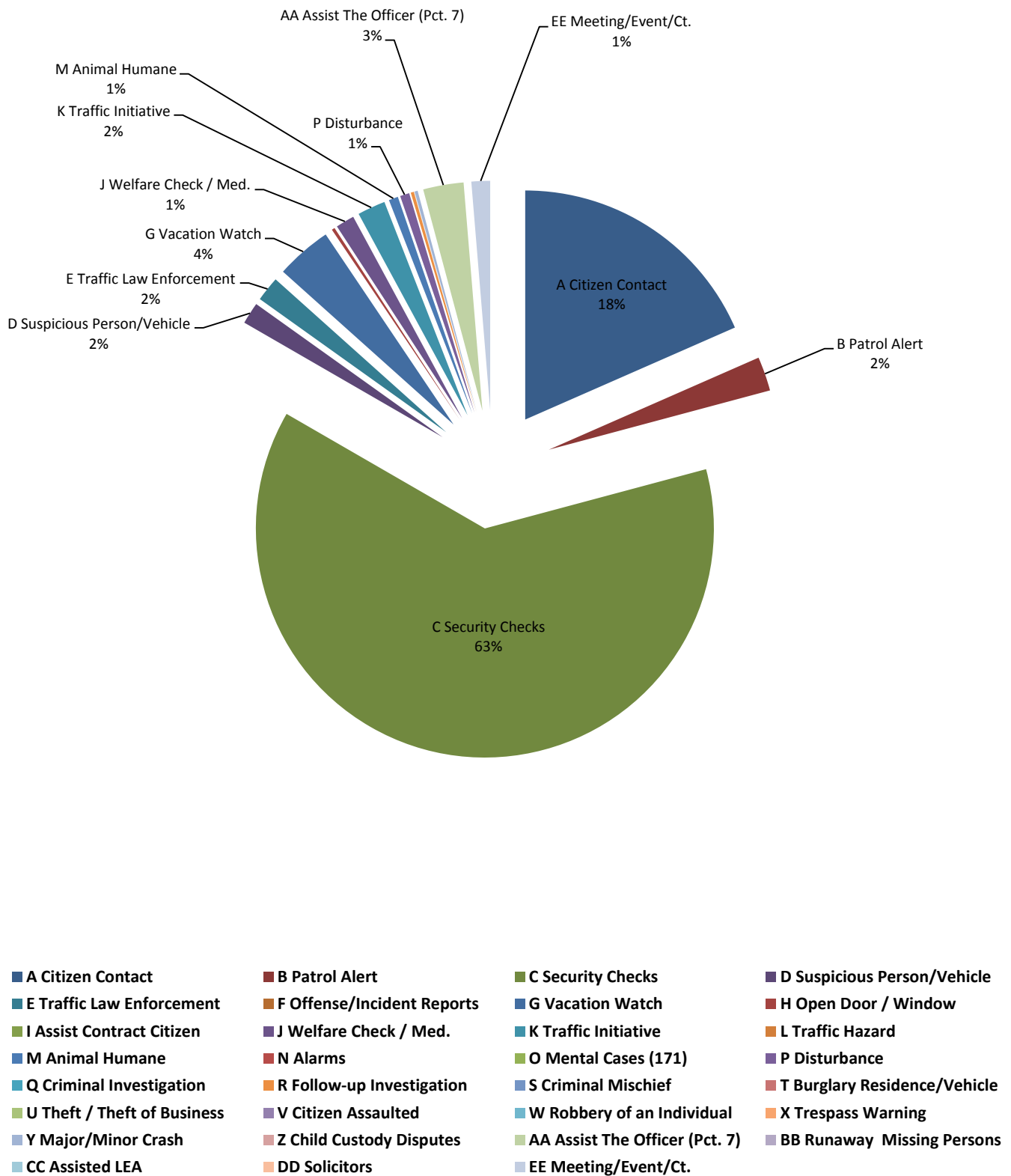
# A. Patrol Activity Monthly Total:

**0456**

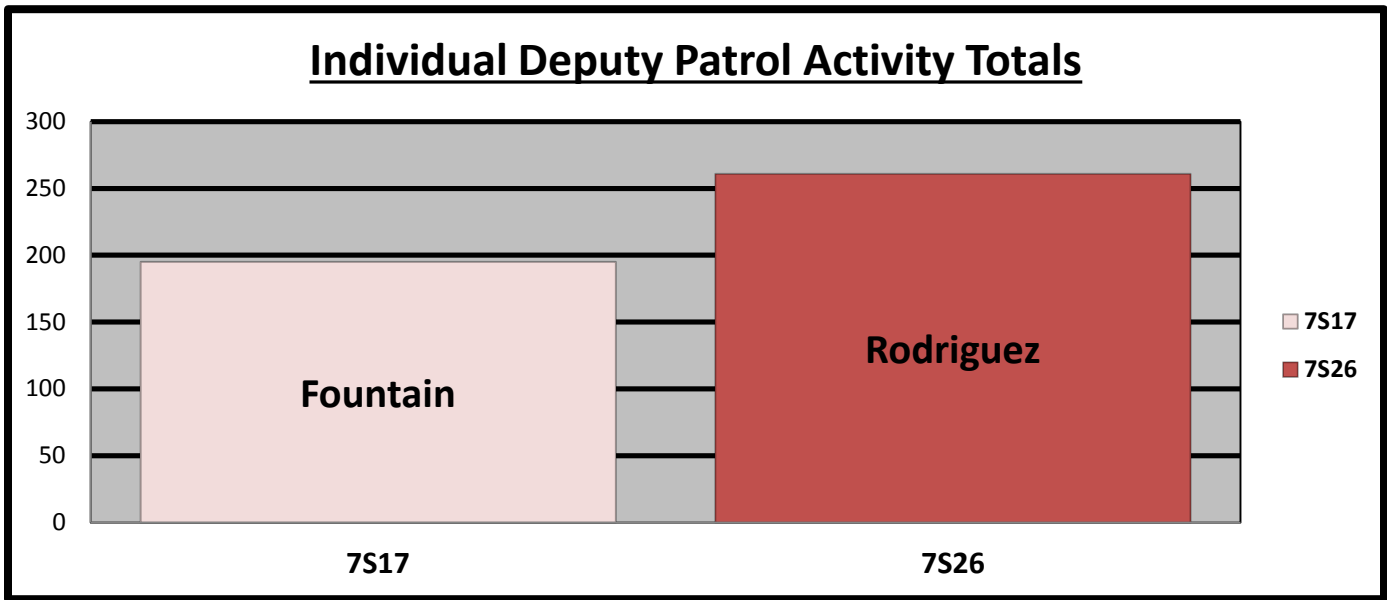
*	<i>Patrol Activity Types</i>	7S17	7S26	TOT	AVER	%
A	Citizen Contact	57	27	84	42.0	18%
B	Patrol Alert	6	5	11	5.5	2%
C	Security Checks	105	180	285	142.5	63%
D	Suspicious Person/Vehicle	5	2	7	3.5	2%
E	Traffic Law Enforcement	2	6	8	4.0	2%
F	Offense/Incident Reports	0	0	0	0.0	0%
G	Vacation Watch	7	11	18	9.0	4%
H	Open Door / Window	1	0	1	0.5	0%
I	Assist Contract Citizen	0	0	0	0.0	0%
J	Welfare Check / Med.	4	2	6	3.0	1%
K	Traffic Initiative	0	9	9	4.5	2%
L	Traffic Hazard	0	0	0	0.0	0%
M	Animal Humane	0	3	3	1.5	1%
N	Alarms	0	0	0	0.0	0%
O	Mental Cases (171)	0	0	0	0.0	0%
P	Disturbance	0	3	3	1.5	1%
Q	Criminal Investigation	0	0	0	0.0	0%
R	Follow-up Investigation	1	0	1	0.5	0%
S	Criminal Mischief	0	0	0	0.0	0%
T	Burglary Residence/Vehicle	0	0	0	0.0	0%
U	Theft / Theft of Business	0	0	0	0.0	0%
V	Citizen Assaulted	0	0	0	0.0	0%
W	Robbery of an Individual	0	0	0	0.0	0%
X	Trespass Warning	0	0	0	0.0	0%
Y	Major/Minor Crash	1	0	1	0.5	0%
Z	Child Custody Disputes	0	0	0	0.0	0%
AA	Assist The Officer (Pct. 7)	0	13	13	6.5	3%
BB	Runaway Missing Persons	0	0	0	0.0	0%
CC	Assisted LEA	0	0	0	0.0	0%
DD	Solicitors	0	0	0	0.0	0%
EE	Meeting/Event/Ct.	6	0	6	3.0	1%
*	<b>MONTH TOTALS</b>	<b>195</b>	<b>261</b>	<b>456</b>	<b>228.0</b>	<b>100%</b>

# A1. Patrol Activity Percentage:

## Percentage of Patrol Activity



**B. Patrol Activity by Braeburn Valley West Personnel:**

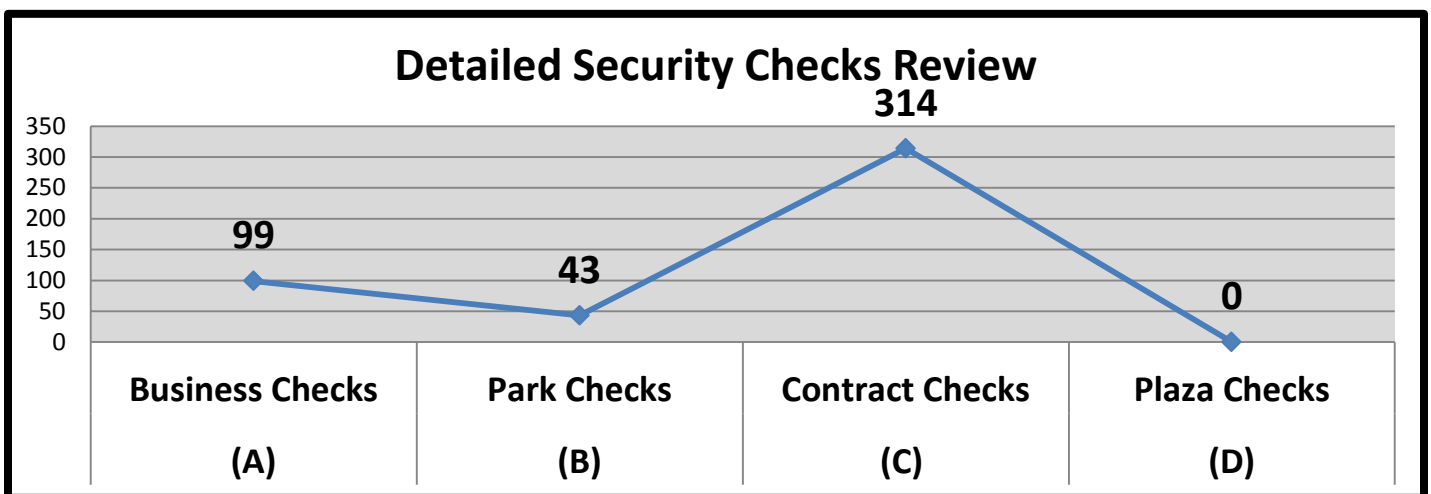


**C. Security Checks Monthly Total:**

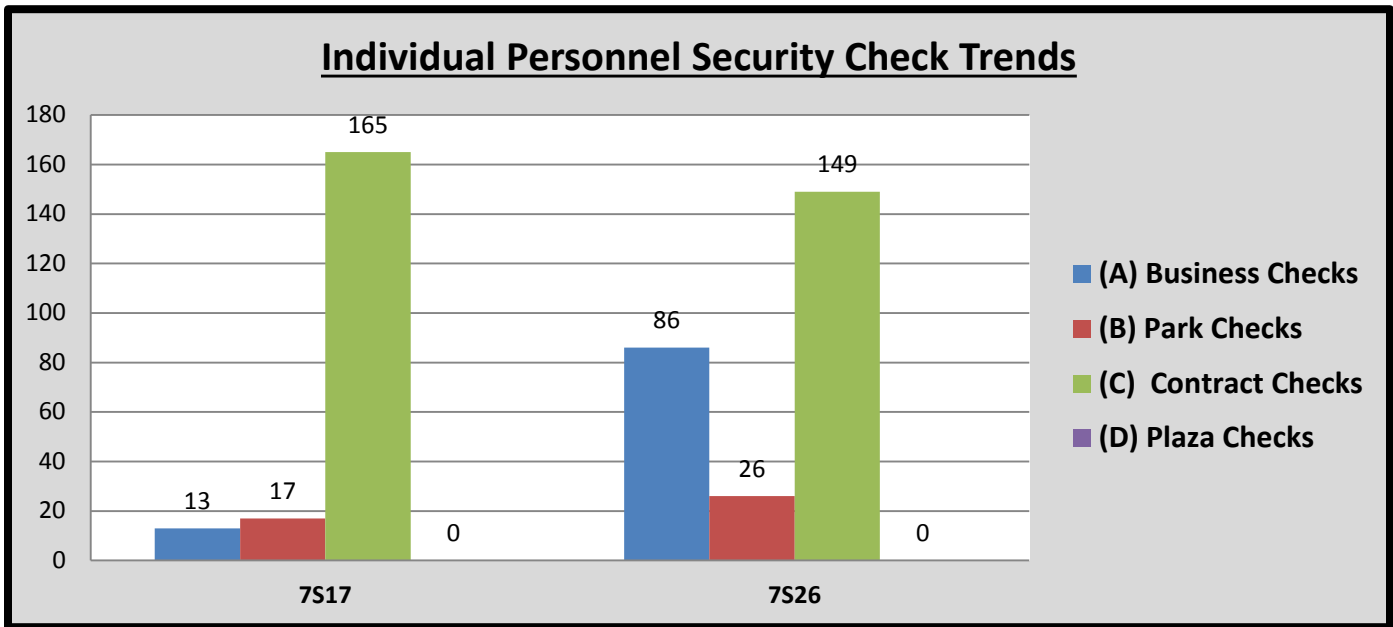
**0456**

*	Security Checks	7S17	7S26	TOT	AVER	%
(A)	Business Checks	13	86	99	49.5	22%
(B)	Park Checks	17	26	43	21.5	9%
(C)	Contract Checks	165	149	314	157.0	69%
(D)	Plaza Checks	0	0	0	0.0	0%
(E)	<i>Totals</i>	195	261	456	228.0	100%

**D. Detailed Security Checks Monthly:**



**E. Individual Personnel Security Check Trends:**



**F. CIT/MHO Dispositions Monthly Total:**

**000**

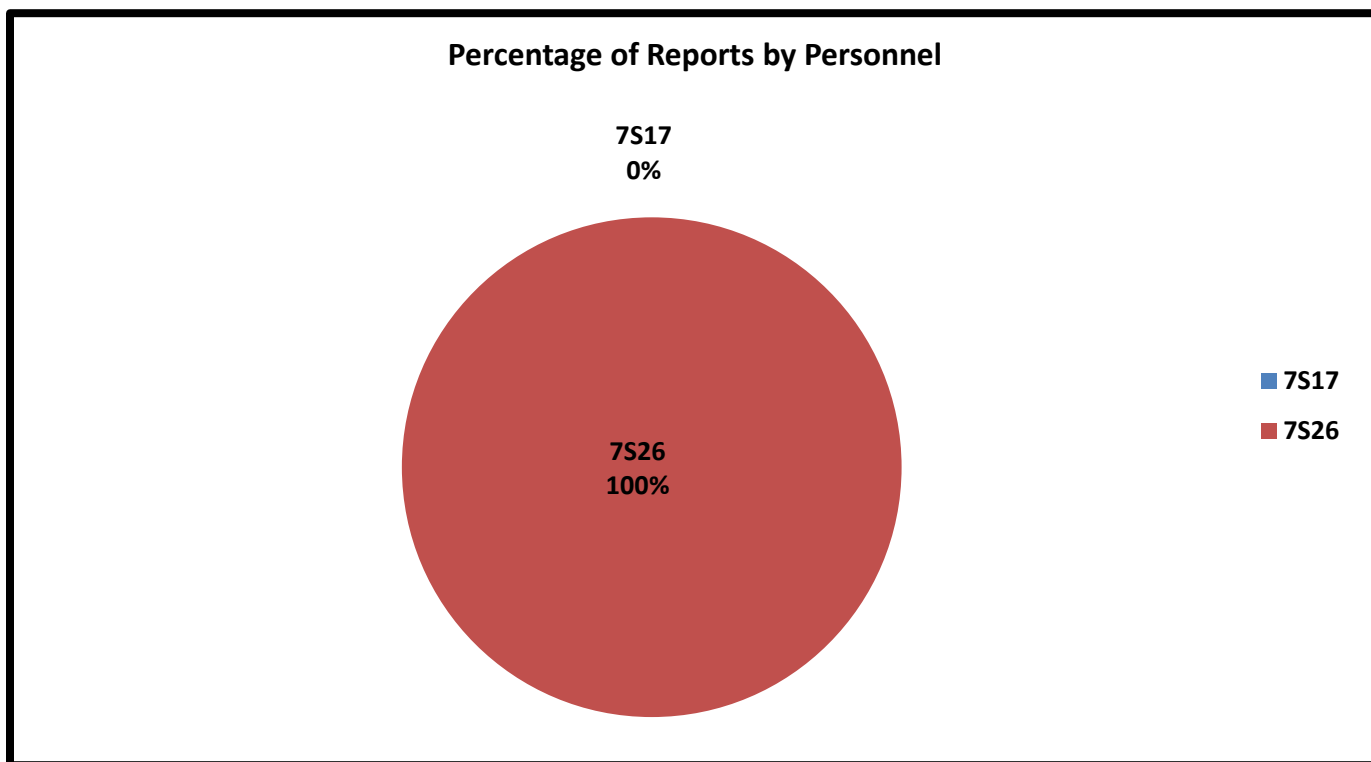
*	<i>C.I.T. Dispositions</i>	7S17	7S26	TOT	AVER	%
(A)	CIT/MHO Outside Referral	0	0	0	0.0	#DIV/0!
(B)	CIT/MHO Transport	0	0	0	0.0	#DIV/0!
(C)	CIT/MHO CIT Contact	0	0	0	0.0	#DIV/0!
(D)	CIT/MHO Arrest	0	0	0	0.0	#DIV/0!
(E)	<i>Totals</i>	0	0	0	0.0	#DIV/0!

**G. Offense/Incident Reports Monthly Total:**

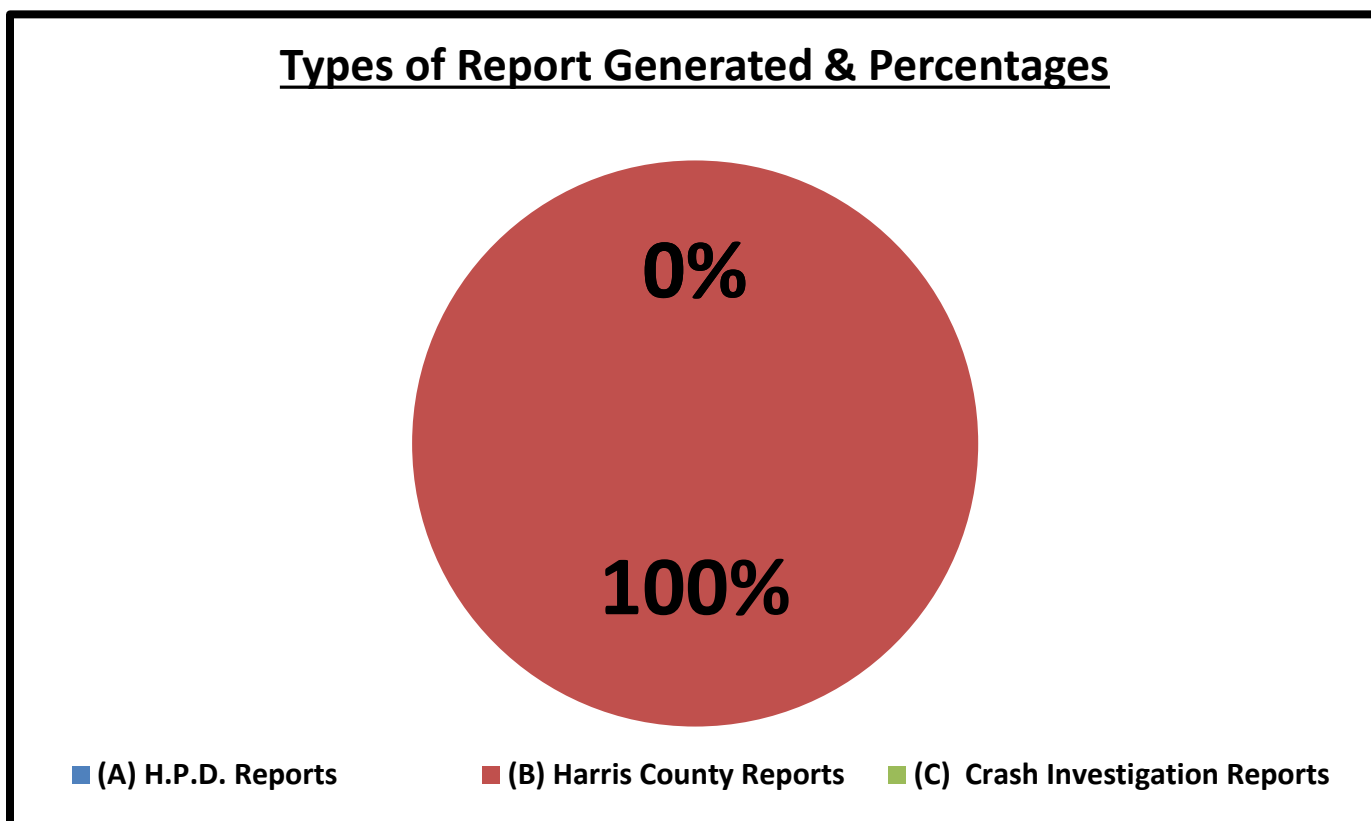
**001**

*	<i>Offense/Incident Reports</i>	7S17	7S26	TOT	AVER	%
(A)	H.P.D. Reports	0	0	0	0.0	0%
(B)	Harris County Reports	0	1	1	0.5	100%
(C)	Crash Investigation Reports	0	0	0	0.0	0%
(D)	<i>Totals</i>	0	1	1	0.5	100%

## H. Report Generation Percentages:



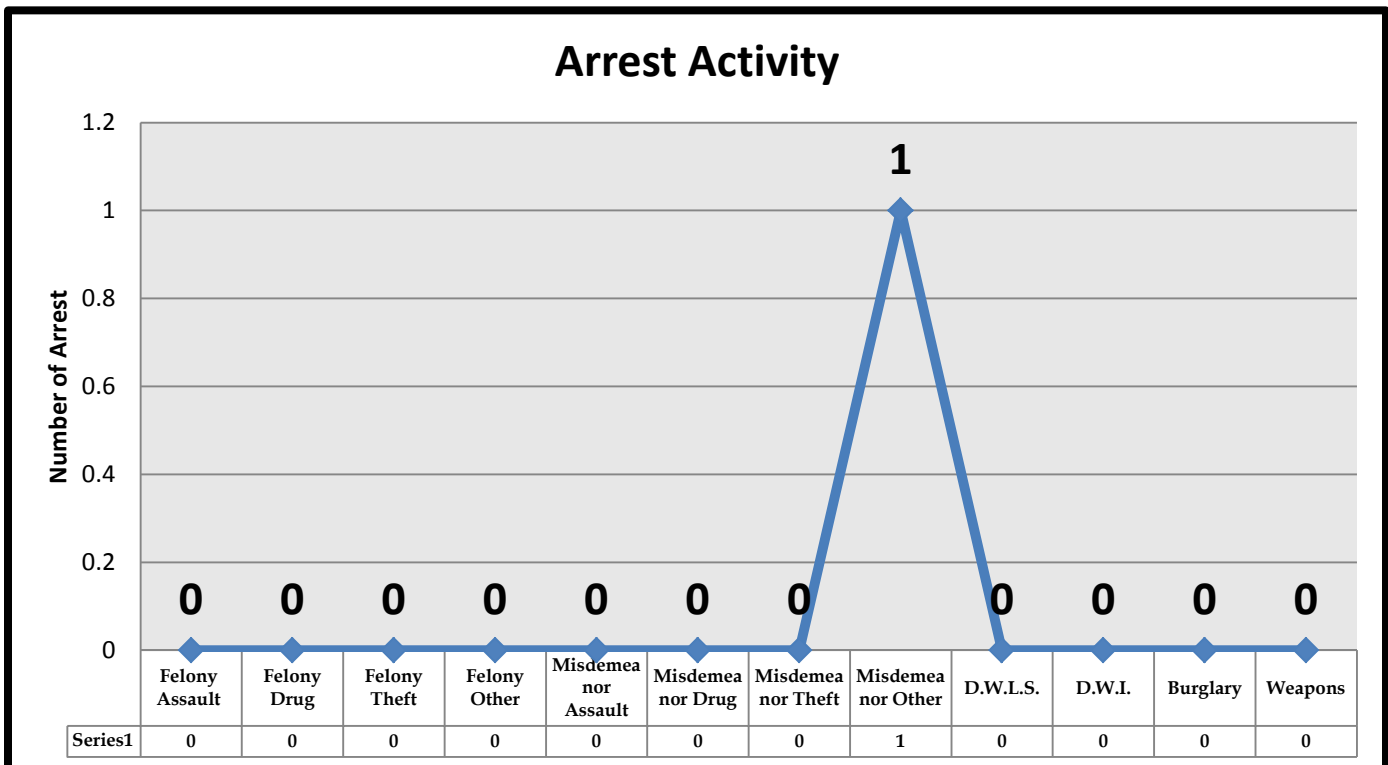
## I. Percentages:



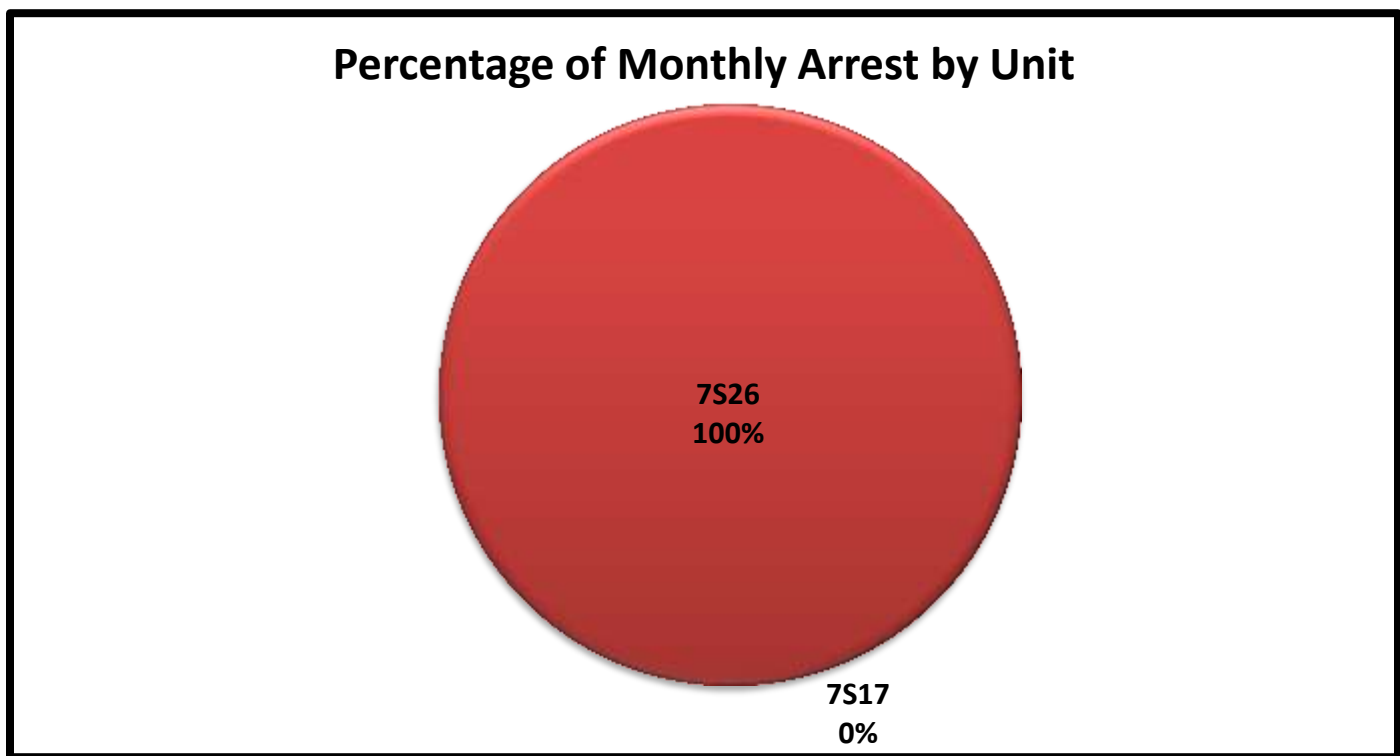
**J. Types of Criminal Arrests Monthly Total:**

*	Types of Criminal Arrests	7S17	7S26	TOT	AVER	%
A	Felony Assault	0	0	0	0.0	0%
B	Felony Drug	0	0	0	0.0	0%
C	Felony Theft	0	0	0	0.0	0%
D	Felony Other	0	0	0	0.0	0%
E	Misdemeanor Assault	0	0	0	0.0	0%
F	Misdemeanor Drug	0	0	0	0.0	0%
G	Misdemeanor Theft	0	0	0	0.0	0%
H	Misdemeanor Other	0	1	1	0.5	100%
I	D.W.L.S.	0	0	0	0.0	0%
J	D.W.I.	0	0	0	0.0	0%
K	Burglary	0	0	0	0.0	0%
L	Weapons	0	0	0	0.0	0%
<b>Totals</b>						
M	Totals	0	1	1	0.5	100%

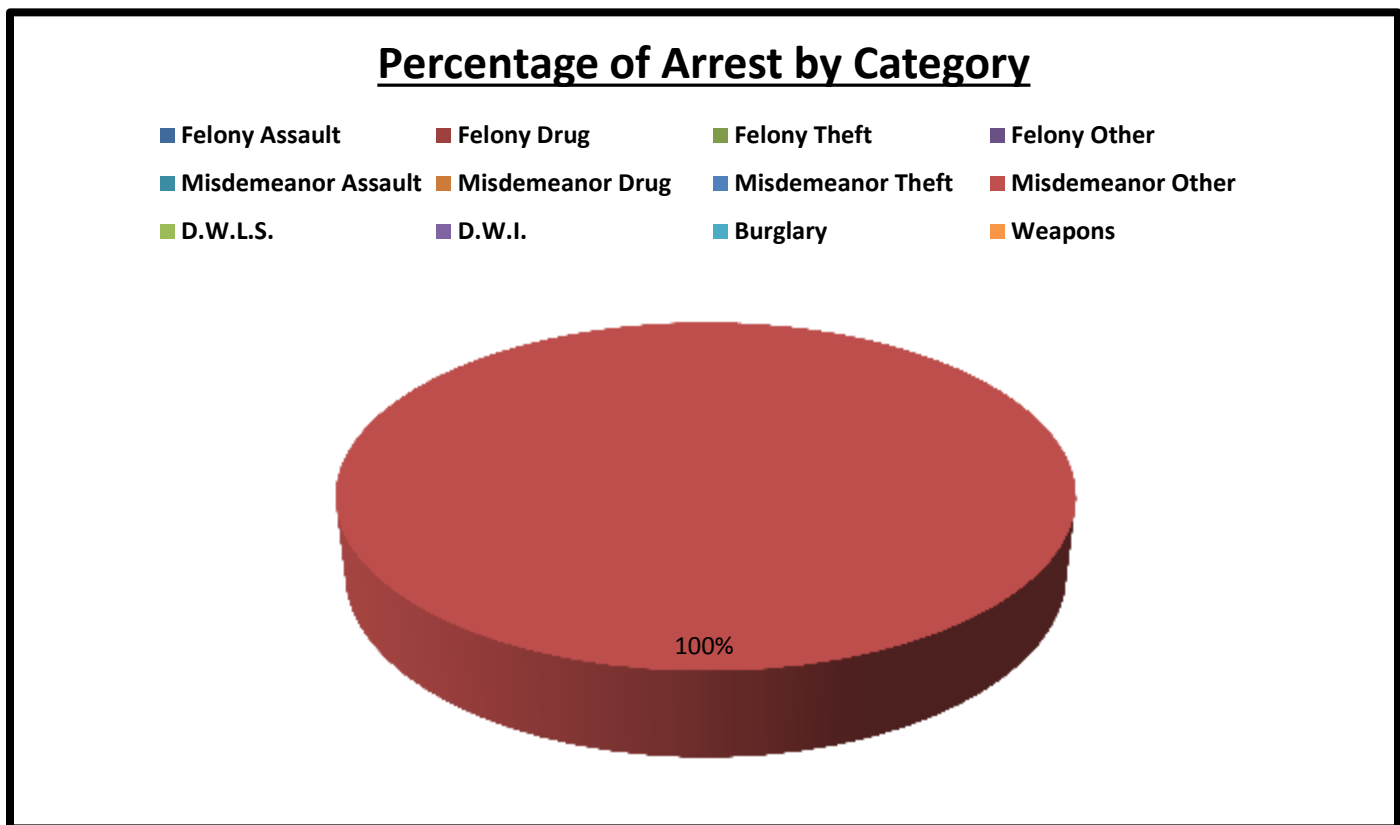
**K. Types of Criminal Arrests Monthly Total:**



**L. Types of Criminal Arrests Monthly Total:**



**M. Types of Criminal Arrests Monthly Total:**





**N. Executed Warrant Monthly Total:**

**003**

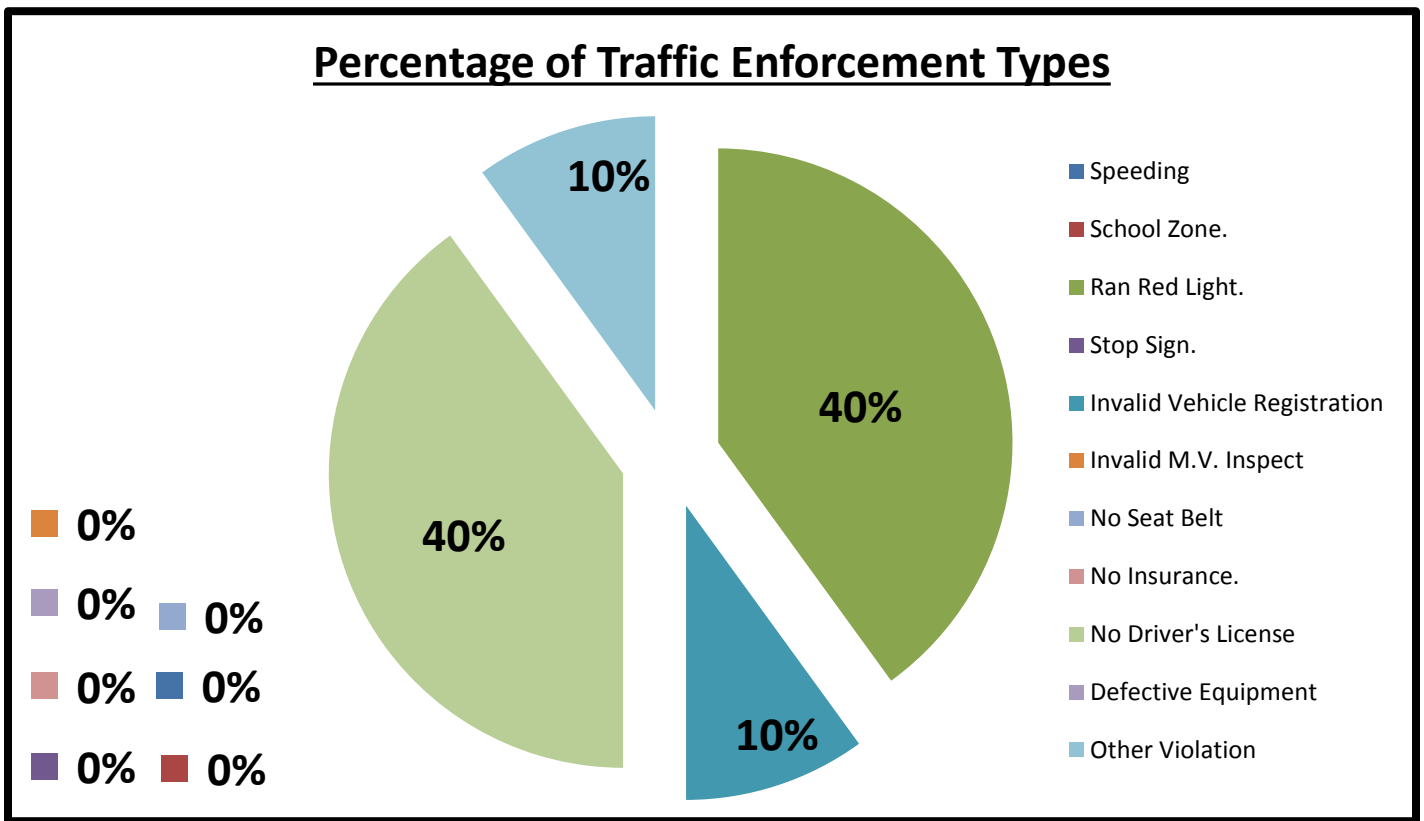
*	<i>Executed Warrants</i>	7S17	7S26	TOT	AVER	%
(A)	Felony Warrants	0	0	0	0.0	0%
(B)	Misdemeanor Warrants	0	3	3	1.5	100%
(C)	<i>Totals</i>	0	3	3	1.5	100%

**O. Traffic Law Enforcement Total:**

**011**

*	<i>Traffic Enforcement</i>	7S17	7S26	TOT	AVER	%
A	Speeding	0	0	0	0.0	0%
B	School Zone.	0	0	0	0.0	0%
C	Ran Red Light.	1	3	4	2.0	40%
D	Stop Sign.	0	0	0	0.0	0%
E	Invalid Vehicle Registration	0	1	1	0.5	10%
F	Invalid M.V. Inspect	0	0	0	0.0	0%
G	No Seat Belt	0	0	0	0.0	0%
H	No Insurance.	0	0	0	0.0	0%
I	No Driver's License	1	3	4	2.0	40%
J	Defective Equipment	0	0	0	0.0	0%
K	Other Violation	0	1	1	0.5	10%
L	Written Warnings	0	0	0	0.0	0%
M	Verbal Warning	0	1	1	0.5	100%
N	Citation	2	8	10	5.0	91%
O	Total Violations	2	9	11	5.5	100%

**P. Traffic Law Enforcement Total:**



**Q. Citations vs. Warnings Monthly Total:**

**0011**

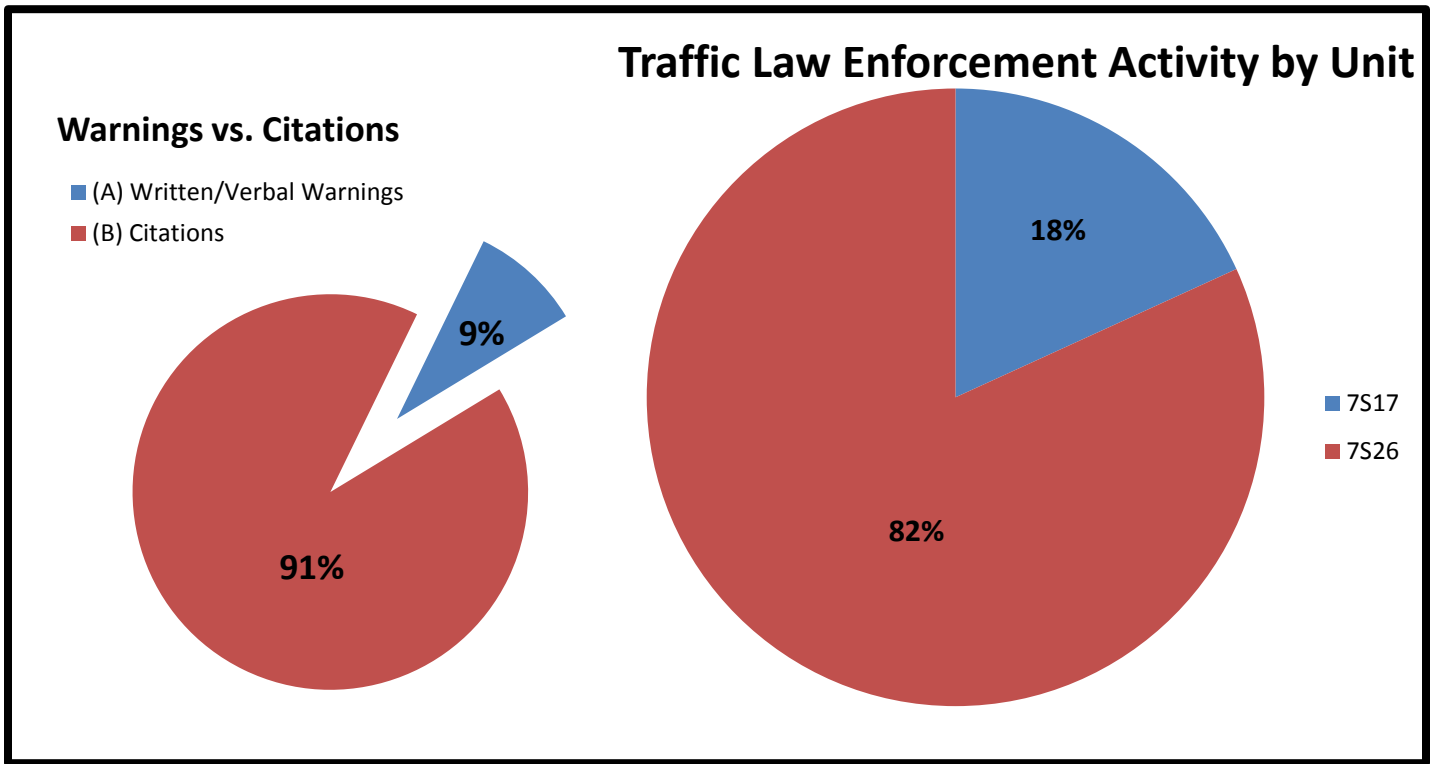
*	Warnings vs. Citations	7S17	7S26	TOT	AVER	%
(A)	Written/Verbal Warnings	0	1	1	0.5	9%
(B)	Citations	2	8	10	5.0	91%
(C)	<i>Totals</i>	2	9	11	5.5	100%

**R. Sources of Calls for Service Monthly Total:**

**0456**

*	Sources of Calls for Service	7S17	7S26	TOT	AVER	%
(A)	On View	5	0	5	2.5	1%
(B)	Dispatched	9	11	20	10.0	4%
(C)	Self-Initiated	181	250	431	215.5	95%
(D)	<i>Totals</i>	195	261	456	228.0	100%

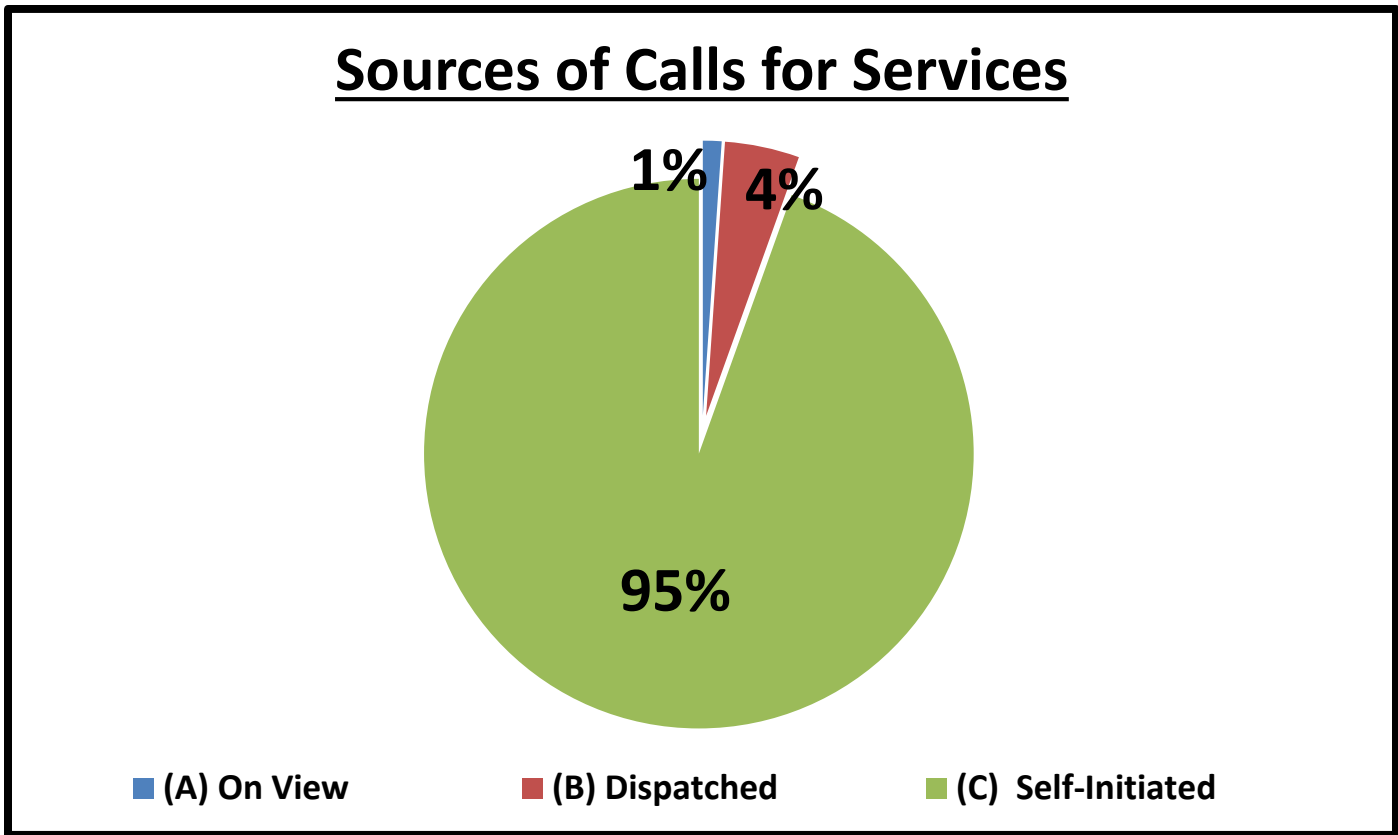
**S. Sources of Calls for Service Percentages:**



**T. Sources of Calls for Service Percentages:**

*	Sources of Calls for Service	7S17	7S26	TOT	AVER	%
(A)	On View	3%	0%	1%	0.0	N/A
(B)	Dispatched	5%	4%	4%	0.0	N/A
(C)	Self-Initiated	93%	96%	95%	0.5	N/A
(D)	Totals	100%	100%	100%	0.5	N/A

U. Sources of Calls for Service Percentages:



V. Free Reserve Personnel Time Utilized in Contract Monthly Total: 000

*	<i>Free Reserve Personnel Time</i>	7S17	7S26		TOT	AVER	%
(A)	<i>Totals</i>	0	0		0	0.0	N/A

## W. Monthly Productivity Analysis Report (M.P.A.R.) - Executive Summary:

*	Unit	7S17	7S26		TOT	AVER
1	Patrol Activity	195	261		456	228.0
2	Security Checks	195	261		456	228.0
3	C.I.T. Interactions	0	0		0	0.0
4	Offense/Incident Reports	0	1		1	0.5
*	<i>Total Service Calls</i>	390	523		913	456.5
1	Criminal Arrests	0	1		1	0.5
2	Citations Issued	2	8		10	5.0
3	Written & Verbal Warnings	0	1		1	0.5
*	<i>Enforcement Service Calls</i>	2	10		12	6.0
*	Total Hours	160	160		320	160.0
1	Sick Time Used	0	0		0	0.0
2	Vacation Time Used	0	0		0	0.0
3	Training Time Used	0	0		0	0.0
4	Compensatory Time Used	16	0		16	8.0
*	<i>Hours Actually Worked</i>	144	160		304	152.0
*	<i>Unit Productivity Ratio</i>	2.7	3.3		3.0	3.0

## X. Mileage Total:

**2008**

*	Mileage	7S17	7S26		TOT	AVER	%
(A)	<i>Totals</i>	910	1098		2008	1004.0	440%

## Y. Patrol Alert Submission Report:

*	Received				Subject
00x	Date	Time	Code	Location	
A.					

## Z. Incident Summaries:

<b>01.</b>	<b>APRIL 25, 2017</b>	<b>1900 HOURS</b>	<b>WARRANT ARREST</b>		<b>DEPUTY M. RODRIGUEZ</b>	
	<b>EVENINGSHIFT:</b>	<b>9300 W BELLFORT</b>	<b>BBVW</b>	<b>"M"</b>	<b>HC:</b>	<b>17-0065957</b>
	On April 25, 2017, a <b>Tuesday</b> , at approximately 1925 hours, while on patrol in the "Breaburn Valley West Contract" Deputy M. Rodriguez was performing routine patrol and law enforcement services when I (Deputy M. Rodriguez) preformed vehicle traffic stop and found the driver to have three open warrants for his arrest. The warrants were confirmed and the subject was placed into custody and transported to the Harris County Jail located at 1201 Commerce St. The patrol activity type is " <b>PAT=E</b> ".					

## AA. Hotspot Report:

*See Appendix A1 for Hotspot Report:*

*Please note: 87s17 = Deputy U. Fountain and 87s26= Deputy M. Rodriguez*

***Sergeant Jon Meek***

Sergeant Jon Meek  
Neighborhood Patrol Division, First Line Supervisor  
Harris County Constable's Office of Precinct 713-643-6602