



MAY WALKER, CONSTABLE
PRECINCT SEVEN
HARRIS COUNTY, TEXAS

MAIN OFFICE
5300 Griggs Road
Houston, Texas 77021
PHONE (713) 643-6602
FAX (713) 643-3401

Date: March 15, 2017

From: Sergeant Jon Meek
Neighborhood Patrol Division, First Line Supervisor
Harris County Constable's Office of Precinct "7"

To: Property Owners Association
Board of Directors & Management Company

Subject: Day Shift – Monthly Productivity Analysis Report
Enclosure: **MPAR – February 2017**
Distribution: Executive Command Staff & Board of Directors & Management Company

The purpose of this "**Monthly Productivity Analysis Report**" (M.P.A.R.) is to provide the executive command staff with the appropriate data to analyze the productivity of assigned personnel and their shifts' activities to allow for the validation of individual and divisional performance evaluations. With regard to the specific contents of the report, there are 18 distinctive component parts of this report. These components are enumerated below:

- | | |
|--|---|
| 01. Patrol Activity Details | 10. Traffic Enforcement Report |
| 02. Patrol Activity Analytical Summary | 11. Trends & Percentages of Traffic |
| 03. Patrol Activity Percentages & Trends | 12. Citation & Warning Issuance Review |
| 04. Security Checks Report | 13. Call for Service Report (<i>C.F.S.</i>) |
| 05. Security Checks Percentages & Trends | 14. Trends & Percentages for <i>C.F.S.</i> |
| 06. Crisis Intervention Disposition Report | 15. Overtime Report (service at no Cost) |
| 07. Offense/Incident Generation Report | 16. Reserve Deputy Use (at no Cost) |
| 08. Criminal Arrest Types Report | 17. Incident Summarization |
| 09. Warrant Execution Report | |

A cursory analysis of the statistical data from this report should be demonstrative of the quality of performance of this agency in realizing the contractual obligations and the overall achievement of the goals and objectives of this Agency and the Contract Division.

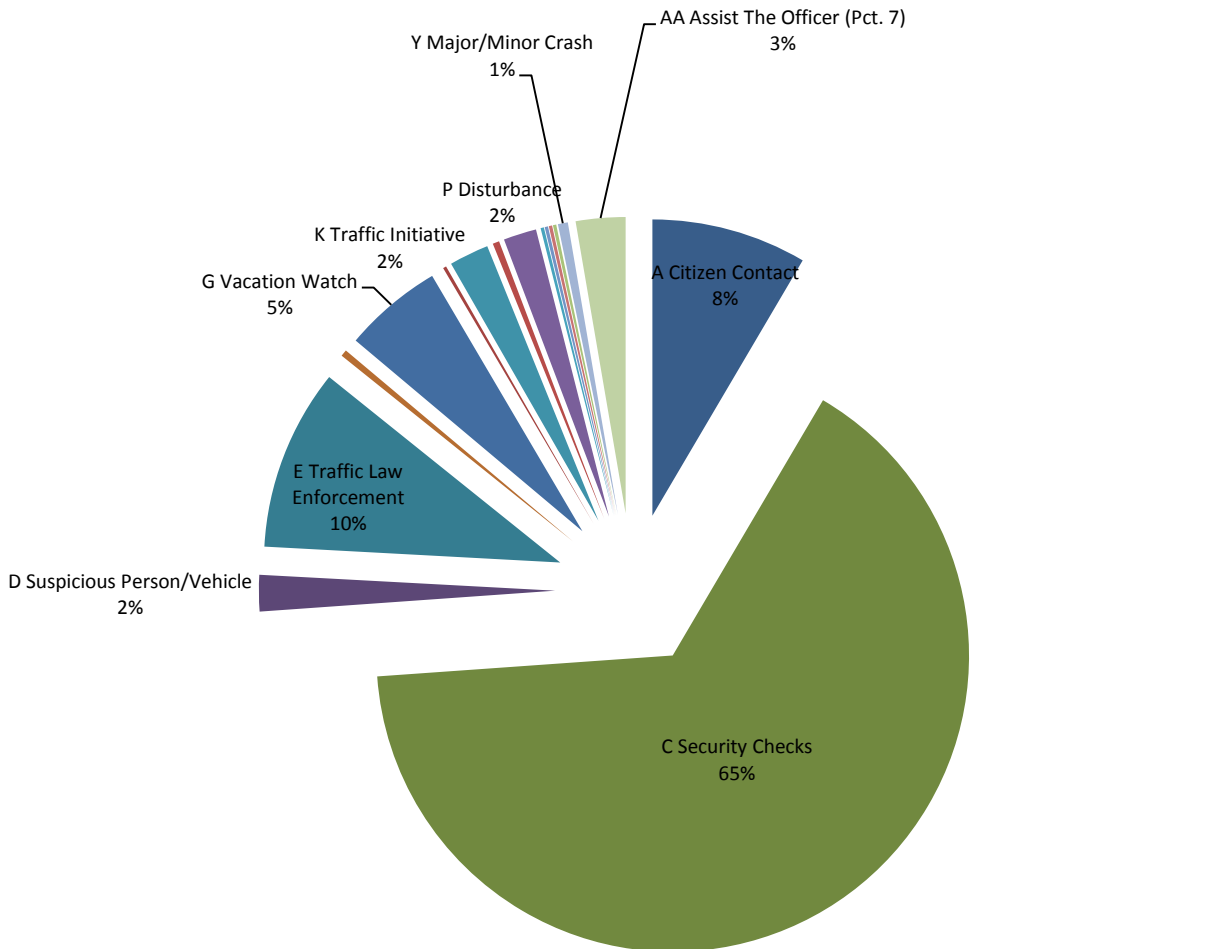
A. Patrol Activity Monthly Total:

0555

*	Patrol Activity Types	7S15	7S18	7S29		TOT	AVER
A	Citizen Contact	14	15	18		47	15.67
B	Patrol Alert	0	0	0		0	0.00
C	Security Checks	274	48	41		363	121.00
D	Suspicious Person/Vehicle	8	2	1		11	3.67
E	Traffic Law Enforcement	44	8	3		55	18.33
F	Offense/Incident Reports	1	1	0		2	0.67
G	Vacation Watch	7	5	18		30	10.00
H	Open Door / Window	1	0	0		1	0.33
I	Assist Contract Citizen	0	0	0		0	0.00
J	Welfare Check / Med.	0	0	0		0	0.00
K	Traffic Initiative	1	0	11		12	4.00
L	Traffic Hazard	0	0	0		0	0.00
M	Animal Humane	0	0	0		0	0.00
N	Alarms	1	1	0		2	0.67
O	Mental Cases (171)	0	0	0		0	0.00
P	Disturbance	6	3	1		10	3.33
Q	Criminal Investigation	0	1	0		1	0.33
R	Follow-up Investigation	0	0	0		0	0.00
S	Criminal Mischief	1	0	0		1	0.33
T	Burglary Residence/Vehicle	0	0	1		1	0.33
U	Theft / Theft of Business	1	0	0		1	0.33
V	Citizen Assaulted	0	0	0		0	0.00
W	Robbery of an Individual	0	0	0		0	0.00
X	Trespass Warning	0	0	0		0	0.00
Y	Major/Minor Crash	2	1	0		3	1.00
Z	Child Custody Disputes	0	0	0		0	0.00
AA	Assist The Officer (Pct. 7)	4	2	9		15	5.00
BB	Runaway Missing Persons	0	0	0		0	0.00
CC	Assisted LEA	0	0	0		0	0.00
DD	Solicitors	0	0	0		0	0.00
EE	Contract Meeting/Event/Ct.	0	0	0		0	0.00
*	MONTH TOTALS	365	87	103		555	185.00

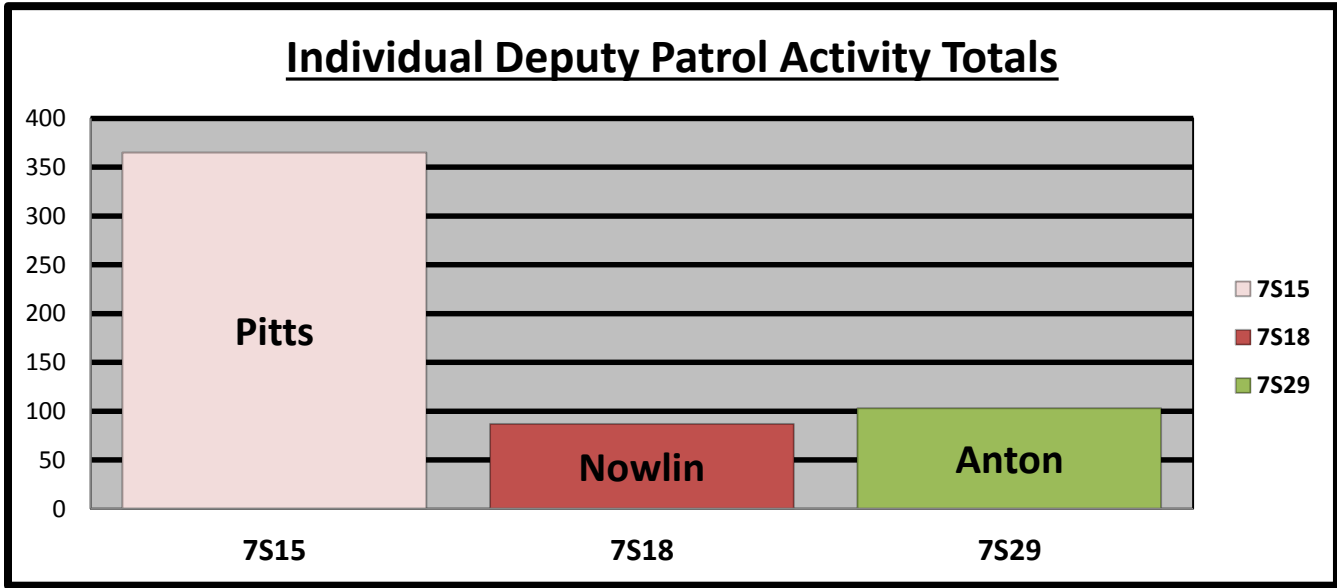
A1. Patrol Activity Percentage:

Percentage of Patrol Activity



- A Citizen Contact
- B Patrol Alert
- C Security Checks
- D Suspicious Person/Vehicle
- E Traffic Law Enforcement
- F Offense/Incident Reports
- G Vacation Watch
- H Open Door / Window
- I Assist Contract Citizen
- J Welfare Check / Med.
- K Traffic Initiative
- L Traffic Hazard
- M Animal Humane
- N Alarms
- O Mental Cases (171)
- P Disturbance
- Q Criminal Investigation
- R Follow-up Investigation
- S Criminal Mischief
- T Burglary Residence/Vehicle
- U Theft / Theft of Business
- V Citizen Assaulted
- W Robbery of an Individual
- X Trespass Warning
- Y Major/Minor Crash
- Z Child Custody Disputes
- AA Assist The Officer (Pct. 7)
- BB Runaway Missing Persons
- CC Assisted LEA
- DD Solicitors
- EE Contract Meeting/Event/Ct.

A2. Patrol Activity by West Belfort Personnel:

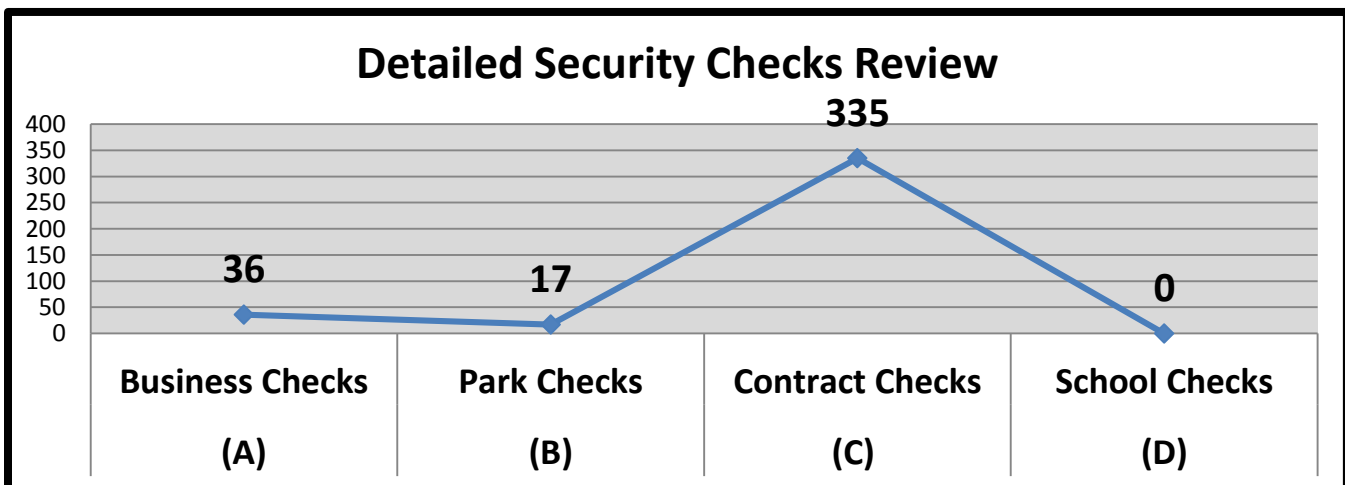


B. Security Checks Monthly Total:

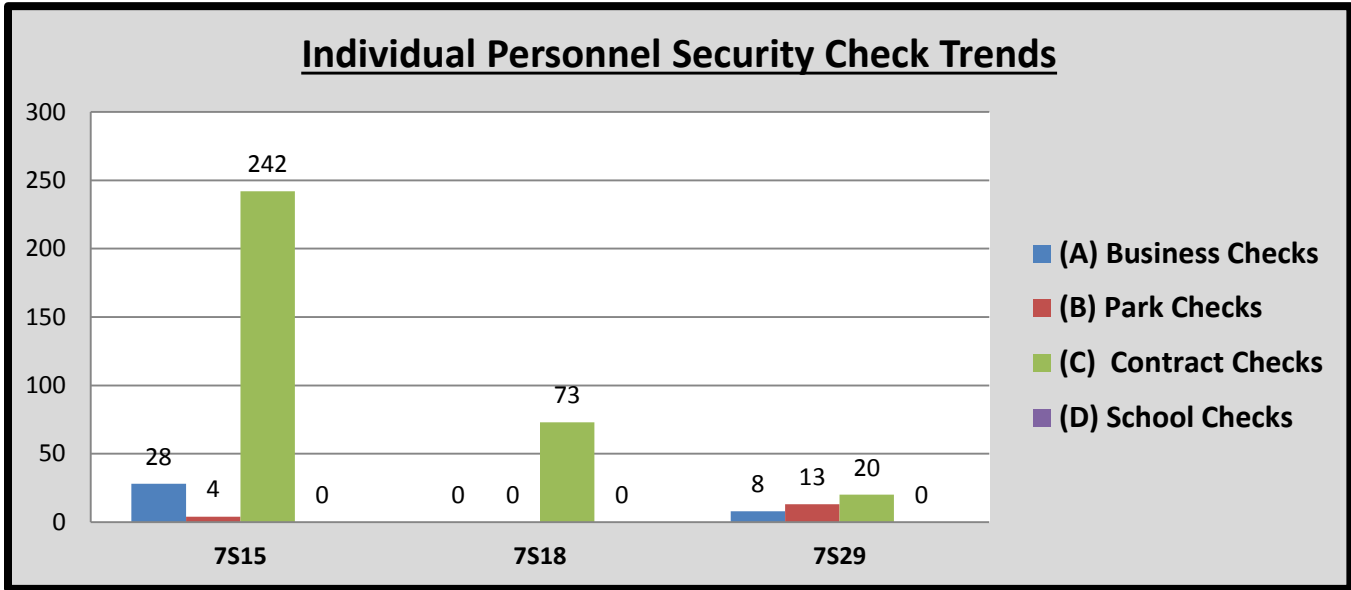
0388

*	Security Checks	7S15	7S18	7S29	TOT	AVER
(A)	Business Checks	28	0	8	36	12.00
(B)	Park Checks	4	0	13	17	5.67
(C)	Contract Checks	242	73	20	335	111.67
(D)	School Checks	0	0	0	0	0.00
(E)	<i>Totals</i>	274	73	41	388	129.33

B. Detailed Security Checks Monthly:



B2. Individual Personnel Security Check Trends:



C. CIT/MHO Dispositions Monthly Total:

000

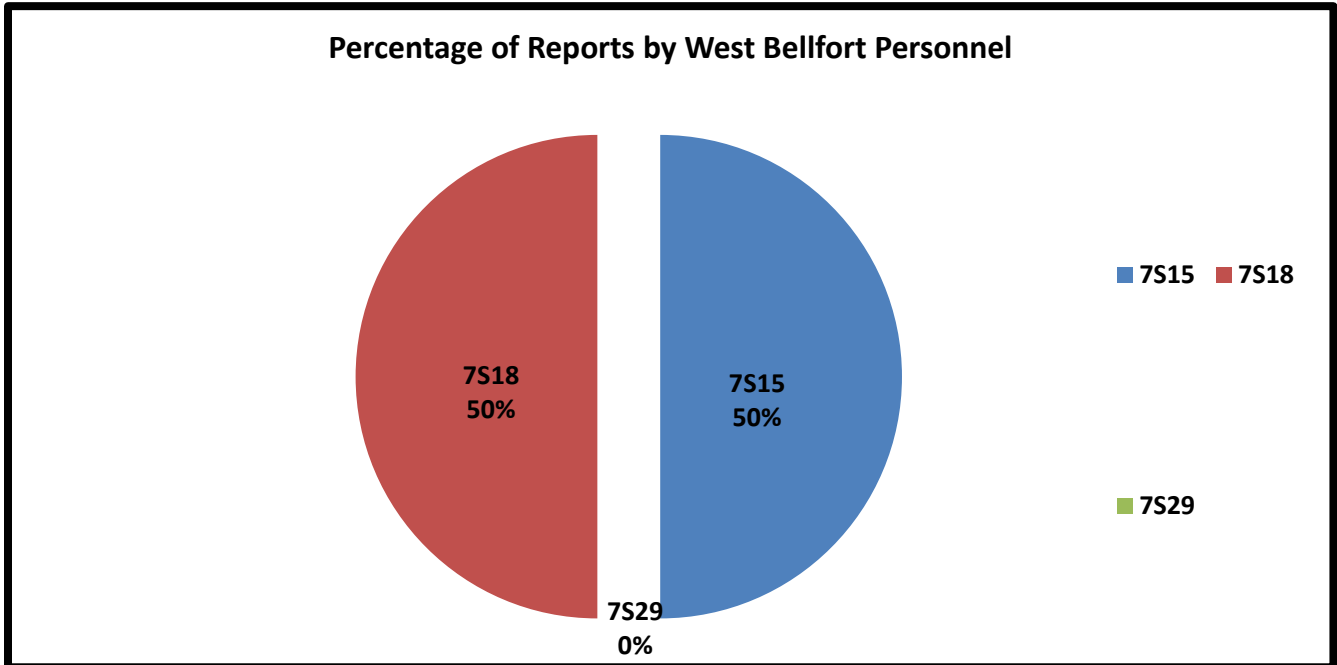
*	<i>C.I.T. Dispositions</i>	7S15	7S18	7S29	TOT	AVER
(A)	CIT/MHO Outside Referral	0	0	0	0	0.00
(B)	CIT/MHO Transport	0	0	0	0	0.00
(C)	CIT/MHO CIT Contact	0	0	0	0	0.00
(D)	CIT/MHO Arrest	0	0	0	0	0.00
(E)	<i>Totals</i>	0	0	0	0	0.00

D. Offense/Incident Reports Monthly Total:

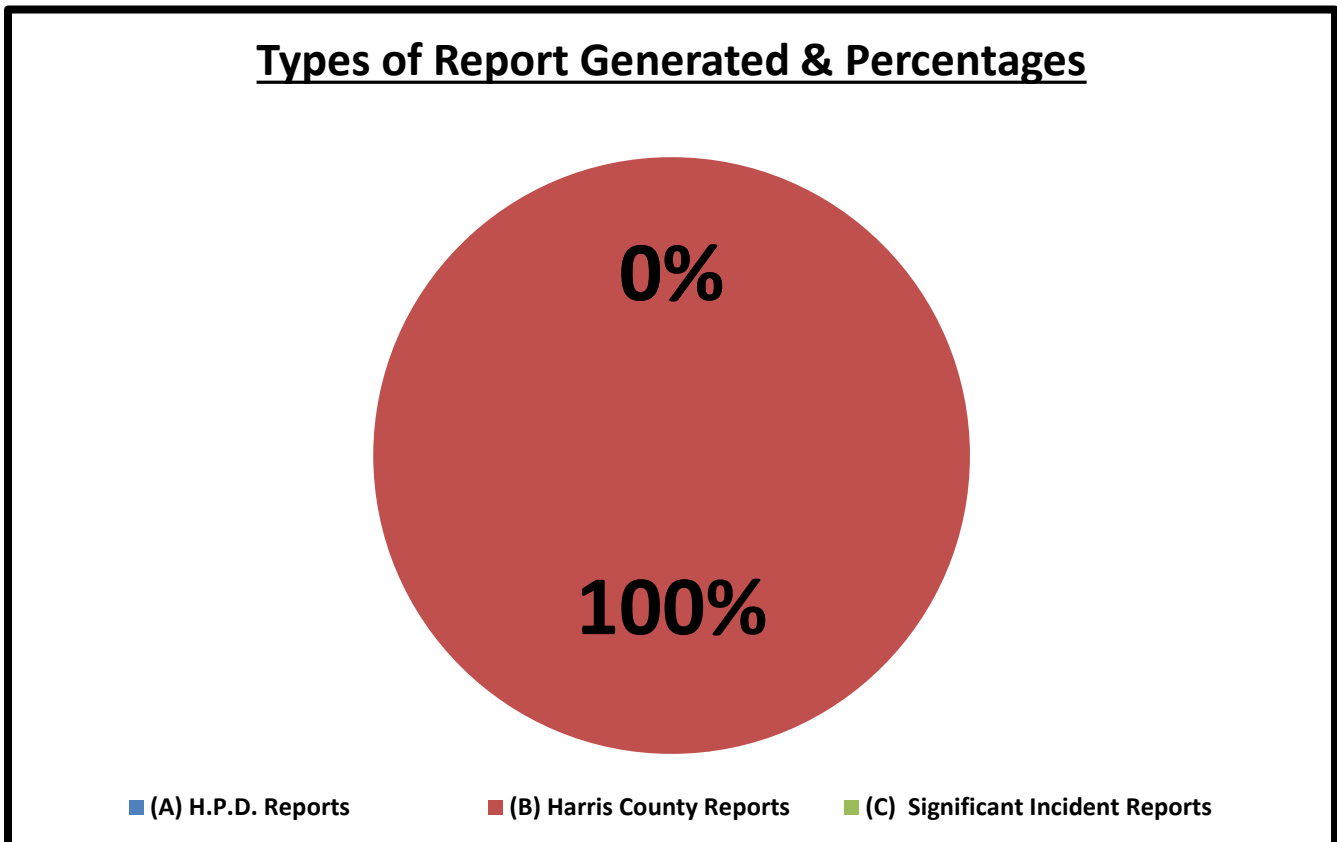
0002

*	<i>Offense/Incident Reports</i>	7S15	7S18	7S29	TOT	AVER
(A)	H.P.D. Reports	0	0	0	0	0.00
(B)	Harris County Reports	1	1	0	2	0.67
(C)	Significant Incident Reports	0	0	0	0	0.00
(D)	<i>Totals</i>	1	1	0	2	0.67

D1. Report Generation Percentages:



D2. Percentages:

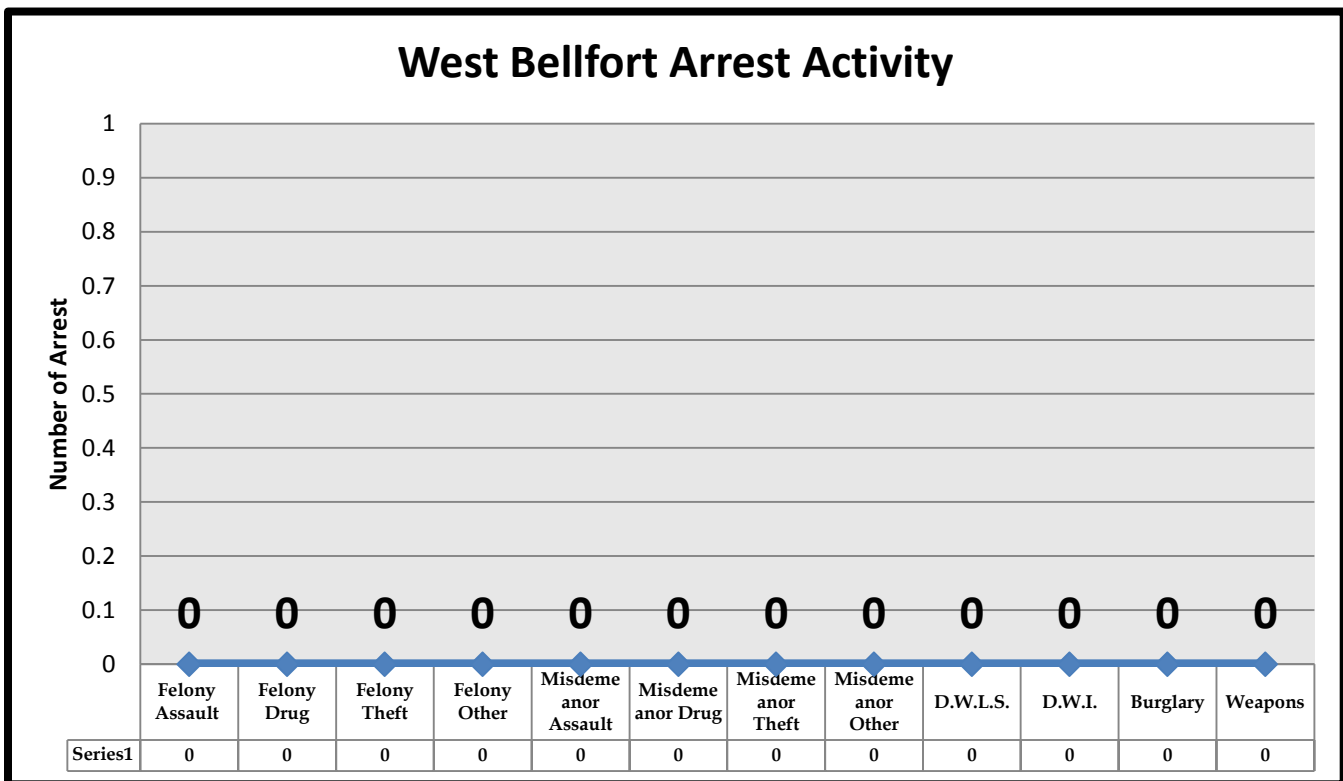


E. Types of Criminal Arrests Monthly Total:

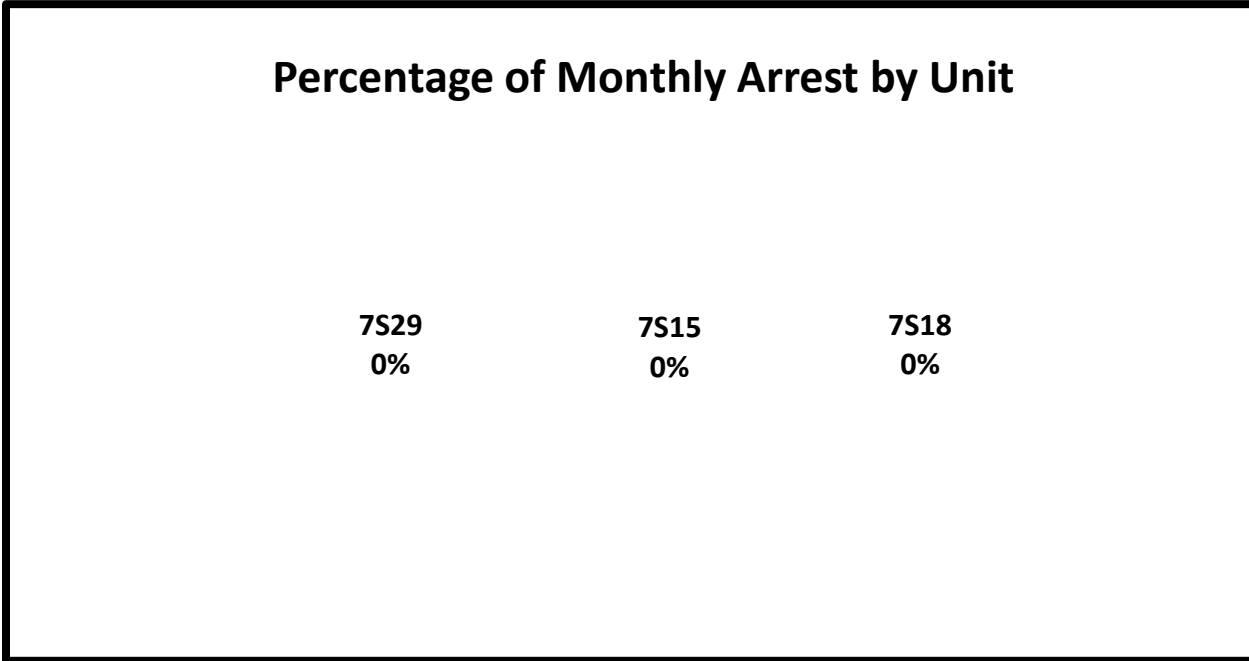
0000

*	Types of Criminal Arrests	7S15	7S18	7S29	TOT	AVER
A	Felony Assault	0	0	0	0	0.00
B	Felony Drug	0	0	0	0	0.00
C	Felony Theft	0	0	0	0	0.00
D	Felony Other	0	0	0	0	0.00
E	Misdemeanor Assault	0	0	0	0	0.00
F	Misdemeanor Drug	0	0	0	0	0.00
G	Misdemeanor Theft	0	0	0	0	0.00
H	Misdemeanor Other	0	0	0	0	0.00
I	D.W.L.S.	0	0	0	0	0.00
J	D.W.I.	0	0	0	0	0.00
K	Burglary	0	0	0	0	0.00
L	Weapons	0	0	0	0	0.00
M	Totals	0	0	0	0	0.00


E1. Types of Criminal Arrests Monthly Total:



E2. Types of Criminal Arrests Monthly Total:



E3. Types of Criminal Arrests Monthly Total:



F. Executed Warrant Monthly Total:

0000

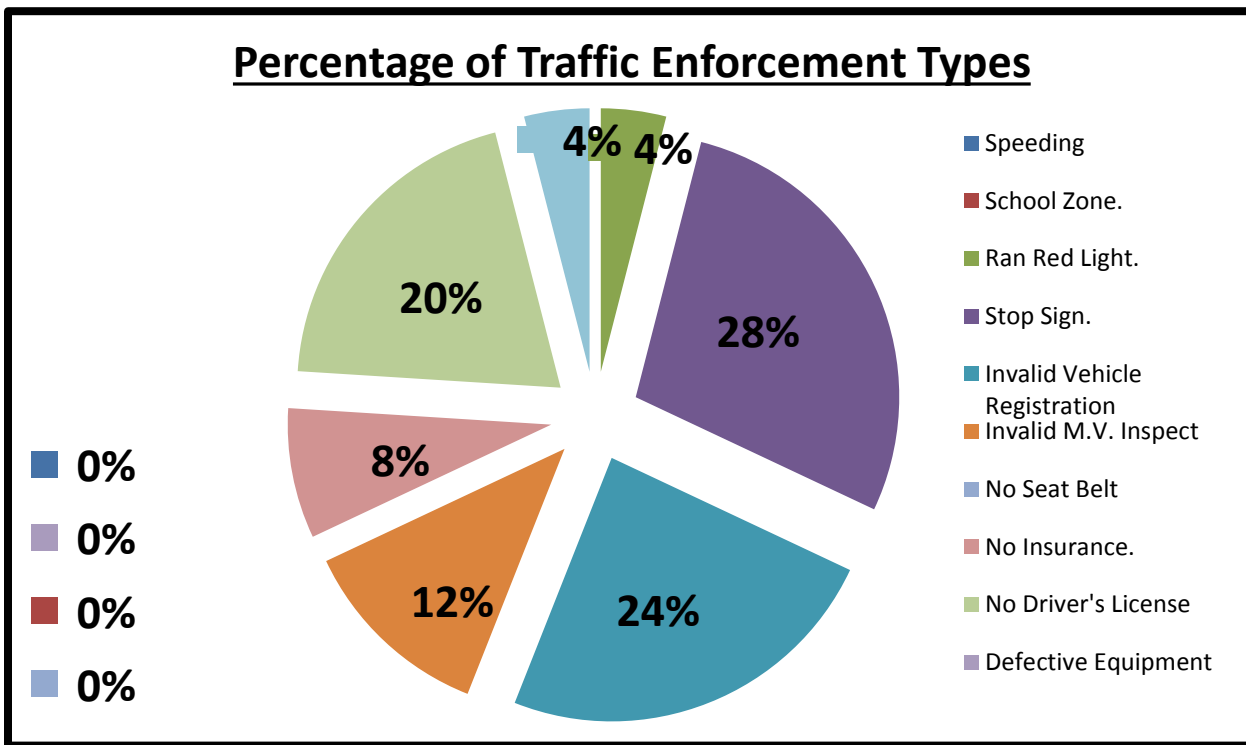
*	<i>Executed Warrants</i>	7S15	7S18	7S29		TOT
(A)	Felony Warrants	0	0	0		0
(B)	Misdemeanor Warrants	0	0	0		0
(C)	<i>Totals</i>	0	0	0		0

G. Traffic Law Enforcement Total:

0051

*	<i>Traffic Enforcement</i>	7S15	7S18	7S29		TOT	AVER
A	Speeding	0	0	0		0	0.00
B	School Zone.	0	0	0		0	0.00
C	Ran Red Light.	0	0	1		1	0.33
D	Stop Sign.	6	1	0		7	2.33
E	Invalid Vehicle Registration	5	1	0		6	2.00
F	Invalid M.V. Inspect	2	1	0		3	1.00
G	No Seat Belt	0	0	0		0	0.00
H	No Insurance.	2	0	0		2	0.67
I	No Driver's License	5	0	0		5	1.67
J	Defective Equipment	0	0	0		0	0.00
K	Other Violation	1	0	0		1	0.33
L	Written Warnings	0	0	0		0	0.00
M	Verbal Warning	18	6	2		26	8.67
N	Citation	21	3	1		25	8.33
O	Total Violations	39	9	3		51	17.00

H. Traffic Law Enforcement Total:



I. Citations vs. Warnings Monthly Total:

0051

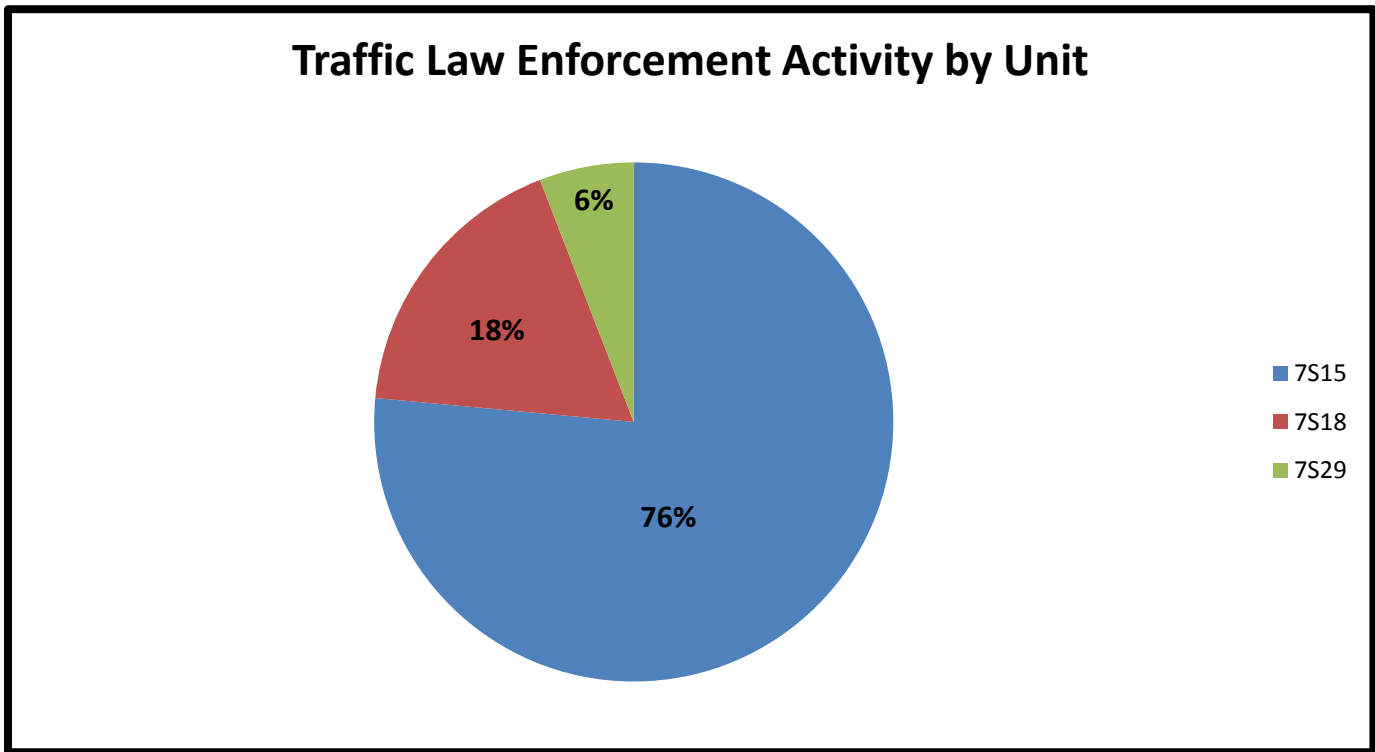
*	<i>Warnings vs. Citations</i>	7S15	7S18	7S29		TOT	AVER
(A)	Written/Verbal Warnings	18	6	2		26	8.67
(B)	Citations	21	3	1		25	8.33
(C)	<i>Totals</i>	39	9	3		51	17.00

J. Sources of Calls for Service Monthly Total:

0554

*	<i>Sources of Calls for Service</i>	7S15	7S18	7S29		TOT	AVER
(A)	On View	82	1	0		83	27.67
(B)	Dispatched	13	6	3		22	7.33
(C)	Self-Initiated	270	79	100		449	149.67
(D)	<i>Totals</i>	365	86	103		554	184.67

J1. Sources of Calls for Service Percentages:



K. Sources of Calls for Service Percentages:

*	Sources of Calls for Service	7S15	7S18	7S29		TOT	AVER
(A)	On View	22%	1%	0%		15%	0.05
(B)	Dispatched	4%	7%	3%		4%	0.01
(C)	Self-Initiated	74%	92%	97%		81%	0.27
(D)	Totals	100%	100%	100%		100%	0.33

L. Free Reserve Personnel Time Utilized in Contract Monthly Total: 0000

*	Free Reserve Personnel Time	7S15	7S18	7S29		TOT	AVER
(A)	Totals	0	0	0		0	0.00

M. Monthly Productivity Analysis Report (M.P.A.R.) - Executive Summary:

*	<i>Toll Road Units</i>	7S15	7S18	7S29		TOT	AVER
1	Patrol Activity	365	87	103		555	185.00
2	Security Checks	274	73	41		388	129.33
3	C.I.T. Interactions	0	0	0		0	0.00
4	Offense/Incident Reports	1	1	0		2	0.67
*	<i>Total Service Calls</i>	640	161	144		945	315.00
5	Criminal Arrests	0	0	0		0	0.00
7	Traffic Law Enforcement	21	3	1		25	8.33
8	Written & Verbal Warnings	18	6	2		26	8.67
*	<i>Enforcement Services Calls</i>	39	9	3		51	17.00

N. Mileage Total:

2126

*	<i>Mileage</i>	7S15	7S18	7S29		TOT	AVER
(A)	<i>Totals</i>	1039	513	574		2126	708.67

N. Incident Summaries:

01.	FEBRUARY 11, 2017	0800 HOURS	TERRORISTIC THREAT		DEPUTY W. NOWLIN III	
	DAYSHIFT:	5600 W/BELLFORT	WB	"M"	HC:	17-0023847
<p>On February 11, 2017, a Saturday, at approximately 0800 hours, I Deputy W. Nowlin III, Unit #87S18 while on patrol in the West Bellfort Contract, I flagged down by a metro bus driver in regards to a suspect threatening to harm him and other passengers on the metro bus. Suspect was arrested and transported to Harris County Jail. A CAD report was generated for this incident. The patrol activity type is "PAT=P".</p>						

02.	FEBRUARY 28, 2017	1900 HOURS	THEFT INVESTIGATION		DEPUTY D. PITTS	
	EVENINGSHIFT:	7700 APACE PLUME	WB	"F"	HC:	17-0033857
<p>On February 28, 2017, a Tuesday, at approximately 1900 hours, I Deputy D. PITS, Unit #87S15 was dispatched to an information call to in regards to the complainant advising someone stole his front license plate off his car on the previous night, February 27, 2017. Complaint had no possible suspect but only wanted to report for information purposes. A report was generated. The patrol activity type is "PAT=U".</p>						

Please note: 87s15 = Deputy D. Pitts, 87s18 = Deputy W. Nowlin and 87s29 = Deputy N. Anton.

Sergeant Jon Meek

Sergeant Jon Meek
Neighborhood Patrol Division, First Line Supervisor
Harris County Constable's Office of Precinct 713-643-6602