



**MAY WALKER**, CONSTABLE  
PRECINCT SEVEN  
HARRIS COUNTY, TEXAS

MAIN OFFICE  
5300 Griggs Road  
Houston, Texas 77021  
PHONE (713) 643-6602  
FAX (713) 643-3401

**Date: March 14, 2017**

From: Sergeant Jon Meek  
Neighborhood Patrol Division, First Line Supervisor  
Harris County Constable's Office of Precinct "7"

To: Property Owners Association  
Board of Directors & Management Company

Subject: Day Shift – Monthly Productivity Analysis Report  
Enclosure: **MPAR – February 2017**  
Distribution: Executive Command Staff & Board of Directors & Management Company

The purpose of this "**Monthly Productivity Analysis Report**" (M.P.A.R.) is to provide the executive command staff with the appropriate data to analyze the productivity of assigned personnel and their shifts' activities to allow for the validation of individual and divisional performance evaluations. With regard to the specific contents of the report, there are 18 distinctive component parts of this report. These components are enumerated below:

- |  |   |
|--|---|
| 01. Patrol Activity Details                | 10. Traffic Enforcement Report                |
| 02. Patrol Activity Analytical Summary     | 11. Trends & Percentages of Traffic           |
| 03. Patrol Activity Percentages & Trends   | 12. Citation & Warning Issuance Review        |
| 04. Security Checks Report                 | 13. Call for Service Report ( <i>C.F.S.</i> ) |
| 05. Security Checks Percentages & Trends   | 14. Trends & Percentages for <i>C.F.S.</i>    |
| 06. Crisis Intervention Disposition Report | 15. Overtime Report (service at no Cost)      |
| 07. Offense/Incident Generation Report     | 16. Reserve Deputy Use (at no Cost)           |
| 08. Criminal Arrest Types Report           | 17. Incident Summarization                    |
| 09. Warrant Execution Report               |   |

A cursory analysis of the statistical data from this report should be demonstrative of the quality of performance of this agency in realizing the contractual obligations and the overall achievement of the goals and objectives of this Agency and the Contract Division.

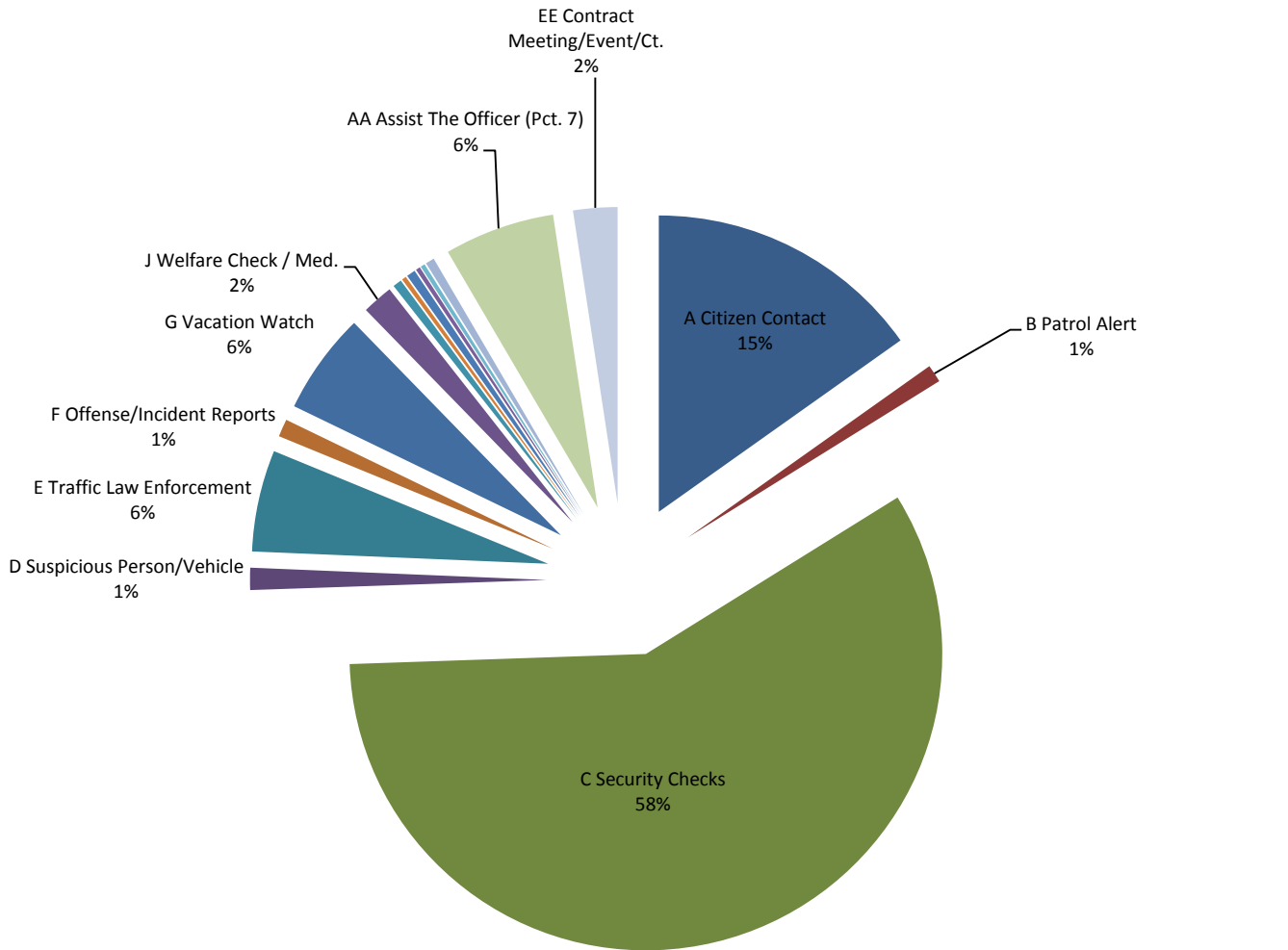
**A. Patrol Activity Monthly Total:**

**0414**

<b>*</b>	<b><i>Patrol Activity Types</i></b>	<b>7S17</b>	<b>7S26</b>	<b>TOT</b>	<b>AVER</b>
<b>A</b>	<b>Citizen Contact</b>	<b>48</b>	<b>15</b>	<b>63</b>	<b>31.50</b>
<b>B</b>	<b>Patrol Alert</b>	<b>0</b>	<b>4</b>	<b>4</b>	<b>2.00</b>
<b>C</b>	<b>Security Checks</b>	<b>78</b>	<b>164</b>	<b>242</b>	<b>121.00</b>
<b>D</b>	<b>Suspicious Person/Vehicle</b>	<b>3</b>	<b>2</b>	<b>5</b>	<b>2.50</b>
<b>E</b>	<b>Traffic Law Enforcement</b>	<b>11</b>	<b>12</b>	<b>23</b>	<b>11.50</b>
<b>F</b>	<b>Offense/Incident Reports</b>	<b>3</b>	<b>0</b>	<b>3</b>	<b>1.50</b>
<b>G</b>	<b>Vacation Watch</b>	<b>13</b>	<b>10</b>	<b>23</b>	<b>11.50</b>
<b>H</b>	<b>Open Door / Window</b>	<b>0</b>	<b>0</b>	<b>0</b>	<b>0.00</b>
<b>I</b>	<b>Assist Contract Citizen</b>	<b>0</b>	<b>0</b>	<b>0</b>	<b>0.00</b>
<b>J</b>	<b>Welfare Check / Med.</b>	<b>3</b>	<b>4</b>	<b>7</b>	<b>3.50</b>
<b>K</b>	<b>Traffic Initiative</b>	<b>0</b>	<b>2</b>	<b>2</b>	<b>1.00</b>
<b>L</b>	<b>Traffic Hazard</b>	<b>1</b>	<b>0</b>	<b>1</b>	<b>0.50</b>
<b>M</b>	<b>Animal Humane</b>	<b>1</b>	<b>1</b>	<b>2</b>	<b>1.00</b>
<b>N</b>	<b>Alarms</b>	<b>0</b>	<b>0</b>	<b>0</b>	<b>0.00</b>
<b>O</b>	<b>Mental Cases (171)</b>	<b>0</b>	<b>0</b>	<b>0</b>	<b>0.00</b>
<b>P</b>	<b>Disturbance</b>	<b>0</b>	<b>1</b>	<b>1</b>	<b>0.50</b>
<b>Q</b>	<b>Criminal Investigation</b>	<b>0</b>	<b>0</b>	<b>0</b>	<b>0.00</b>
<b>R</b>	<b>Follow-up Investigation</b>	<b>0</b>	<b>0</b>	<b>0</b>	<b>0.00</b>
<b>S</b>	<b>Criminal Mischief</b>	<b>0</b>	<b>0</b>	<b>0</b>	<b>0.00</b>
<b>T</b>	<b>Burglary Residence/Vehicle</b>	<b>0</b>	<b>0</b>	<b>0</b>	<b>0.00</b>
<b>U</b>	<b>Theft / Theft of Business</b>	<b>0</b>	<b>0</b>	<b>0</b>	<b>0.00</b>
<b>V</b>	<b>Citizen Assaulted</b>	<b>0</b>	<b>0</b>	<b>0</b>	<b>0.00</b>
<b>W</b>	<b>Robbery of an Individual</b>	<b>1</b>	<b>0</b>	<b>1</b>	<b>0.50</b>
<b>X</b>	<b>Trespass Warning</b>	<b>0</b>	<b>0</b>	<b>0</b>	<b>0.00</b>
<b>Y</b>	<b>Major/Minor Crash</b>	<b>2</b>	<b>0</b>	<b>2</b>	<b>1.00</b>
<b>Z</b>	<b>Child Custody Disputes</b>	<b>0</b>	<b>0</b>	<b>0</b>	<b>0.00</b>
<b>AA</b>	<b>Assist The Officer (Pct. 7)</b>	<b>5</b>	<b>20</b>	<b>25</b>	<b>12.50</b>
<b>BB</b>	<b>Runaway Missing Persons</b>	<b>0</b>	<b>0</b>	<b>0</b>	<b>0.00</b>
<b>CC</b>	<b>Assisted LEA</b>	<b>0</b>	<b>0</b>	<b>0</b>	<b>0.00</b>
<b>DD</b>	<b>Solicitors</b>	<b>0</b>	<b>0</b>	<b>0</b>	<b>0.00</b>
<b>EE</b>	<b>Contract Meeting/Event/Ct.</b>	<b>9</b>	<b>1</b>	<b>10</b>	<b>5.00</b>
<b>*</b>	<b><i>MONTH TOTALS</i></b>	<b>178</b>	<b>236</b>	<b>414</b>	<b>207.00</b>

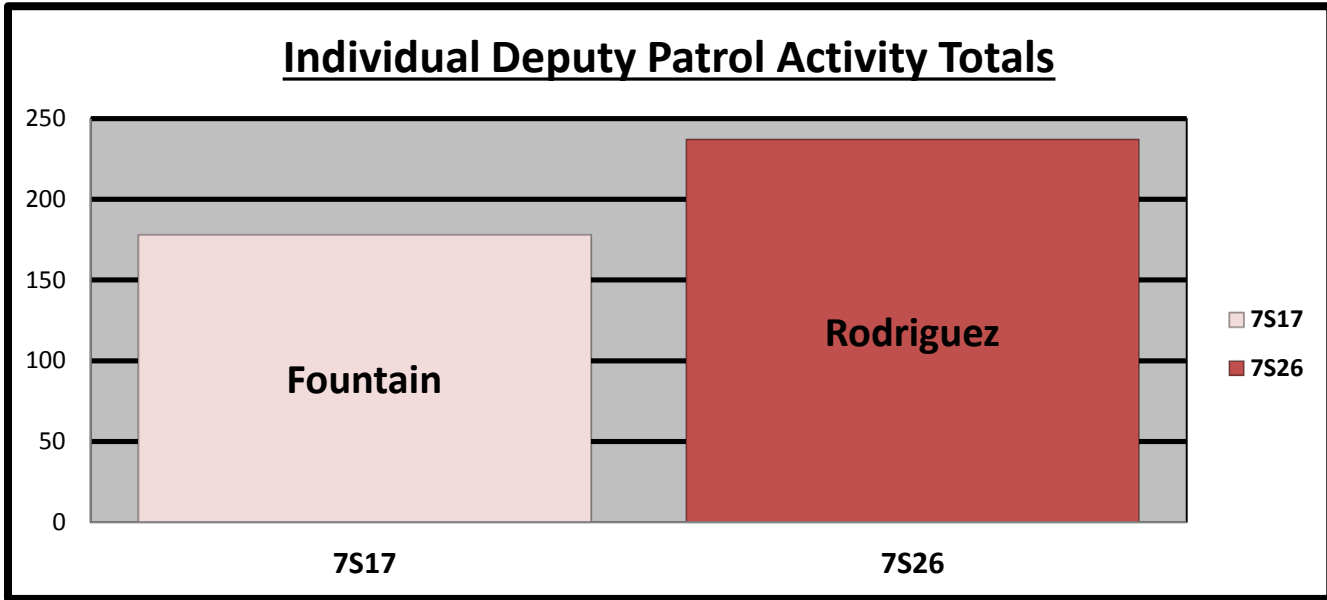
# A1. Patrol Activity Percentage:

## Percentage of Patrol Activity



- |                               |                              |                                  |                                |
|-------------------------------|------------------------------|----------------------------------|--------------------------------|
| ■ A Citizen Contact           | ■ B Patrol Alert             | ■ C Security Checks              | ■ D Suspicious Person/Vehicle  |
| ■ E Traffic Law Enforcement   | ■ F Offense/Incident Reports | ■ G Vacation Watch               | ■ H Open Door / Window         |
| ■ I Assist Contract Citizen   | ■ J Welfare Check / Med.     | ■ K Traffic Initiative           | ■ L Traffic Hazard             |
| ■ M Animal Humane             | ■ N Alarms                   | ■ O Mental Cases (171)           | ■ P Disturbance                |
| ■ Q Criminal Investigation    | ■ R Follow-up Investigation  | ■ S Criminal Mischief            | ■ T Burglary Residence/Vehicle |
| ■ U Theft / Theft of Business | ■ V Citizen Assaulted        | ■ W Robbery of an Individual     | ■ X Trespass Warning           |
| ■ Y Major/Minor Crash         | ■ Z Child Custody Disputes   | ■ AA Assist The Officer (Pct. 7) | ■ BB Runaway Missing Persons   |
| ■ CC Assisted LEA             | ■ DD Solicitors              | ■ EE Contract Meeting/Event/Ct.  |                                |

**A2. Patrol Activity by Braeburn Valley West Personnel:**

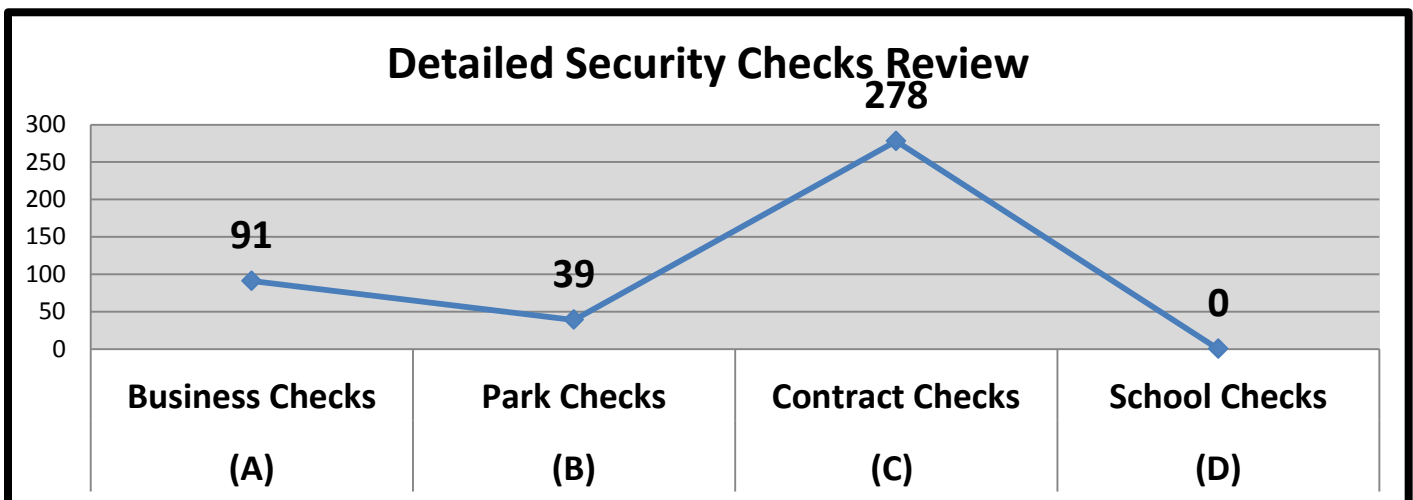


**B. Security Checks Monthly Total:**

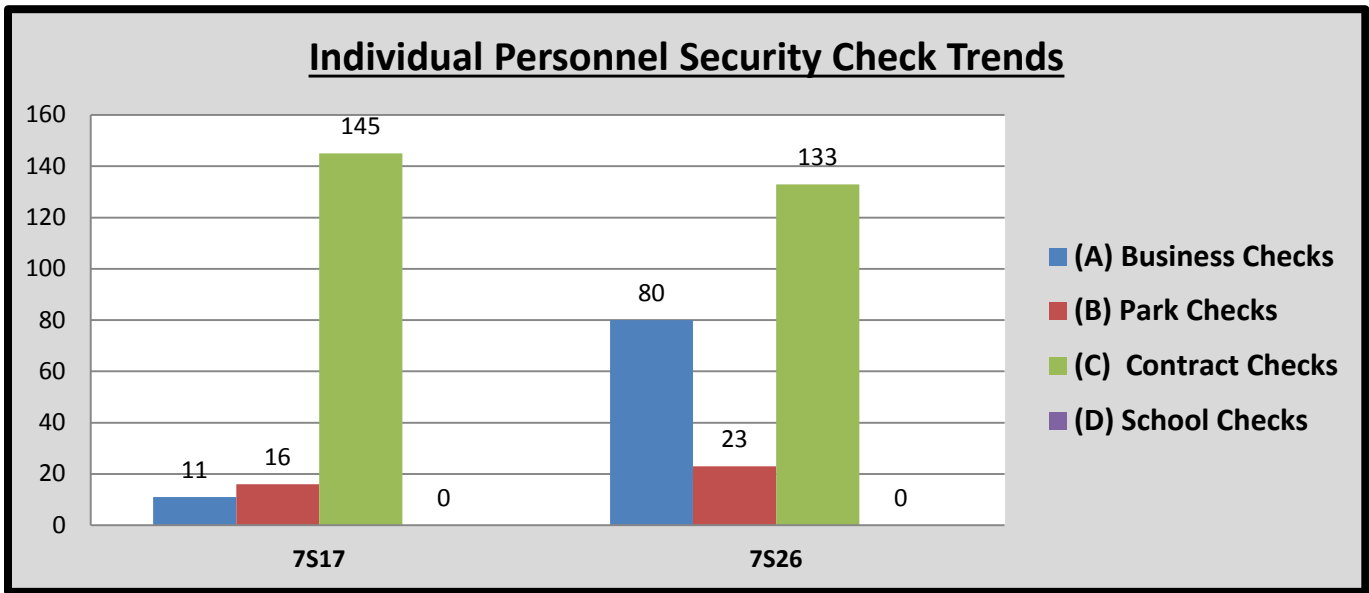
**0408**

*	Security Checks	7S17	7S26	TOT	AVER
(A)	Business Checks	11	80	91	45.50
(B)	Park Checks	16	23	39	19.50
(C)	Contract Checks	145	133	278	139.00
(D)	School Checks	0	0	0	0.00
(E)	Totals	172	236	408	204.00

**B. Detailed Security Checks Monthly:**



**B2. Individual Personnel Security Check Trends:**



**C. CIT/MHO Dispositions Monthly Total:**

**000**

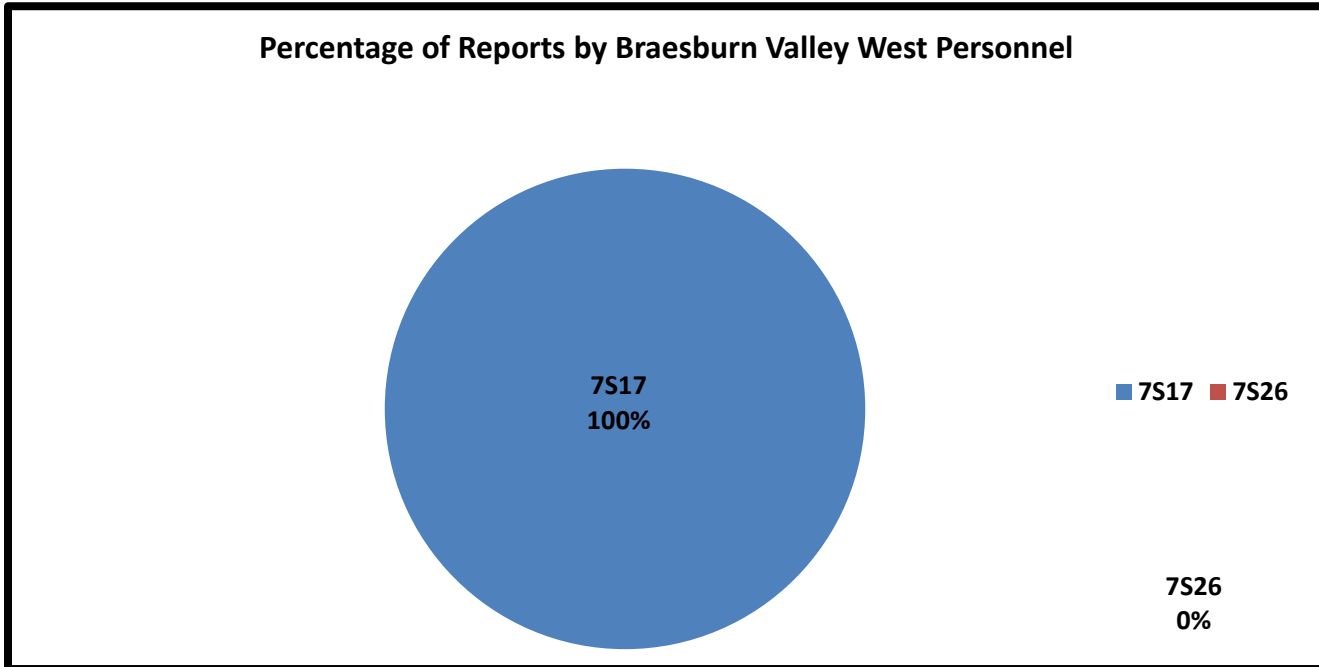
*	<i>C.I.T. Dispositions</i>	7S17	7S26	TOT	AVER
(A)	CIT/MHO Outside Referral	0	0	0	0.00
(B)	CIT/MHO Transport	0	0	0	0.00
(C)	CIT/MHO CIT Contact	0	0	0	0.00
(D)	CIT/MHO Arrest	0	0	0	0.00
(E)	<i>Totals</i>	0	0	0	0.00

**D. Offense/Incident Reports Monthly Total:**

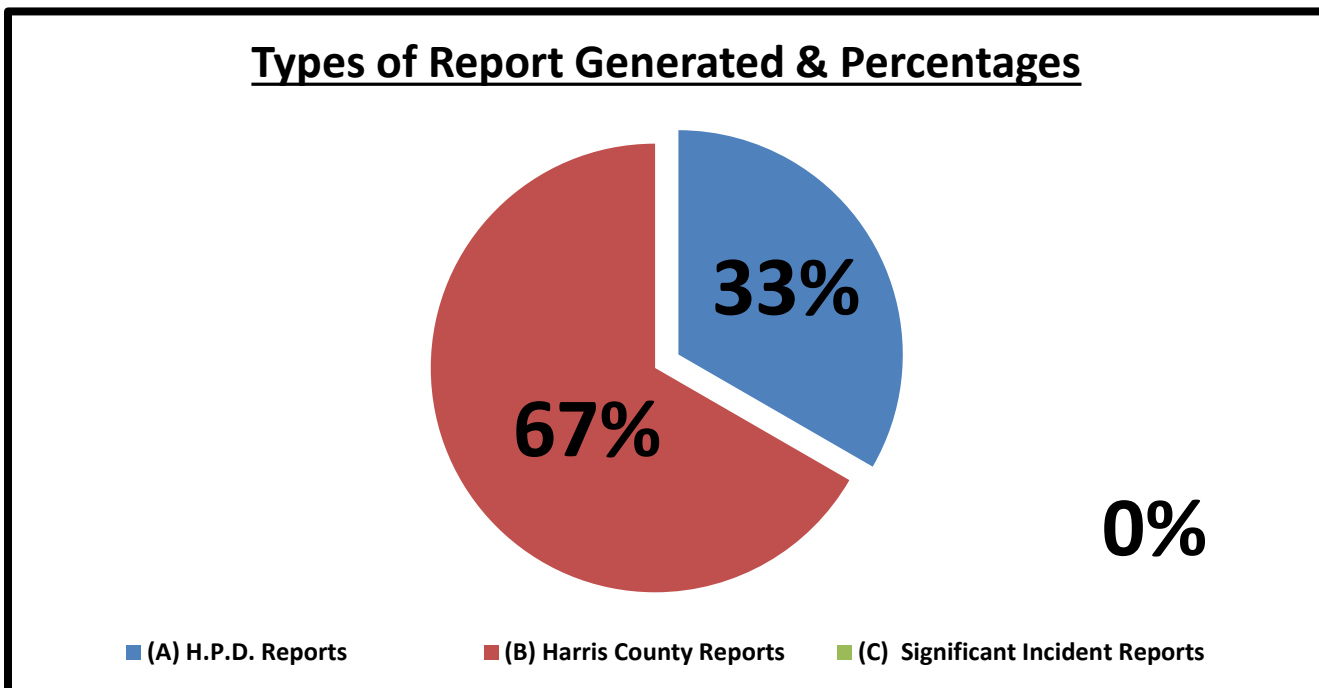
**0003**

*	<i>Offense/Incident Reports</i>	7S17	7S26	TOT	AVER
(A)	H.P.D. Reports	1	0	1	0.50
(B)	Harris County Reports	2	0	2	1.00
(C)	Significant Incident Reports	0	0	0	0.00
(D)	<i>Totals</i>	3	0	3	1.50

## D1. Report Generation Percentages:



## D2. Percentages:

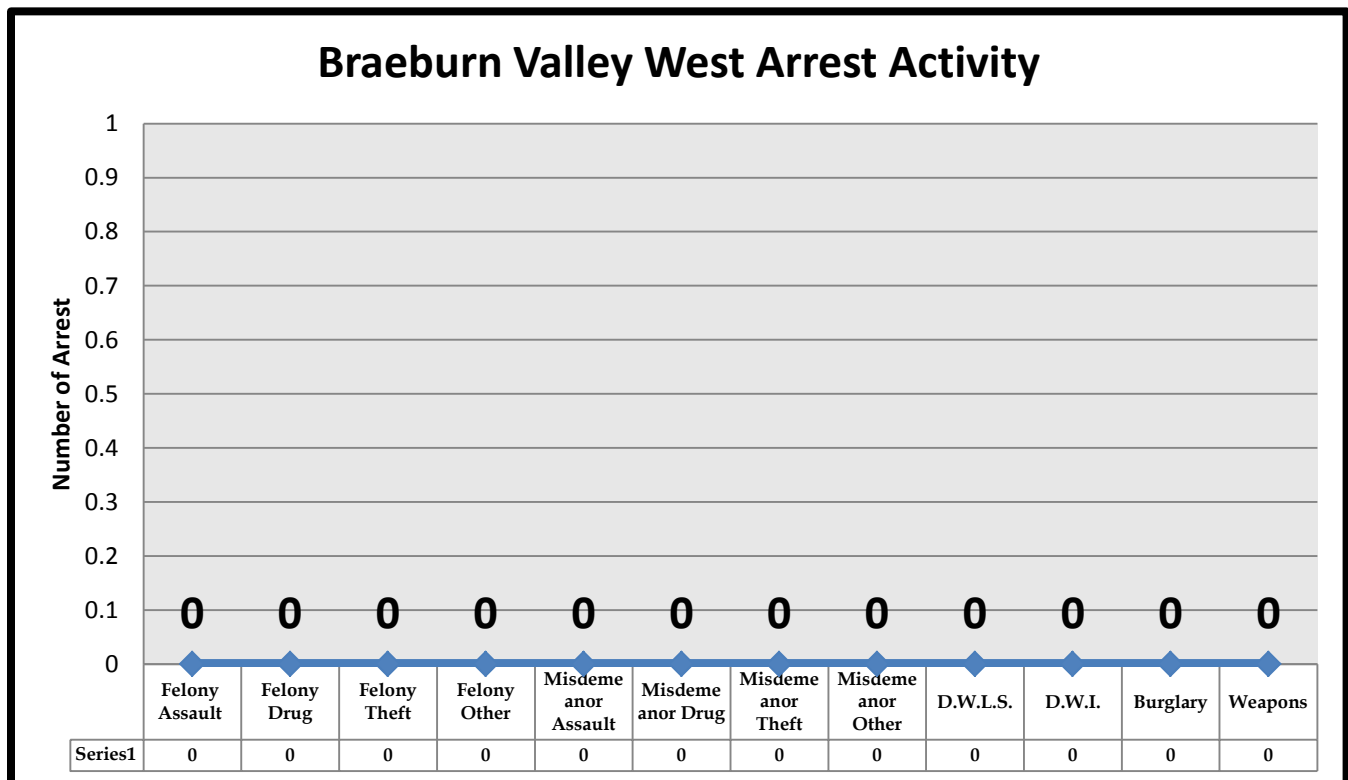


**E. Types of Criminal Arrests Monthly Total:**

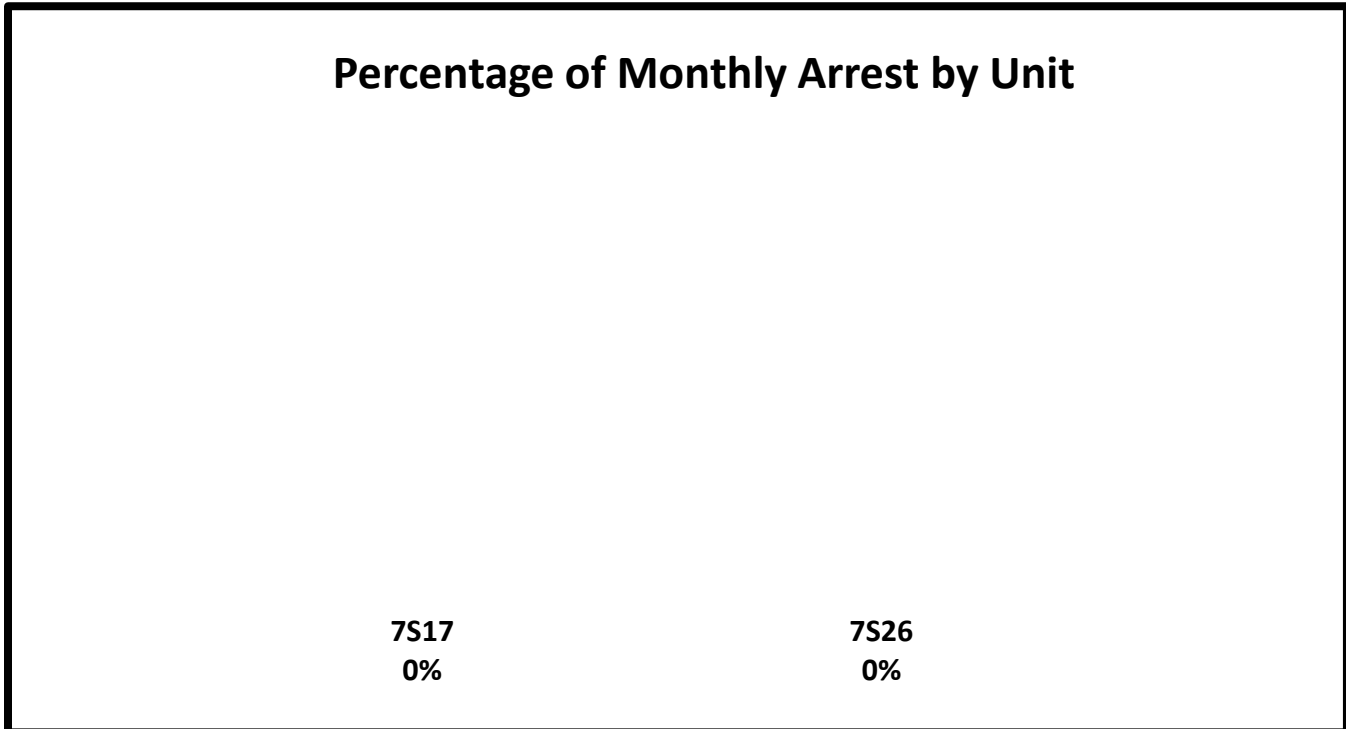
**0000**

*	Types of Criminal Arrests	7S17	7S26	TOT	AVER
A	Felony Assault	0	0	0	0.00
B	Felony Drug	0	0	0	0.00
C	Felony Theft	0	0	0	0.00
D	Felony Other	0	0	0	0.00
E	Misdemeanor Assault	0	0	0	0.00
F	Misdemeanor Drug	0	0	0	0.00
G	Misdemeanor Theft	0	0	0	0.00
H	Misdemeanor Other	0	0	0	0.00
I	D.W.L.S.	0	0	0	0.00
J	D.W.I.	0	0	0	0.00
K	Burglary	0	0	0	0.00
L	Weapons	0	0	0	0.00
M	<i>Totals</i>	0	0	0	0.00


**E1. Types of Criminal Arrests Monthly Total:**



## E2. Types of Criminal Arrests Monthly Total:



## E3. Types of Criminal Arrests Monthly Total:





**F. Executed Warrant Monthly Total:**

**0000**

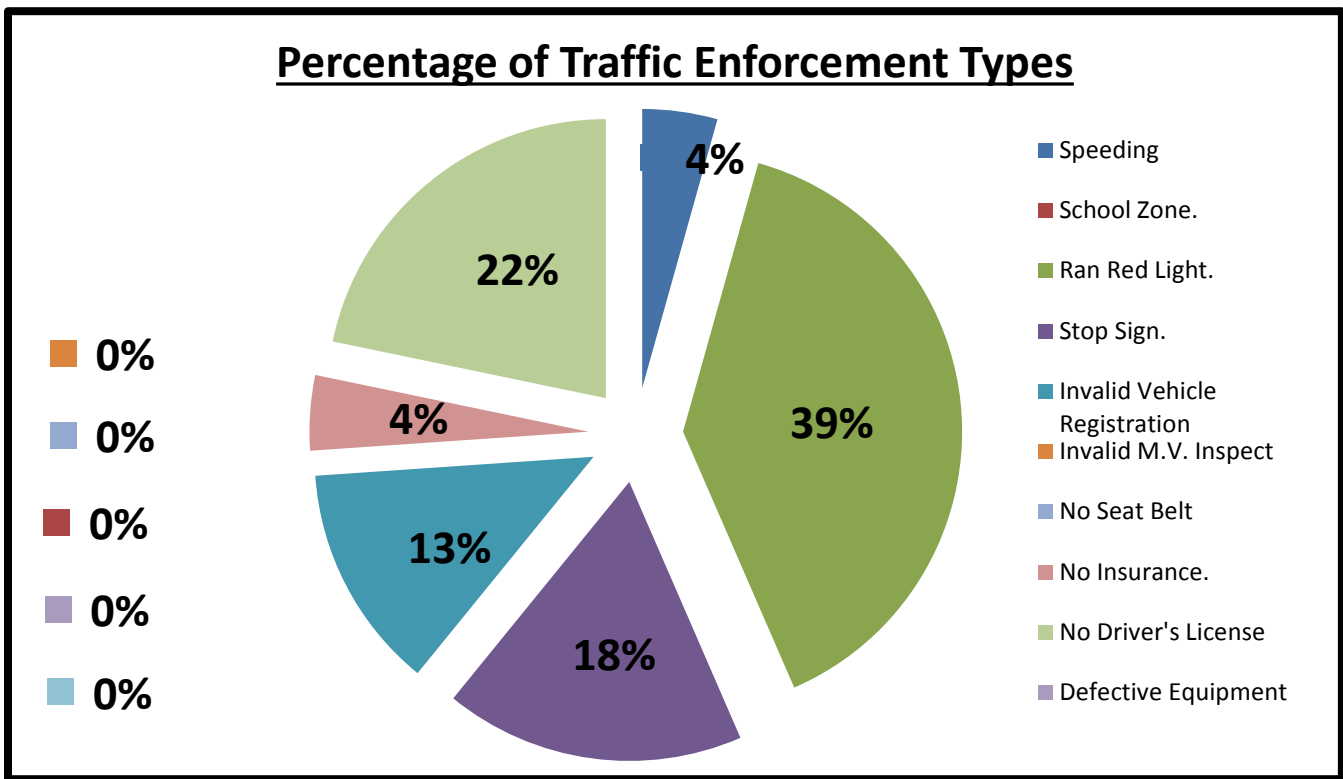
<b>*</b>	<b><i>Executed Warrants</i></b>	<b>7S17</b>	<b>7S26</b>	<b>TOT</b>	<b>AVER</b>
<b>(A)</b>	<b>Felony Warrants</b>	<b>0</b>	<b>0</b>	<b>0</b>	<b>0.00</b>
<b>(B)</b>	<b>Misdemeanor Warrants</b>	<b>0</b>	<b>0</b>	<b>0</b>	<b>0.00</b>
<b>(C)</b>	<b><i>Totals</i></b>	<b>0</b>	<b>0</b>	<b>0</b>	<b>0.00</b>

**G. Traffic Law Enforcement Total:**

**0027**

<b>*</b>	<b><i>Traffic Enforcement</i></b>	<b>7S17</b>	<b>7S26</b>	<b>TOT</b>	<b>AVER</b>
<b>A</b>	<b>Speeding</b>	<b>1</b>	<b>0</b>	<b>1</b>	<b>0.50</b>
<b>B</b>	<b>School Zone.</b>	<b>0</b>	<b>0</b>	<b>0</b>	<b>0.00</b>
<b>C</b>	<b>Ran Red Light.</b>	<b>0</b>	<b>9</b>	<b>9</b>	<b>4.50</b>
<b>D</b>	<b>Stop Sign.</b>	<b>4</b>	<b>0</b>	<b>4</b>	<b>2.00</b>
<b>E</b>	<b>Invalid Vehicle Registration</b>	<b>0</b>	<b>3</b>	<b>3</b>	<b>1.50</b>
<b>F</b>	<b>Invalid M.V. Inspect</b>	<b>0</b>	<b>0</b>	<b>0</b>	<b>0.00</b>
<b>G</b>	<b>No Seat Belt</b>	<b>0</b>	<b>0</b>	<b>0</b>	<b>0.00</b>
<b>H</b>	<b>No Insurance.</b>	<b>0</b>	<b>1</b>	<b>1</b>	<b>0.50</b>
<b>I</b>	<b>No Driver's License</b>	<b>0</b>	<b>5</b>	<b>5</b>	<b>2.50</b>
<b>J</b>	<b>Defective Equipment</b>	<b>0</b>	<b>0</b>	<b>0</b>	<b>0.00</b>
<b>K</b>	<b>Other Violation</b>	<b>0</b>	<b>0</b>	<b>0</b>	<b>0.00</b>
<b>L</b>	<b>Written Warnings</b>	<b>0</b>	<b>0</b>	<b>0</b>	<b>0.00</b>
<b>M</b>	<b>Verbal Warning</b>	<b>1</b>	<b>3</b>	<b>4</b>	<b>2.00</b>
<b>N</b>	<b>Citation</b>	<b>5</b>	<b>18</b>	<b>23</b>	<b>11.50</b>
<b>O</b>	<b>Total Violations</b>	<b>6</b>	<b>21</b>	<b>27</b>	<b>13.50</b>

**H. Traffic Law Enforcement Total:**



**I. Citations vs. Warnings Monthly Total:**

**0027**

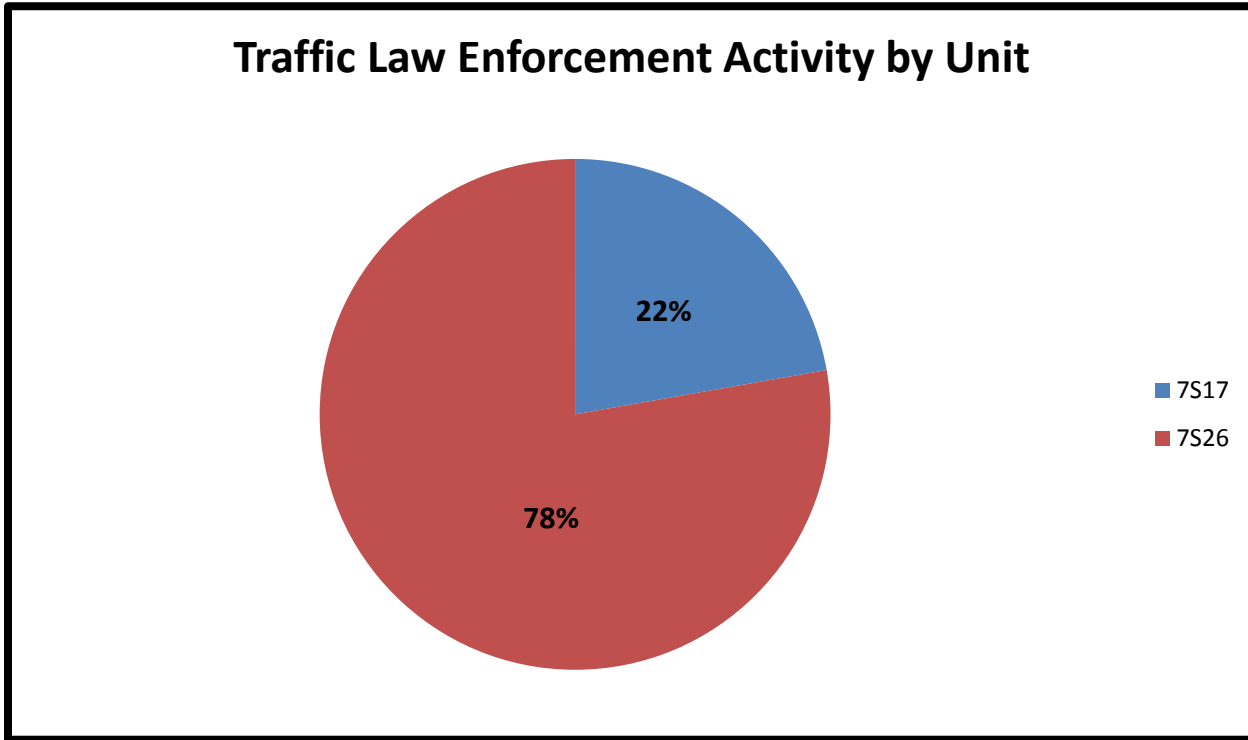
*	<i>Warnings vs. Citations</i>	7S17	7S26	TOT	AVER
(A)	Written/Verbal Warnings	1	3	4	2.00
(B)	Citations	5	18	23	11.50
(C)	<i>Totals</i>	6	21	27	13.50

**J. Sources of Calls for Service Monthly Total:**

**0411**

*	<i>Sources of Calls for Service</i>	7S17	7S26	TOT	AVER
(A)	On View	14	0	14	7.00
(B)	Dispatched	10	6	16	8.00
(C)	Self-Initiated	151	230	381	190.50
(D)	<i>Totals</i>	175	236	411	82.20

**J1. Sources of Calls for Service Percentages:**



**K. Sources of Calls for Service Percentages:**

*	Sources of Calls for Service	7S17	7S26	TOT	AVER
(A)	On View	8%	0%	3%	0.02
(B)	Dispatched	6%	3%	4%	0.02
(C)	Self-Initiated	86%	97%	93%	0.46
(D)	<i>Totals</i>	100%	100%	100%	0.50

**L. Free Reserve Personnel Time Utilized in Contract Monthly Total: 0000**

*	Free Reserve Personnel Time	7S17	7S26	TOT	AVER
(A)	<i>Totals</i>	0	0	0	0.00

**M. Monthly Productivity Analysis Report (M.P.A.R.) - Executive Summary:**

*	<i>Toll Road Units</i>	7S17	7S26	TOT	AVER
<b>1</b>	Patrol Activity	179	236	415	207.50
<b>2</b>	Security Checks	172	236	408	204.00
<b>3</b>	C.I.T. Interactions	0	0	0	0.00
<b>4</b>	Offense/Incident Reports	4	0	4	2.00
*	<i>Total Service Calls</i>	355	472	827	413.50
<b>5</b>	Criminal Arrests	0	0	0	0.00
<b>7</b>	Traffic Law Enforcement	5	18	23	11.50
<b>8</b>	Written & Verbal Warnings	1	3	4	2.00
*	<i>Enforcement Services Calls</i>	6	21	27	13.50

**N. Mileage Total: 2024**

*	<i>Mileage</i>	7S17	7S26	TOT	AVER
(A)	<i>Totals</i>	883	1141	2024	1012

**N. Incident Summaries:**

<b>01.</b>	<b>FEBRUARY 12, 2017</b>	<b>1800 HOURS</b>	<b>ROBBERY</b>			<b>DEPUTY U. FOUNTAIN</b>	
	<b>DAYSHIFT:</b>	<b>9300 MEAUX DRIVE</b>	<b>BBVW</b>	<b>"F"</b>	<b>HPD:</b>	<b>019139717</b>	
<p>On February 12, 2017, a <b>Sunday</b>, at approximately 10:35 hours, while on patrol in "Braeburn Valley" I was dispatched to a Robbery of a person at the 9300 Meaux Dr., unknown male stolen wallet from resident and flashed a handgun. No suspect information, no arrest. The patrol activity type is "PAT=W".</p>							

<b>02.</b>	<b>FEBRUARY 19, 2017</b>	<b>1100 HOURS</b>	<b>CRIMINAL MISCHIEF</b>			<b>DEPUTY U. FOUNTAIN</b>	
	<b>DAYSHIFT:</b>	<b>9100 SPELLMAN RD</b>	<b>BBVW</b>	<b>"M"</b>	<b>HC:</b>	<b>17-0028410</b>	
<p>On February 19, 2017, a <b>Sunday</b>, at approximately 11:11 hours, while on patrol in "Braeburn Valley" I was flagged down at the 9100 Spellman rd. to a criminal mischief. Front lawn was damaged, vehicle lost bumper with plate attached. Suspect was issued a citation. The patrol activity type is "PAT=S".</p>							

<b>03.</b>	<b>FEBRUARY 21, 2017</b>	<b>1100 HOURS</b>	<b>MINOR ACCIDENT</b>			<b>DEPUTY U. FOUNTAIN</b>	
	<b>DAYSHIFT:</b>	<b>PLAINFIELD/SPELLM</b>	<b>BBVW</b>	<b>"M"</b>	<b>HC:</b>	<b>17-0029424</b>	
	On February 21, 2017, a Tuesday, at approximately 11:11 hours, while on patrol in "Braeburn Valley" I was on viewed a crash at Plainfield/Spellman. White box turned from the wrong lane cause a crash. The patrol activity type is "PAT=Y".						

*Please note: 87s17 = Deputy U. Fountain and 87s26 = Deputy M. Rodriguez.*

## *Sergeant Jon Meek*

Sergeant Jon Meek  
 Neighborhood Patrol Division, First Line Supervisor  
 Harris County Constable's Office of Precinct 713-643-6602