



MAY WALKER, CONSTABLE
PRECINCT SEVEN
HARRIS COUNTY, TEXAS

MAIN OFFICE
5300 Griggs Road
Houston, Texas 77021
PHONE (713) 643-6602
FAX (713) 643-3401

Date: January 11, 2020

From: Sergeant Odell Haynes
Contract Sergeant, Field Operations
Harris County Constable's Office of Precinct "7"

To: Midtown Management District
Public Safety Committee & Midtown Management Board of Directors

Subject: December Monthly Productivity Analysis Report
Enclosure: **MPAR – December 2019**
Distribution: Executive Command Staff & Board of Directors & Management Company

The purpose of this "**Monthly Productivity Analysis Report**" (M.P.A.R.) is to provide the executive command staff with the appropriate data to analyze the productivity of assigned personnel and their shifts' activities to allow for the validation of individual and divisional performance evaluations. With regard to the specific contents of the report, there are 18 distinctive component parts of this report. These components are enumerated below:

- | | |
|--|---|
| 01. Patrol Activity Details | 10. Traffic Enforcement Report |
| 02. Patrol Activity Analytical Summary | 11. Trends & Percentages of Traffic |
| 03. Patrol Activity Percentages & Trends | 12. Citation & Warning Issuance Review |
| 04. Security Checks Report | 13. Call for Service Report (<i>C.F.S.</i>) |
| 05. Security Checks Percentages & Trends | 14. Trends & Percentages for <i>C.F.S.</i> |
| 06. Crisis Intervention Disposition Report | 15. Overtime Report (service at no Cost) |
| 07. Offense/Incident Generation Report | 16. Reserve Deputy Use (at no Cost) |
| 08. Criminal Arrest Types Report | 17. Incident Summarization |
| 09. Warrant Execution Report | 18. Hotspot Report Data Review |

A cursory analysis of the statistical data from this report should be demonstrative of the quality of performance of this agency in realizing the contractual obligations and the overall achievement of the goals and objectives of this Agency and the Contract Division.

1629 total miles were driven, and the shift responded to **581** total service calls and conducted **000** crash investigations. The shift issued **00** traffic citations, made **06** arrests and handled **013** enforcement service-related calls.

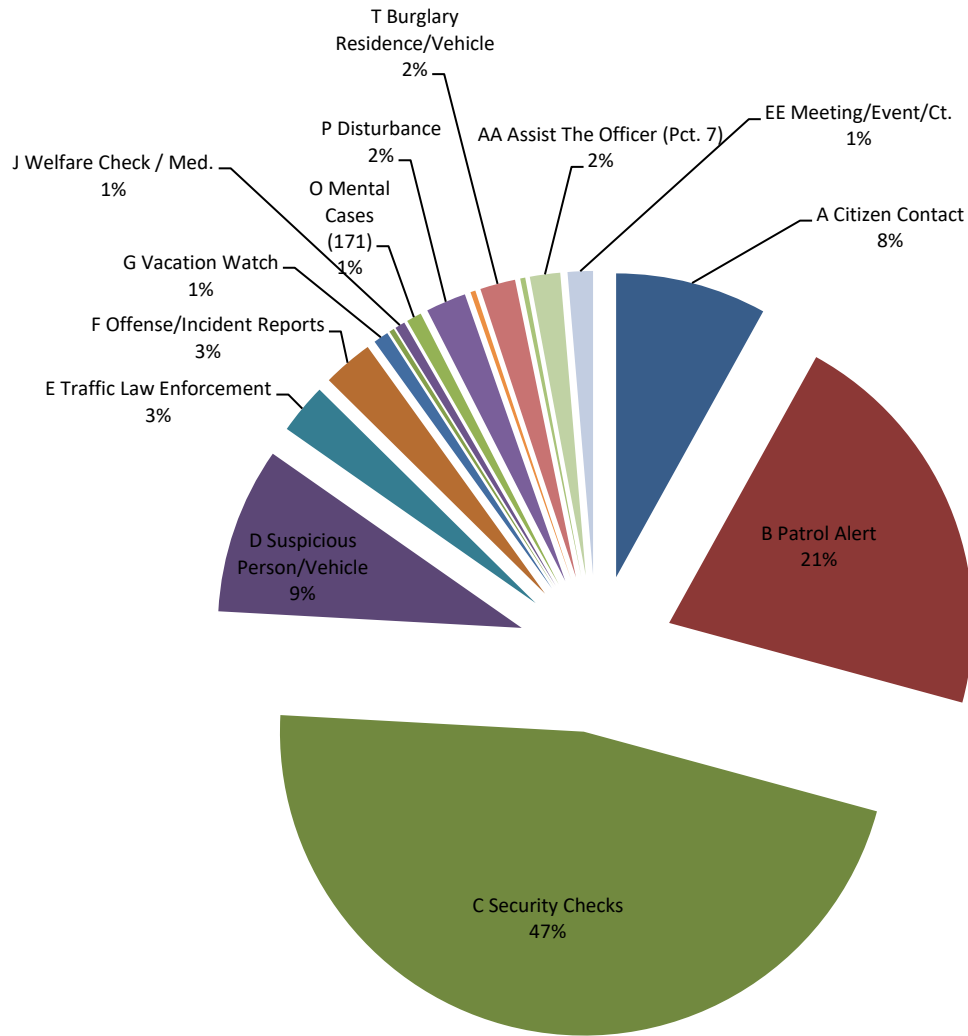
A. Patrol Activity Monthly Total:

0374

*	Patrol Activity Types	87S12	7S14	7S24	7S34	TOT	AVER	%
A	Citizen Contact	1	1	25	3	30	6.0	8%
B	Patrol Alert	0	12	0	67	79	15.8	21%
C	Security Checks	35	103	15	21	174	34.8	47%
D	Suspicious Person/Vehicle	3	14	12	4	33	6.6	9%
E	Traffic Law Enforcement	0	3	1	6	10	2.0	3%
F	Offense/Incident Reports	2	4	3	2	11	2.2	3%
G	Vacation Watch	0	0	0	3	3	0.6	1%
H	Open Door / Window	0	0	0	0	0	0.0	0%
I	Assist Contract Citizen	0	0	0	1	1	0.2	0%
J	Welfare Check / Med.	0	1	0	1	2	0.4	1%
K	Traffic Initiative	0	0	0	0	0	0.0	0%
L	Traffic Hazard	0	0	0	0	0	0.0	0%
M	Animal Humane	0	0	0	0	0	0.0	0%
N	Alarms	0	0	0	0	0	0.0	0%
O	Mental Cases (171)	0	2	1	0	3	0.6	1%
P	Disturbance	1	2	3	2	8	1.6	2%
Q	Criminal Investigation	0	0	0	0	0	0.0	0%
R	Follow-up Investigation	0	1	0	0	1	0.2	0%
S	Criminal Mischief	0	0	0	0	0	0.0	0%
T	Burglary Residence/Vehicle	2	3	1	1	7	1.4	2%
U	Theft / Theft of Business	0	1	0	0	1	0.2	0%
V	Citizen Assaulted	0	0	0	0	0	0.0	0%
W	Robbery of an Individual	0	0	0	0	0	0.0	0%
X	Trespass Warning	0	0	0	0	0	0.0	0%
Y	Major/Minor Crash	0	0	0	0	0	0.0	0%
Z	Child Custody Disputes	0	0	0	0	0	0.0	0%
AA	Assist The Officer (Pct. 7)	0	3	0	3	6	1.2	2%
BB	Runaway Missing Persons	0	0	0	0	0	0.0	0%
CC	Assisted LEA	0	0	0	0	0	0.0	0%
DD	Solicitors	0	0	0	0	0	0.0	0%
EE	Meeting/Event/Ct.	1	4	0	0	5	1.0	1%
0								
*	MONTH TOTALS	45	154	61	114	374	74.8	100%

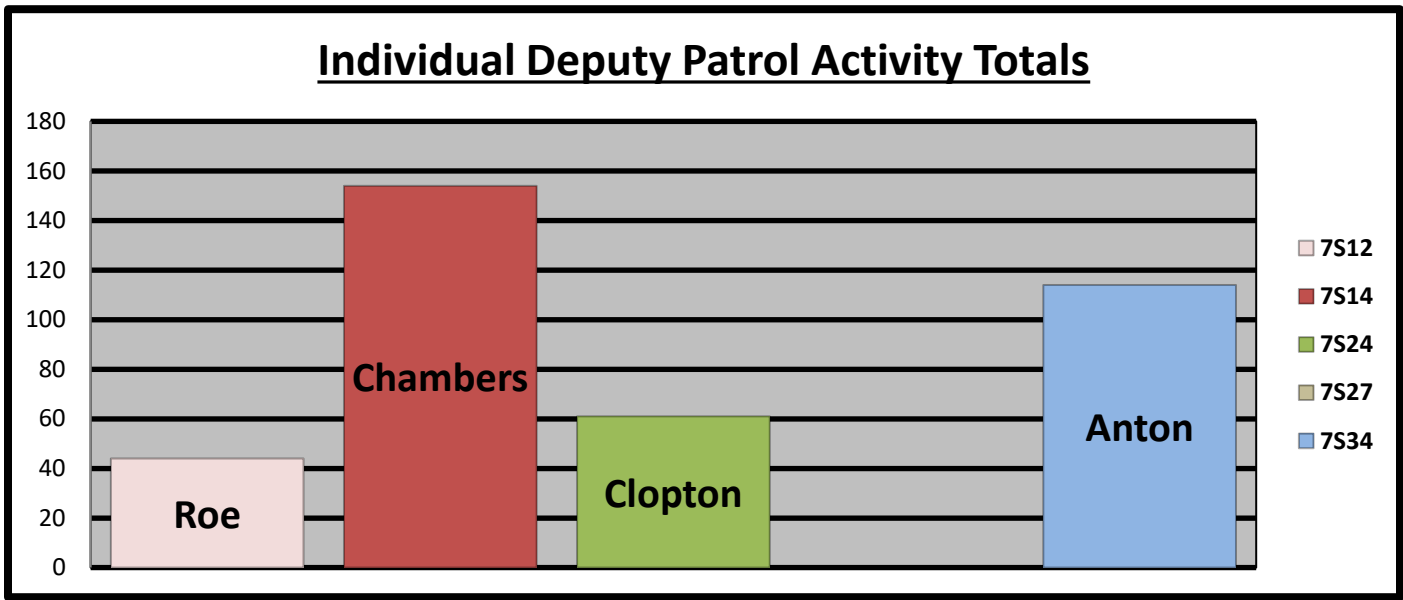
A1. Patrol Activity Percentage:

Percentage of Patrol Activity



- | | | | |
|-------------------------------|------------------------------|----------------------------------|--------------------------------|
| ■ A Citizen Contact | ■ B Patrol Alert | ■ C Security Checks | ■ D Suspicious Person/Vehicle |
| ■ E Traffic Law Enforcement | ■ F Offense/Incident Reports | ■ G Vacation Watch | ■ H Open Door / Window |
| ■ I Assist Contract Citizen | ■ J Welfare Check / Med. | ■ K Traffic Initiative | ■ L Traffic Hazard |
| ■ M Animal Humane | ■ N Alarms | ■ O Mental Cases (171) | ■ P Disturbance |
| ■ Q Criminal Investigation | ■ R Follow-up Investigation | ■ S Criminal Mischief | ■ T Burglary Residence/Vehicle |
| ■ U Theft / Theft of Business | ■ V Citizen Assaulted | ■ W Robbery of an Individual | ■ X Trespass Warning |
| ■ Y Major/Minor Crash | ■ Z Child Custody Disputes | ■ AA Assist The Officer (Pct. 7) | ■ BB Runaway Missing Persons |
| ■ CC Assisted LEA | ■ DD Solicitors | ■ EE Meeting/Event/Ct. | |

B. Patrol Activity by Midtown Management District Personnel:

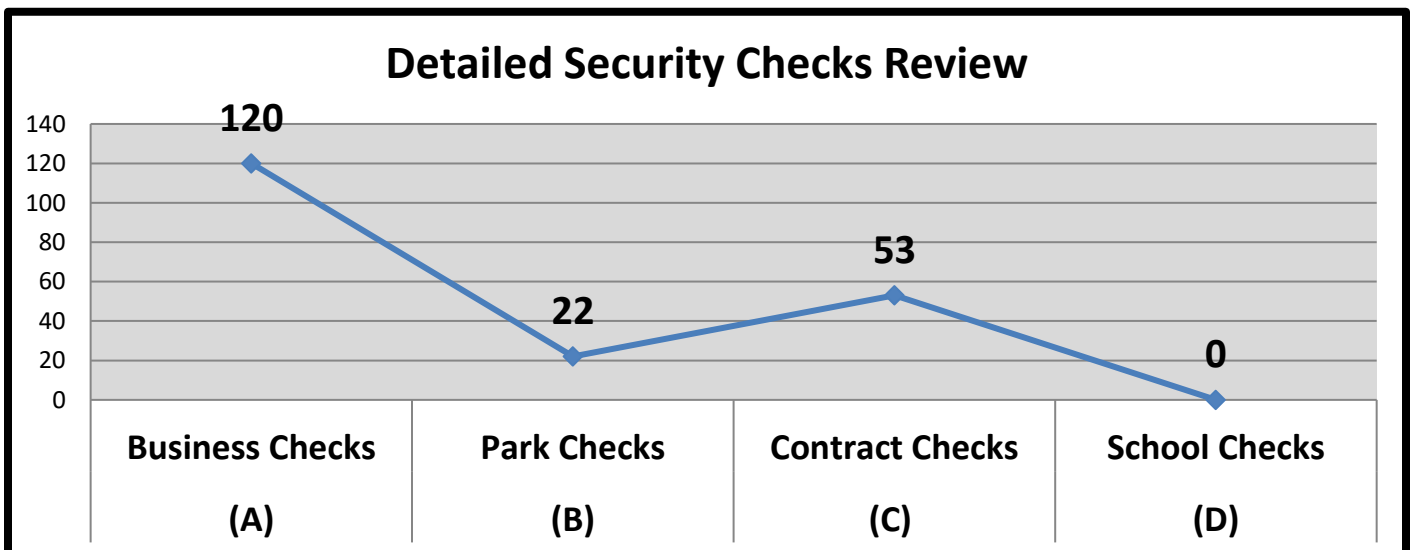


C. Security Checks Monthly Total:

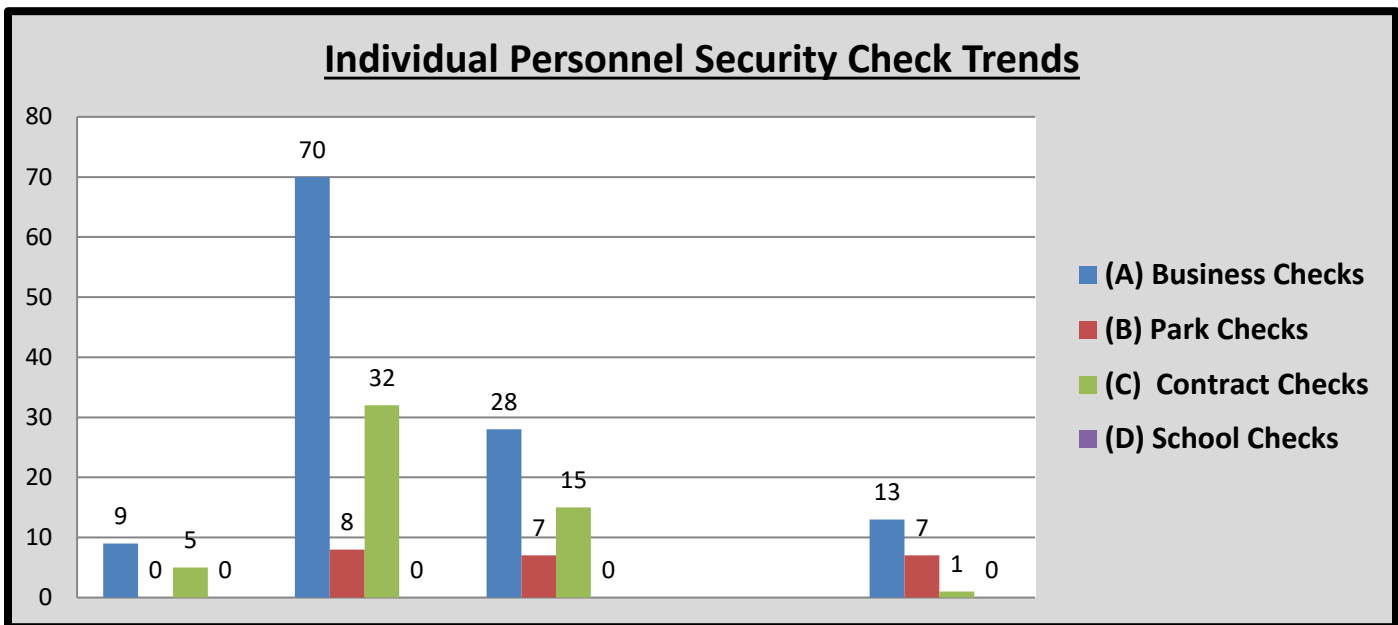
195

*	Security Checks	7S12	7S14	7S24	7S34	TOT	AVER	%
(A)	Business Checks	9	70	28	13	120	24.0	62%
(B)	Park Checks	0	8	7	7	22	4.4	11%
(C)	Contract Checks	5	32	15	1	53	10.6	27%
(D)	School Checks	0	0	0	0	0	0.0	0%
(E)	<i>Totals</i>	14	110	50	21	195	39.0	100%

D. Detailed Security Checks Monthly:



E. Individual Personnel Security Check Trends:



F. CIT/MHO Dispositions Monthly Total:

001

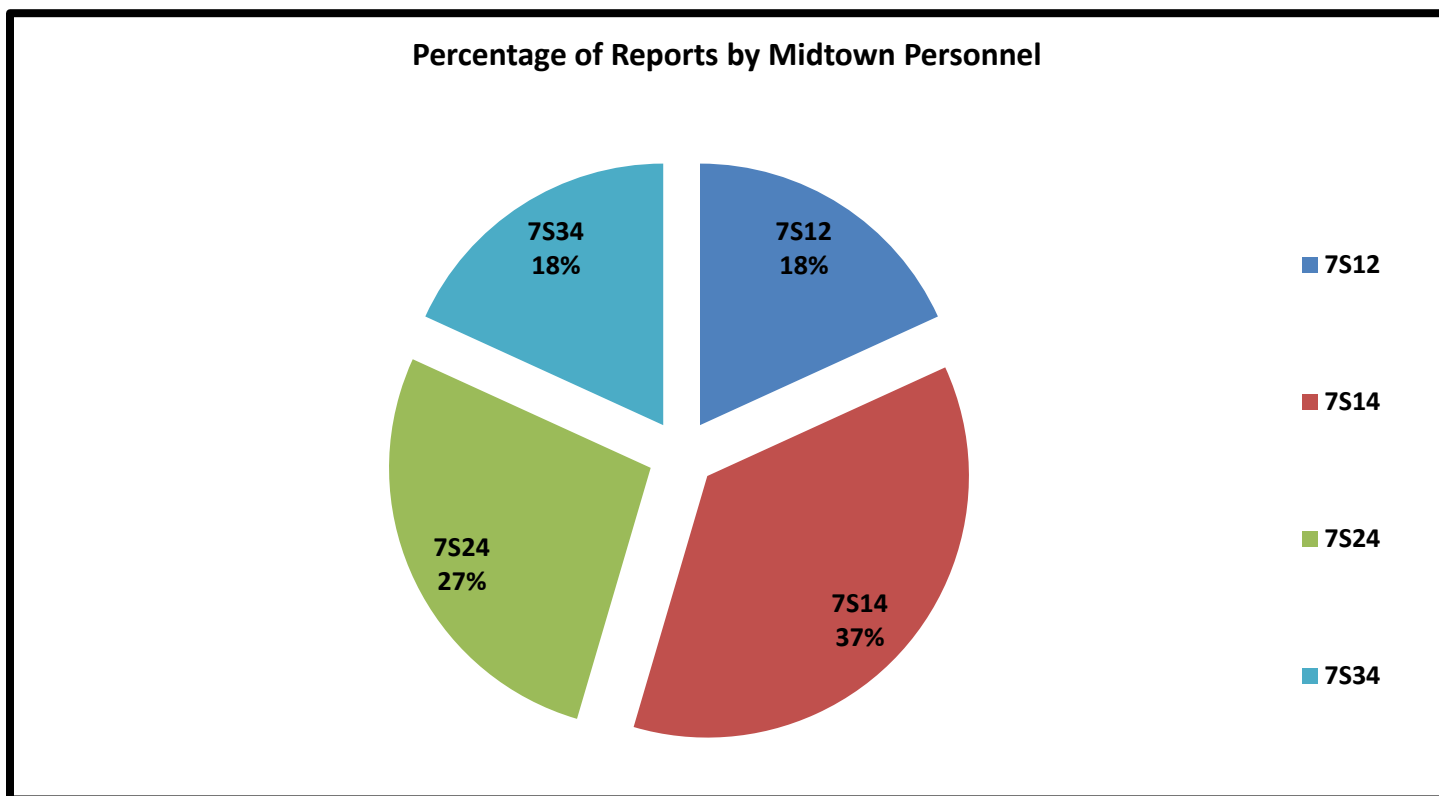
*	<i>C.I.T. Dispositions</i>	87S12	7S14	7S24	7S34	TOT	AVER	%
(A)	CIT/MHO Outside Referral	0	0	0	0	0	0.0	0%
(B)	CIT/MHO Transport	0	0	0	0	0	0.0	0%
(C)	CIT/MHO CIT Contact	0	0	0	0	0	0.0	0%
(D)	CIT/MHO Arrest	0	1	0	0	1	0.2	100%
(E)	<i>Totals</i>	0	1	0	0	1	0.2	100%

G. Offense/Incident Reports Monthly Total:

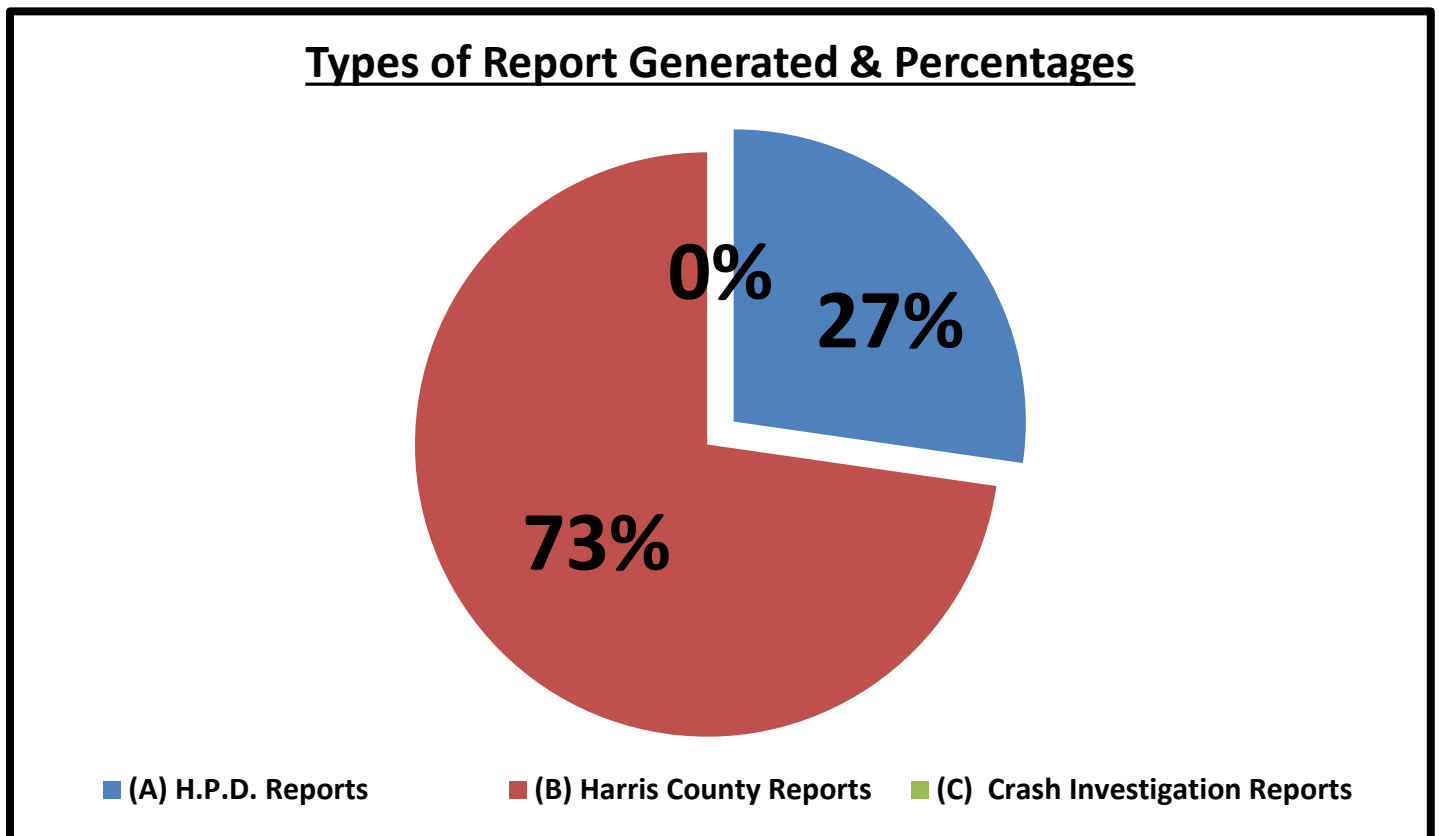
011

*	<i>Offense/Incident Reports</i>	87S12	7S14	7S24	7S34	TOT	AVER	%
(A)	H.P.D. Reports	0	2	1	0	3	0.6	27%
(B)	Harris County Reports	2	2	2	2	8	1.6	73%
(C)	Crash Investigation Reports	0	0	0	0	0	0.0	0%
(D)	<i>Totals</i>	2	4	3	2	11	2.2	100%

H. Report Generation Percentages:



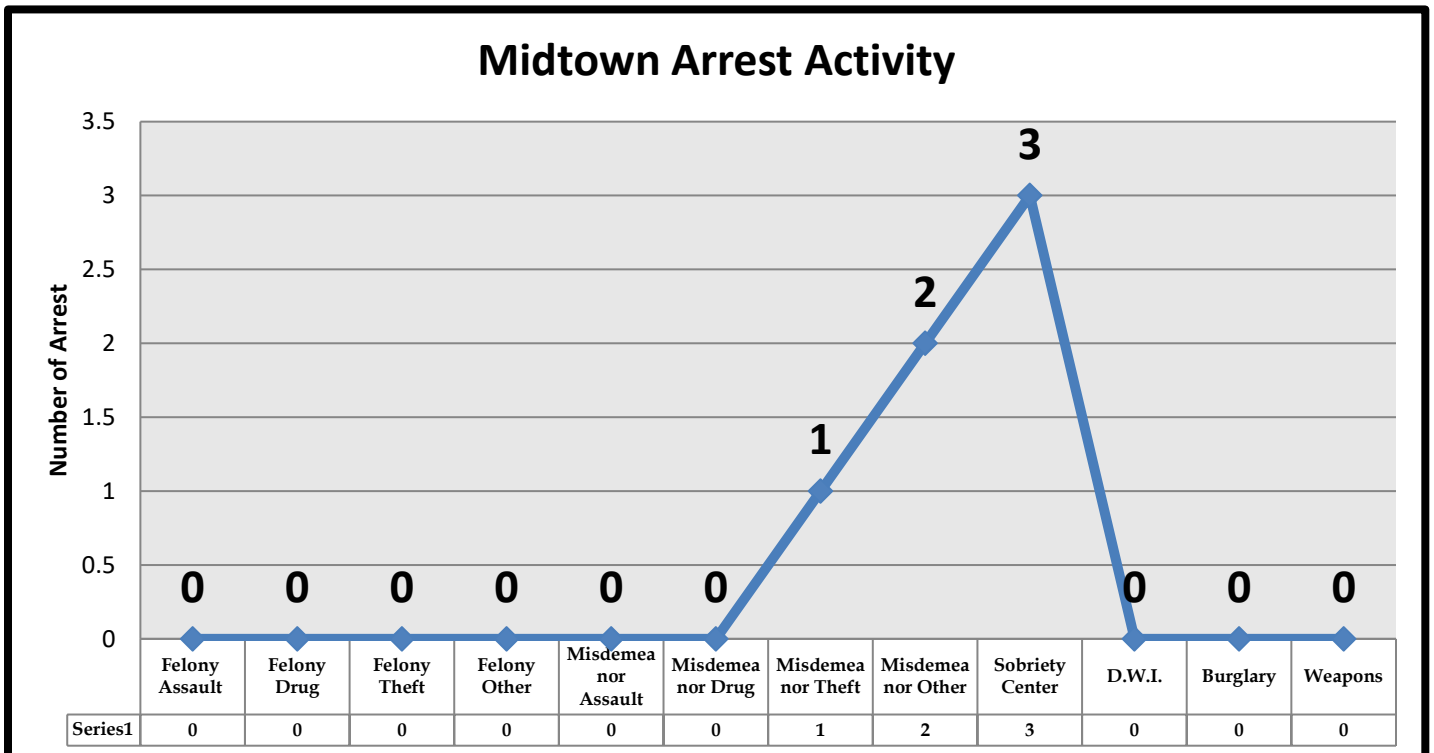
I. Percentages:



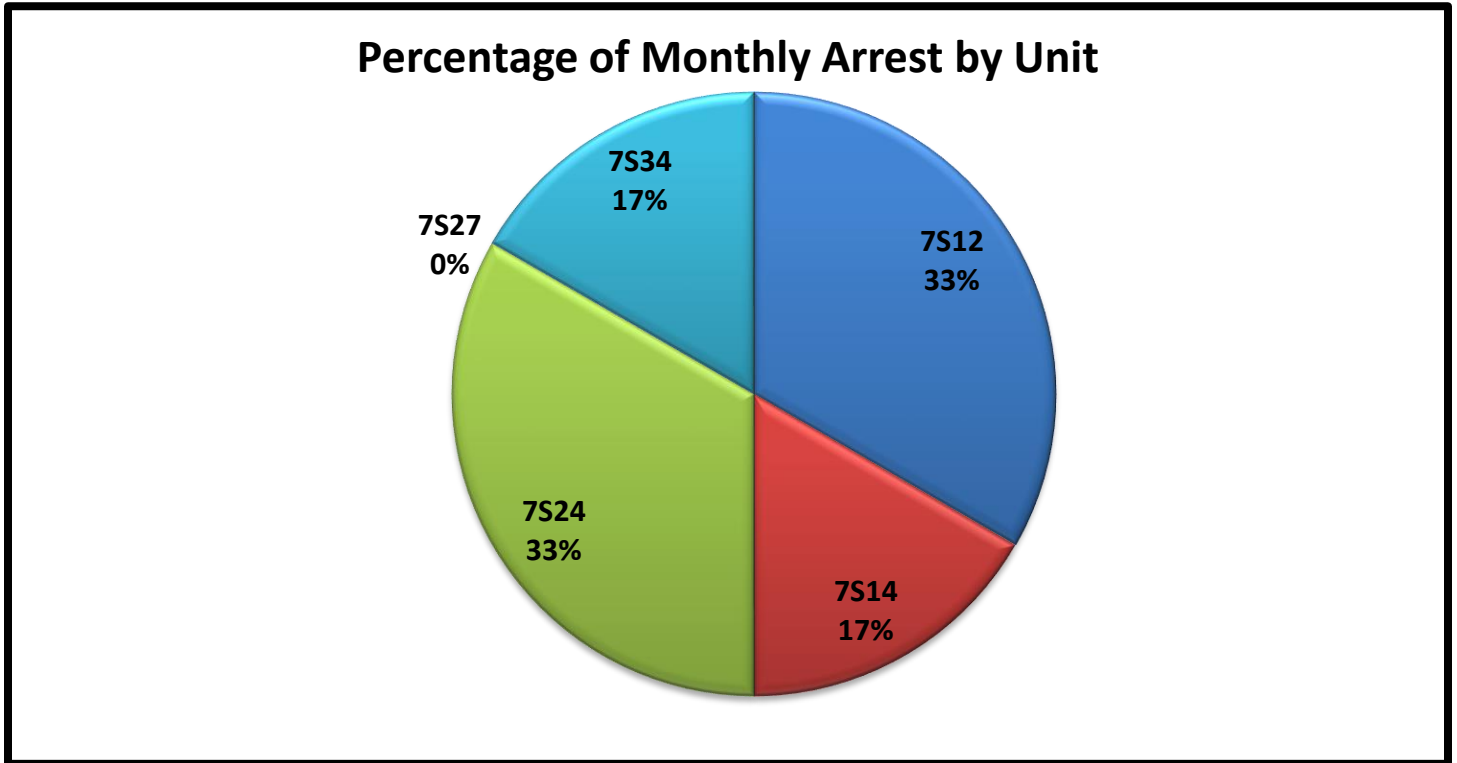
J. Types of Criminal Arrests Monthly Total:

*	Types of Criminal Arrests	87S12	7S14	7S24	7S34	TOT	AVER	%
A	Felony Assault	0	0	0	0	0	0.0	0%
B	Felony Drug	0	0	0	0	0	0.0	0%
C	Felony Theft	0	0	0	0	0	0.0	0%
D	Felony Other	0	0	0	0	0	0.0	0%
E	Misdemeanor Assault	0	0	0	0	0	0.0	0%
F	Misdemeanor Drug	0	0	0	0	0	0.0	0%
G	Misdemeanor Theft	0	1	0	0	1	0.2	17%
H	Misdemeanor Other	2	0	0	0	2	0.4	33%
I	Sobriety Center	0	0	2	1	3	0.6	50%
J	D.W.I.	0	0	0	0	0	0.0	0%
K	Burglary	0	0	0	0	0	0.0	0%
L	Weapons	0	0	0	0	0	0.0	0%
M	Totals	2	1	2	1	6	1.2	100%

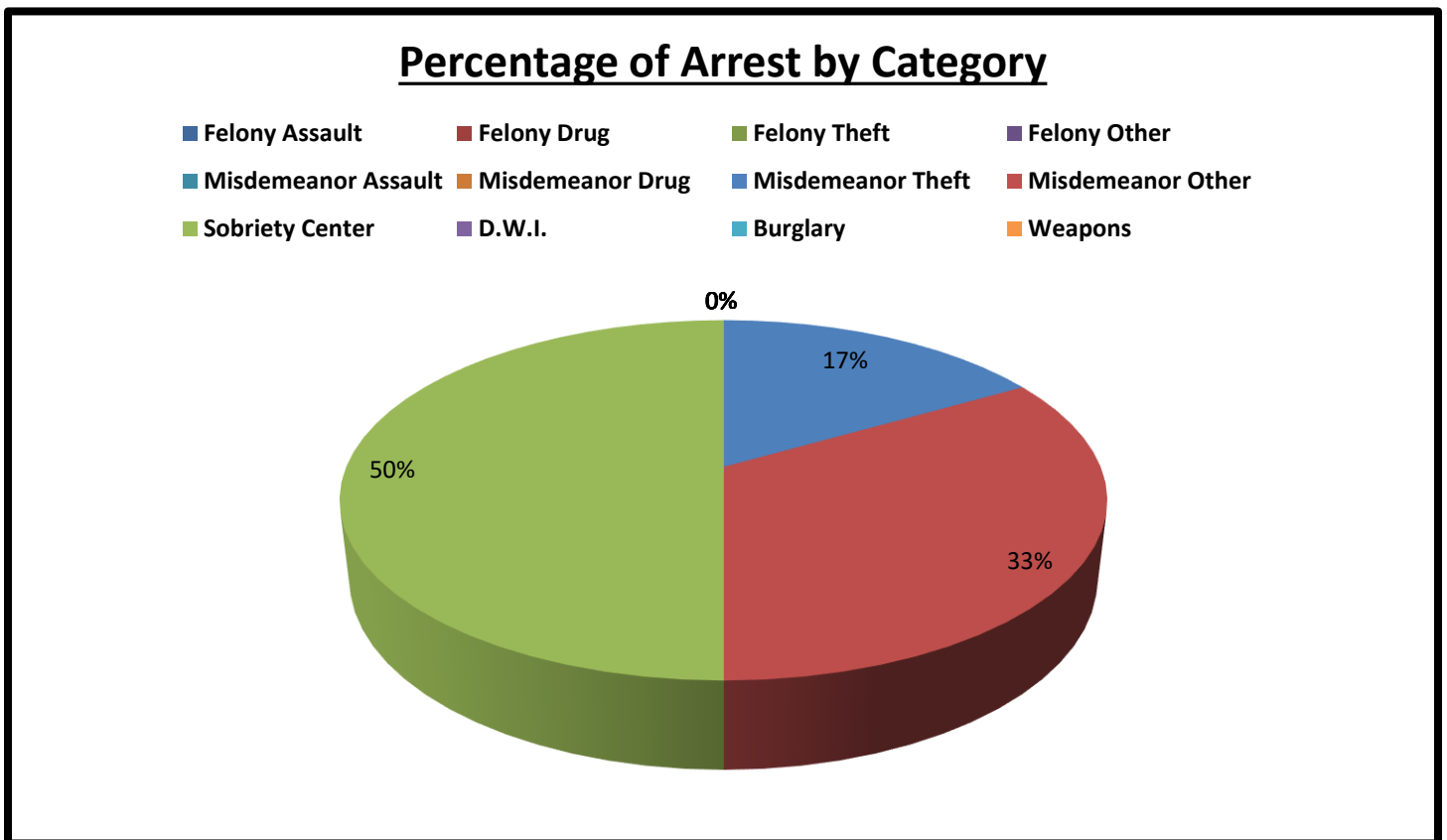
K. Types of Criminal Arrests Monthly Total:



L. Types of Criminal Arrests Monthly Total:



M. Types of Criminal Arrests Monthly Total:



N. Executed Warrant Monthly Total:

003

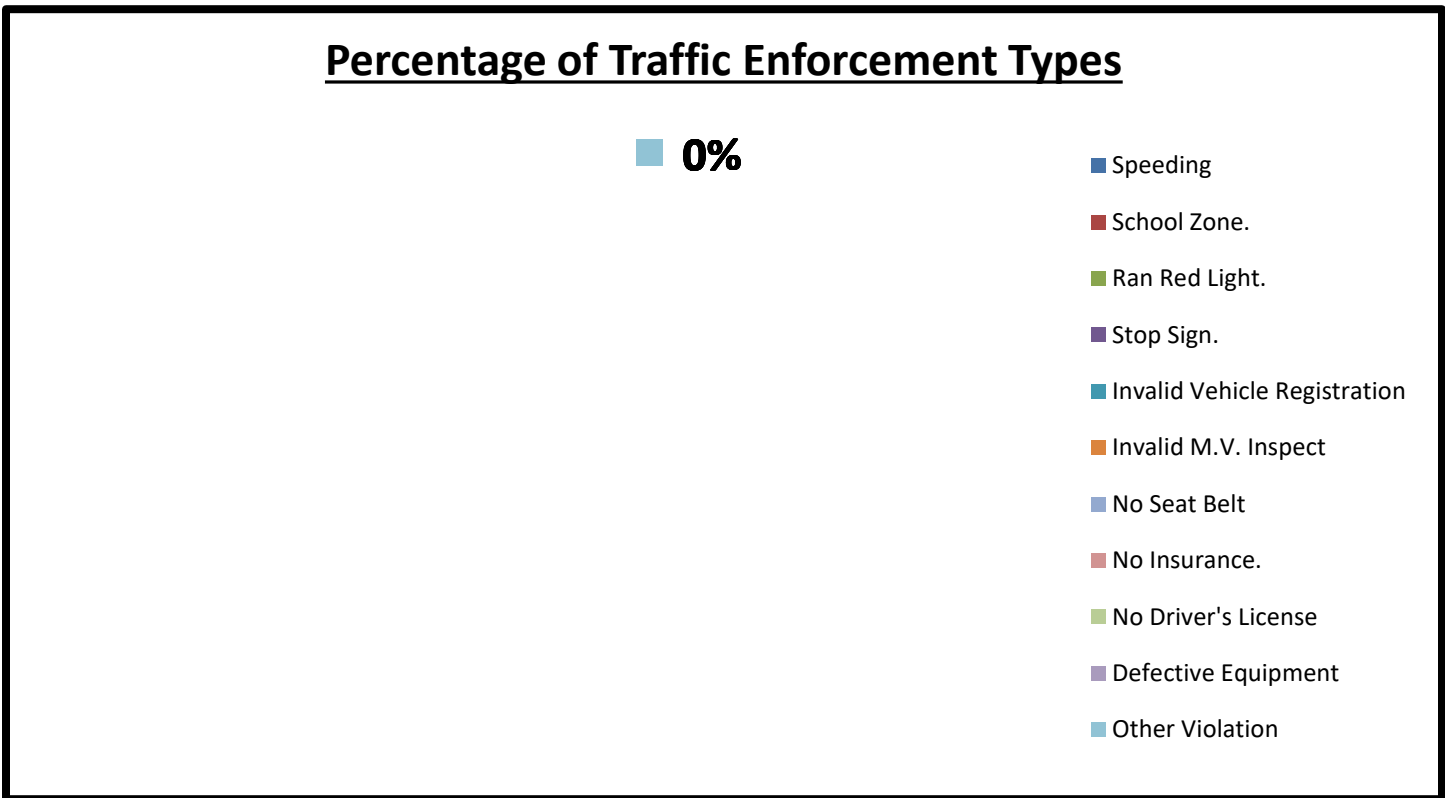
*	Executed Warrants	87S12	7S14	7S24	7S34	TOT	AVER	%
(A)	Felony Warrants	0	0	0	0	0	0.0	#DIV/0!
(B)	Misdemeanor Warrants	3	0	0	0	3	0.6	#DIV/0!
(C)	Totals	3	0	0	0	3	0.6	#DIV/0!

O. Traffic Law Enforcement Total:

007

*	Traffic Enforcement	7S12	7S14	7S24	7S34	TOT	AVER	%
A	Speeding	0	0	0	0	0	0.0	#DIV/0!
B	School Zone.	0	0	0	0	0	0.0	#DIV/0!
C	Ran Red Light.	0	0	0	0	0	0.0	#DIV/0!
D	Stop Sign.	0	0	0	0	0	0.0	#DIV/0!
E	Invalid Vehicle Registration	0	0	0	0	0	0.0	#DIV/0!
F	Invalid M.V. Inspect	0	0	0	0	0	0.0	#DIV/0!
G	No Seat Belt	0	0	0	0	0	0.0	#DIV/0!
H	No Insurance.	0	0	0	0	0	0.0	#DIV/0!
I	No Driver's License	0	0	0	0	0	0.0	#DIV/0!
J	Defective Equipment	0	0	0	0	0	0.0	#DIV/0!
K	Other Violation	0	0	0	0	0	0.0	#DIV/0!
L	Written Warnings	0	0	0	0	0	0.0	0%
M	Verbal Warning	0	0	1	6	7	1.4	100%
N	Citation	0	0	0	0	0	0.0	0%
O	Total Violations	0	0	1	6	7	1.4	100%

P. Traffic Law Enforcement Total:



Q. Citations vs. Warnings Monthly Total:

007

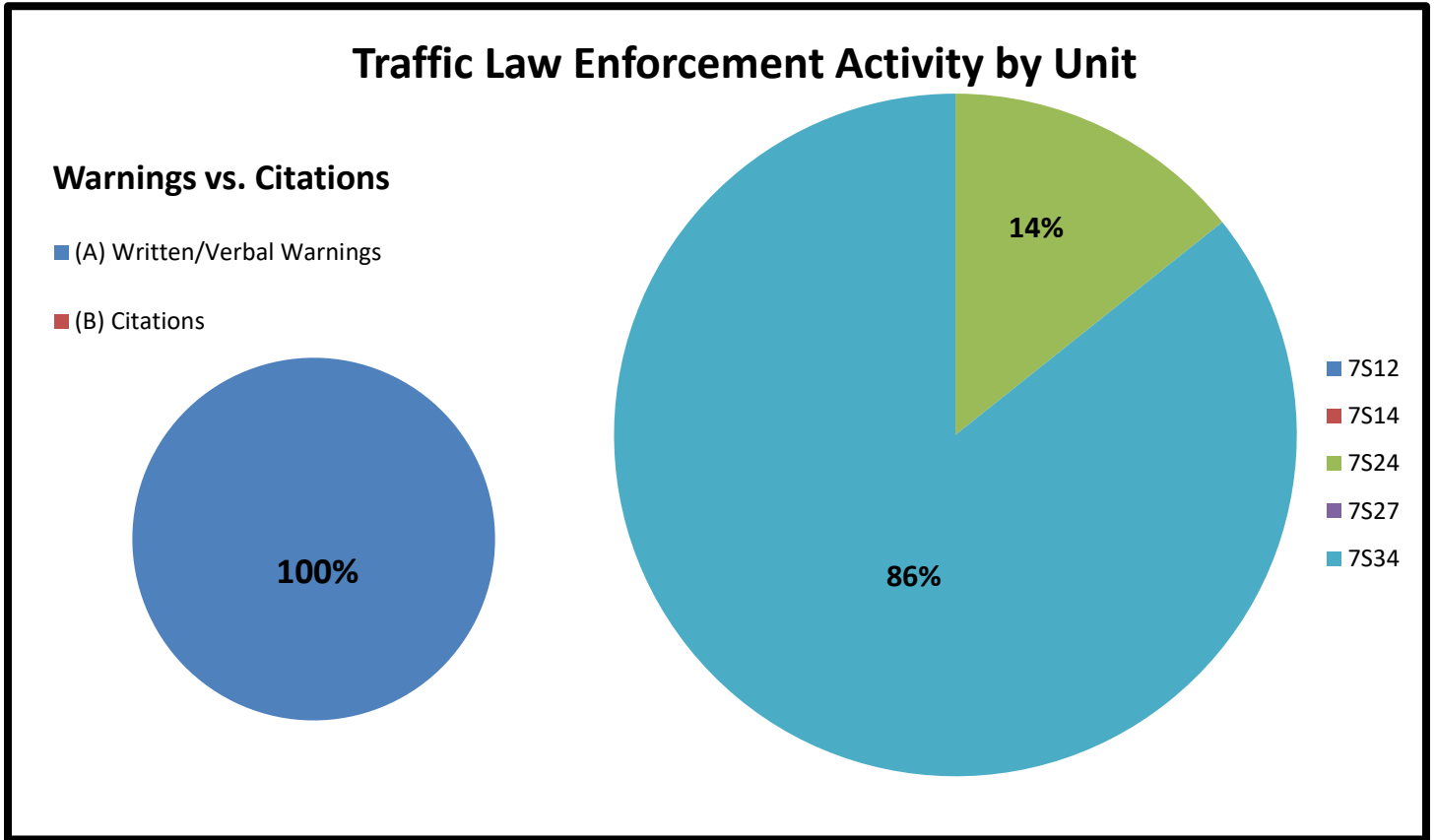
*	Warnings vs. Citations	7S12	7S14	7S24	7S34	TOT	AVER	%
(A)	Written/Verbal Warnings	0	0	1	6	7	1.4	100%
(B)	Citations	0	0	0	0	0	0.0	0%
(C)	<i>Totals</i>	0	0	1	6	7	1.4	100%

R. Sources of Calls for Service Monthly Total:

0364

Sources of Calls for Service	7S12	7S14	7S24	7S34	TOT	AVER	%	
On View	0	0	5	0	5	1.0	1%	
Dispatched	3	23	5	9	40	8.0	11%	
Self-Initiated	40	128	48	103	319	63.8	88%	
<i>Totals</i>	43	151	58	112	364	72.8	100%	

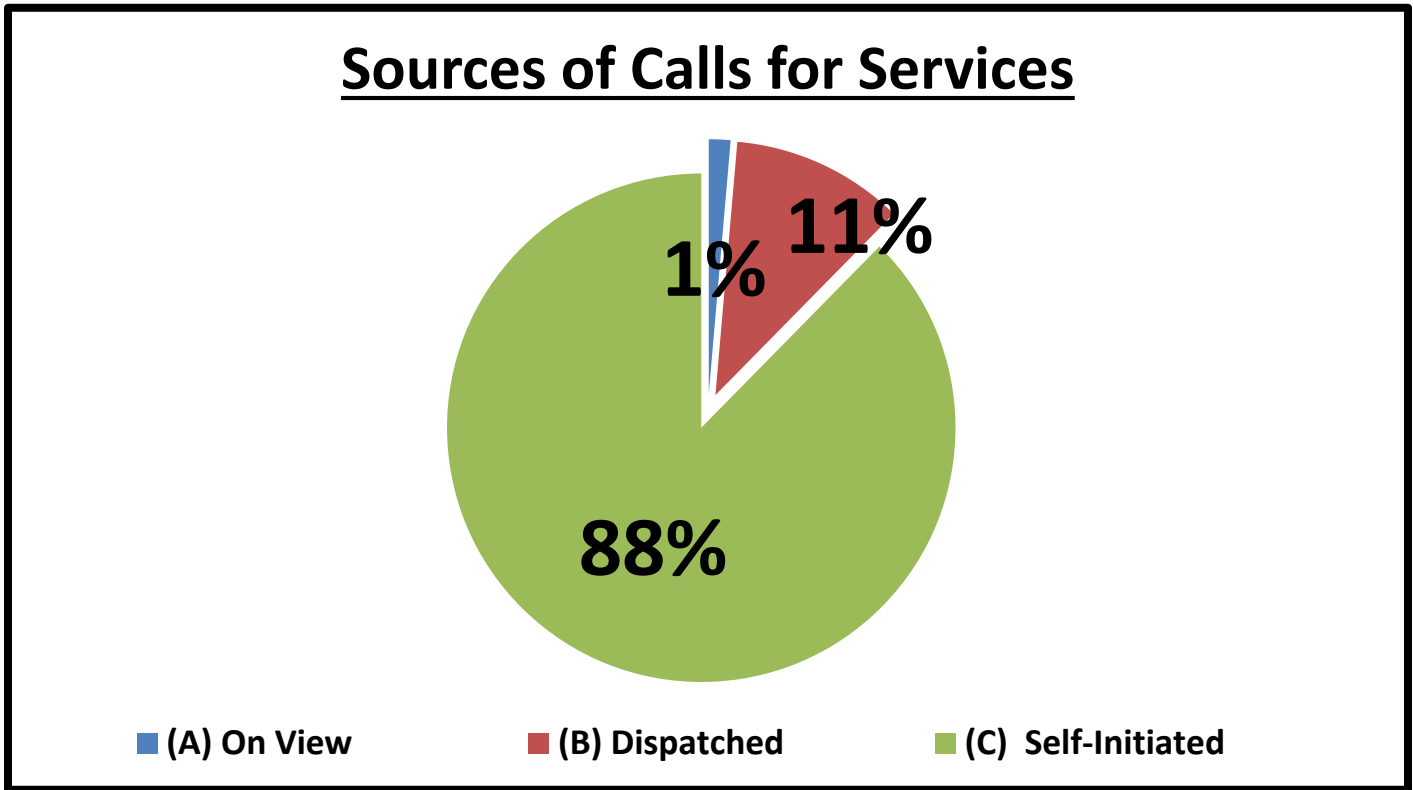
S. Traffic Law Enforcement Activity Percentages:



T. Sources of Calls for Service Percentages:

*	Sources of Calls for Service	87S12	7S14	7S24	7S34		TOT
(A)	On View	0%	0%	9%	0%		1%
(B)	Dispatched	7%	15%	9%	8%		11%
(C)	Self-Initiated	93%	85%	83%	92%		88%
(D)	<i>Totals</i>	100%	100%	100%	100%		100%

U. Sources of Calls for Service Percentages:



V. Free Reserve Personnel Time Utilized in Contract Monthly Total: 000

*	Free Reserve Personnel Time	87S12	7S14	7S24	7S34		TOT	AVER	%
(A)	Totals	0	0	0	0		0	0.0	#DIV/0!

W. Mileage Total: 1629

*	Mileage	87S12	7S14	7S24	7S34		TOT	AVER	%
(A)	Totals	189	503	355	582		1629	325.8	437%

X. Incident Summaries:

01.	DECEMBER 02, 2019	1200 HOURS	EMERGENCY DETENTION		DEPUTY A. CHAMBERS	
	DAYSHIFT:	1000 ELGIN ST	MIDTOWN	"N/A"	HC:	1912-00008
<p>On December 02, 2019, a Monday, at 1246 hours, while on patrol in the "Midtown Contract", Deputy A. Chambers was performing routine patrol and law enforcement services when I (Deputy A. Chambers) was dispatched to disturbance. Upon arrival, Deputy determine individual was suffering from a crisis and was detained. Individual was transported and released to NPC. A report was generated. The patrol activity type is "PAT=P".</p>						
02.	DECEMBER 03, 2019	1400 HOURS	THEFT		DEPUTY A. CHAMBERS	
	DAYSHIFT:	2225 LOUISIANA	MIDTOWN	"M"	HC:	1912-00014
<p>On December 03, 2019, a Tuesday, at 1436 hours, while on patrol in the "Midtown Contract", Deputy A. Chambers was performing routine patrol and law enforcement services when I (Deputy A. Chambers) was dispatched to theft that already occurred at "Randalls". Upon arrival, Deputy met with Complainant who had individual detained. Individual was issued theft under \$100 citation and released. A report was generated. The patrol activity type is "PAT=U".</p>						
03.	DECEMBER 05, 2019	1800 HOURS	PUBLIC INTOXICATION		DEPUTY A. CLOPTON	
	EVENINGSHIFT:	2800 TRAVIS ST	MIDTOWN	"M"	HC:	1912-00032
<p>On December 05, 2019, a Thursday, at 1845 hours, while on patrol in the "Midtown Contract", Deputy A. Clopton was performing routine patrol and law enforcement services when I (Deputy A. Clopton) was dispatched to disturbance. Upon arrival, Deputy determine individual was intoxicated and detained. Individual was transported and released to Houston Sobriety Center. A report was generated. The patrol activity type is "PAT=P".</p>						
04.	DECEMBER 06, 2019	0200 HOURS	BURGLARY MOTOR VEHICLE		DEPUTY N. ANTON	
	NIGHTSHIFT:	3500 MAIN ST	MIDTOWN	"M"	HC:	1912-00037
<p>On December 06, 2019, a Friday, at 0203 hours, while on patrol in the "Midtown Contract", Deputy N. Anton was performing routine patrol and law enforcement services when I (Deputy N. Anton) was dispatched to burglary of a motor vehicle already occurred. A report was generated. The patrol activity type is "PAT=T".</p>						
05.	DECEMBER 10, 2019	0000 HOURS	PUBLIC INTOXICATION		DEPUTY A. CLOPTON	
	EVENINGSHIFT:	4200 CAROLINE ST	MIDTOWN	"M"	HC:	1912-00074
<p>On December 10, 2019, a Tuesday, at 0005 hours, while on patrol in the "Midtown Contract", Deputy A. Clopton was performing routine patrol and law enforcement services when I (Deputy A. Clopton) was dispatched to suspicious person. Upon arrival, Deputy determine individual was intoxicated and detained. Individual was transported and released to Houston Sobriety Center. A report was generated. The patrol activity type is "PAT=D".</p>						

06.	DECEMBER 10, 2019	1300 HOURS	BURGLARY OF BUILDING		DEPUTY A. CHAMBERS	
	DAYSHIFT:	2300 SMITH	MIDTOWN	"F"	HPD:	1654296-19
<p>On December 10, 2019, a Tuesday, at 1325 hours, while on patrol in the "Midtown Contract", Deputy A. Chambers was performing routine patrol and law enforcement services when I (Deputy A. Chambers) was dispatched to burglary of building. Upon arrival, Deputy met with Complainant who advised that unknown suspect(s) broke a window and attempted to break to ATM. A report was generated. The patrol activity type is "PAT=T".</p>						

07.	DECEMBER 13, 2019	0800 HOURS	WARRANT ARREST		DEPUTY T. ROE	
	DAYSHIFT:	3400 FANNIN ST	MIDTOWN	"N/A"	HC:	1912-00095
<p>On December 13, 2019, a Friday, at 0843 hours, while on patrol in the "Midtown Contract", Deputy T. Roe was performing routine patrol and law enforcement services when I (Deputy T. Roe) was dispatched to disturbance. Upon arrival, Deputy determine individual was a fugitive from justice and was detained. Individual was transported and released to Joint Processing Center (JPC). A report was generated. The patrol activity type is "PAT=P".</p>						

08.	DECEMBER 14, 2019	0000 HOURS	PUBLIC INTOXICATION		DEPUTY N. ANTON	
	NIGHTSHIFT:	4200 CAROLINE ST	MIDTOWN	"M"	HC:	1912-00104
<p>On December 14, 2019, a Saturday, at 0017 hours, while on patrol in the "Midtown Contract", Deputy N. Anton was performing routine patrol and law enforcement services when I (Deputy N. Anton) observed a suspicious person. During the course of field investigation, I determine individual was intoxicated and found to be danger to themselves and others. Individual was detained and transported then released to Houston Sobriety Center. A report was generated. The patrol activity type is "PAT=D".</p>						

09.	DECEMBER 16, 2019	1400 HOURS	BURGLARY MOTOR VEHICLE		DEPUTY A. CHAMBERS	
	DAYSHIFT:	1100 McILHENNY	MIDTOWN	"M"	HPD:	1654960-19
<p>On December 16, 2019, a Monday, at 1410 hours, while on patrol in the "Midtown Contract", Deputy A. Chambers was performing routine patrol and law enforcement services when I (Deputy A. Chambers) was dispatched to burglary of motor vehicle. Upon arrival, Deputy met with Complainant who advised that unknown suspect(s) broke into their motor vehicle and stolen items form the vehicle. A report was generated. The patrol activity type is "PAT=T".</p>						

10.	DECEMBER 17, 2019	2100 HOURS	BURGLARY MOTOR VEHICLE		DEPUTY A. CLOPTON	
	EVENINGSHIFT:	3100 SAN JACINTO	MIDTOWN	"M"	HPD:	1661389-19
<p>On December 17, 2019, a Tuesday, at 2154 hours, while on patrol in the "Midtown Contract", Deputy A. Clopton was performing routine patrol and law enforcement services when I (Deputy A. Clopton) was dispatched to burglary of motor vehicle. Upon arrival, Deputy obtained information and a report was generated. The patrol activity type is "PAT=T".</p>						

11.	DECEMBER 19, 2019	1100 HOURS	WARRANT ARREST		DEPUTY T. ROE	
	DAYSHIFT:	2300 FANNIN ST	MIDTOWN	"M"	HC:	1912-00147
<p>On December 19, 2019, a Thursday, at 0843 hours, while on patrol in the "Midtown Contract", Deputy T. Roe was performing routine patrol and law enforcement services when I (Deputy T. Roe) was observed a suspicious person. Upon arrival, Deputy determine individual was a fugitive from justice and was detained. Individual was transported and released to Joint Processing Center (JPC). A report was generated. The patrol activity type is "PAT=D".</p>						

Sergeant Odell Haynes

Sergeant Odell Haynes

Contract Sergeant, Field Operations

Harris County Constable's Office of Precinct "7"

713-643-6602 OR 832-788-1013