



MAY WALKER, CONSTABLE
PRECINCT SEVEN
HARRIS COUNTY, TEXAS

MAIN OFFICE
5300 Griggs Road
Houston, Texas 77021
PHONE (713) 643-6602
FAX (713) 643-3401

Date: January 8, 2020

From: Sergeant Ashton Johnson-Hall
Neighborhood Patrol Division, First Line Supervisor
Harris County Constable’s Office of Precinct “7”

To: Property Owners Association
Board of Directors & Management Company

Subject: Day Shift – Monthly Productivity Analysis Report
Enclosure: **MPAR – December 2019**
Distribution: Executive Command Staff & Board of Directors & Management Company

The purpose of this “**Monthly Productivity Analysis Report**” (M.P.A.R.) is to provide the executive command staff with the appropriate data to analyze the productivity of assigned personnel and their shifts’ activities to allow for the validation of individual and divisional performance evaluations. With regard to the specific contents of the report, there are 18 distinctive component parts of this report. These components are enumerated below:

- | | |
|--|---|
| 01. Patrol Activity Details | 10. Traffic Enforcement Report |
| 02. Patrol Activity Analytical Summary | 11. Trends & Percentages of Traffic |
| 03. Patrol Activity Percentages & Trends | 12. Citation & Warning Issuance Review |
| 04. Security Checks Report | 13. Call for Service Report (<i>C.F.S.</i>) |
| 05. Security Checks Percentages & Trends | 14. Trends & Percentages for <i>C.F.S.</i> |
| 06. Crisis Intervention Disposition Report | 15. Overtime Report (service at no Cost) |
| 07. Offense/Incident Generation Report | 16. Reserve Deputy Use (at no Cost) |
| 08. Criminal Arrest Types Report | 17. Incident Summarization |
| 09. Warrant Execution Report | |

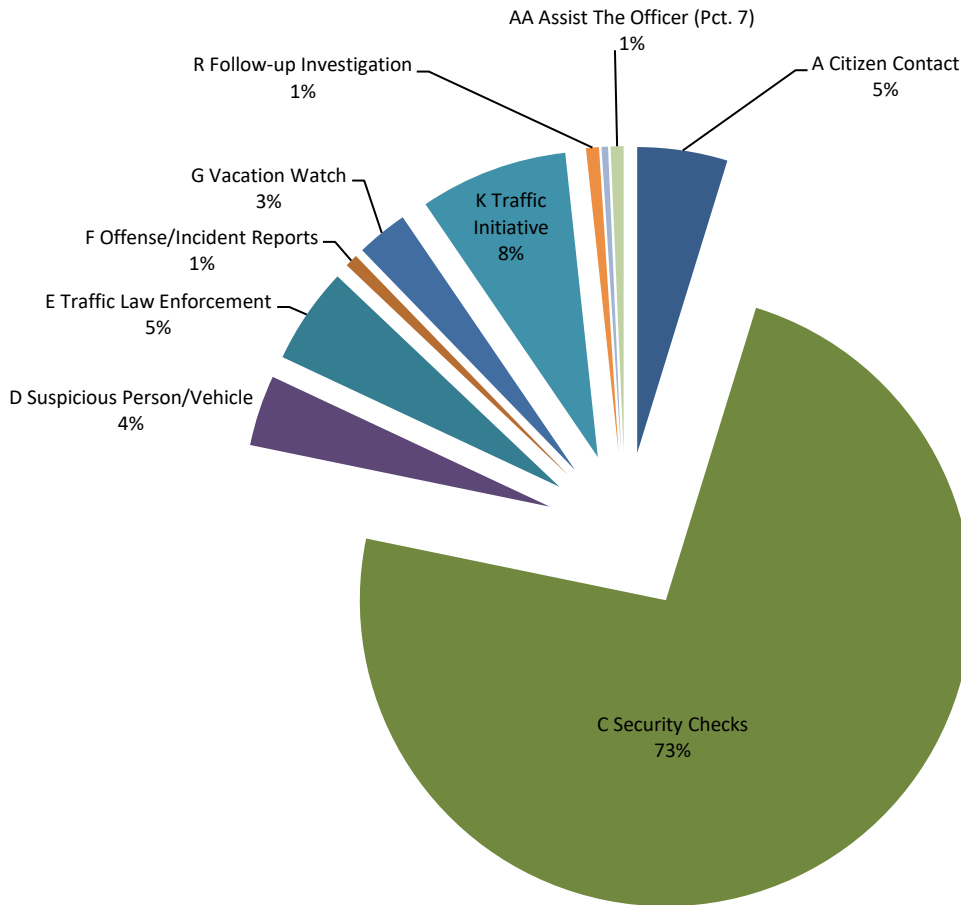
A cursory analysis of the statistical data from this report should be demonstrative of the quality of performance of this agency in realizing the contractual obligations and the overall achievement of the goals and objectives of this Agency and the Contract Division.

A. Patrol Activity Monthly Total:

* <i>Patrol Activity Types</i>	7H10	TOT	AVER	%
A	Citizen Contact	14	2.8	5%
B	Patrol Alert	0	0.0	0%
C	Security Checks	216	43.2	73%
D	Suspicious Person/Vehicle	11	2.2	4%
E	Traffic Law Enforcement	15	3.0	5%
F	Offense/Incident Reports	2	0.4	1%
G	Vacation Watch	8	1.6	3%
H	Open Door / Window	0	0.0	0%
I	Assist Contract Citizen	0	0.0	0%
J	Welfare Check / Med.	0	0.0	0%
K	Traffic Initiative	23	4.6	8%
L	Traffic Hazard	0	0.0	0%
M	Animal Humane	0	0.0	0%
N	Alarms	0	0.0	0%
O	Mental Cases (171)	0	0.0	0%
P	Disturbance	0	0.0	0%
Q	Criminal Investigation	0	0.0	0%
R	Follow-up Investigation	2	0.4	1%
S	Criminal Mischief	0	0.0	0%
T	Burglary Residence/Vehicle	0	0.0	0%
U	Theft / Theft of Business	0	0.0	0%
V	Citizen Assaulted	0	0.0	0%
W	Robbery of an Individual	0	0.0	0%
X	Trespass Warning	0	0.0	0%
Y	Major/Minor Crash	1	0.2	0%
Z	Child Custody Disputes	0	0.0	0%
AA	Assist The Officer (Pct. 7)	2	0.4	1%
BB	Runaway Missing Persons	0	0.0	0%
CC	Assisted LEA	0	0.0	0%
DD	Solicitors	0	0.0	0%
EE	Meeting/Event/Ct.	0	0.0	0%
* <i>MONTH TOTALS</i>	294	294	58.8	100%

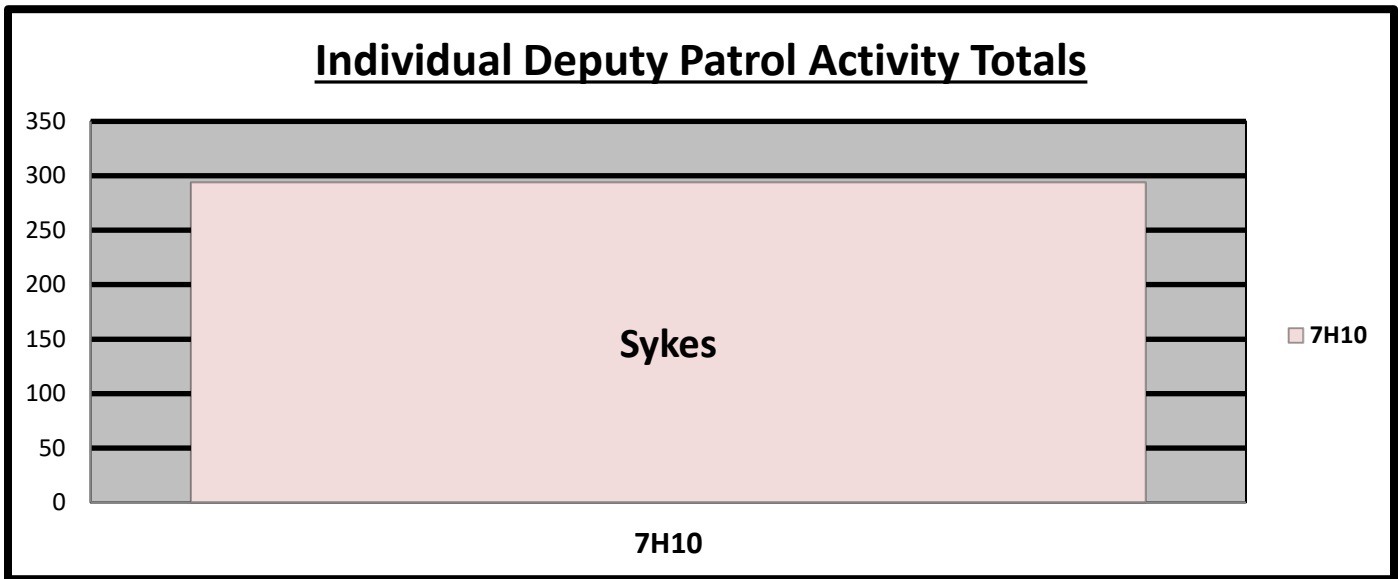
A1. Patrol Activity Percentage:

Percentage of Patrol Activity



- | | | | |
|-------------------------------|------------------------------|----------------------------------|--------------------------------|
| ■ A Citizen Contact | ■ B Patrol Alert | ■ C Security Checks | ■ D Suspicious Person/Vehicle |
| ■ E Traffic Law Enforcement | ■ F Offense/Incident Reports | ■ G Vacation Watch | ■ H Open Door / Window |
| ■ I Assist Contract Citizen | ■ J Welfare Check / Med. | ■ K Traffic Initiative | ■ L Traffic Hazard |
| ■ M Animal Humane | ■ N Alarms | ■ O Mental Cases (171) | ■ P Disturbance |
| ■ Q Criminal Investigation | ■ R Follow-up Investigation | ■ S Criminal Mischief | ■ T Burglary Residence/Vehicle |
| ■ U Theft / Theft of Business | ■ V Citizen Assaulted | ■ W Robbery of an Individual | ■ X Trespass Warning |
| ■ Y Major/Minor Crash | ■ Z Child Custody Disputes | ■ AA Assist The Officer (Pct. 7) | ■ BB Runaway Missing Persons |
| ■ CC Assisted LEA | ■ DD Solicitors | ■ EE Meeting/Event/Ct. | |

A2. Patrol Activity by MUD District 460 Personnel:

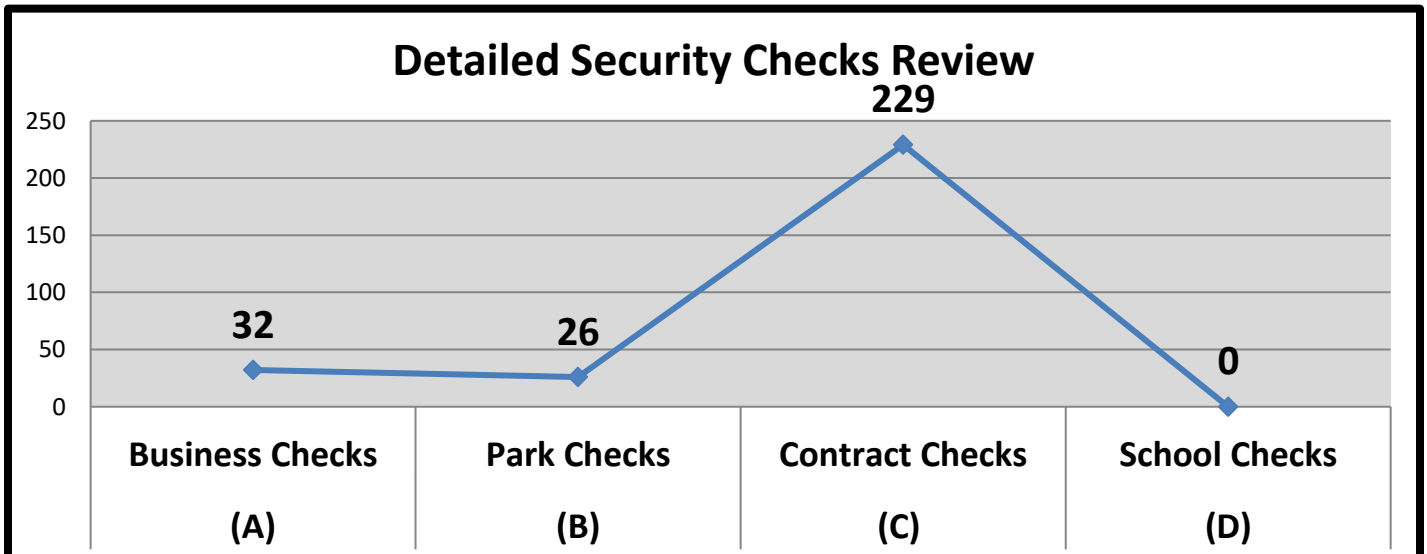


B. Security Checks Monthly Total:

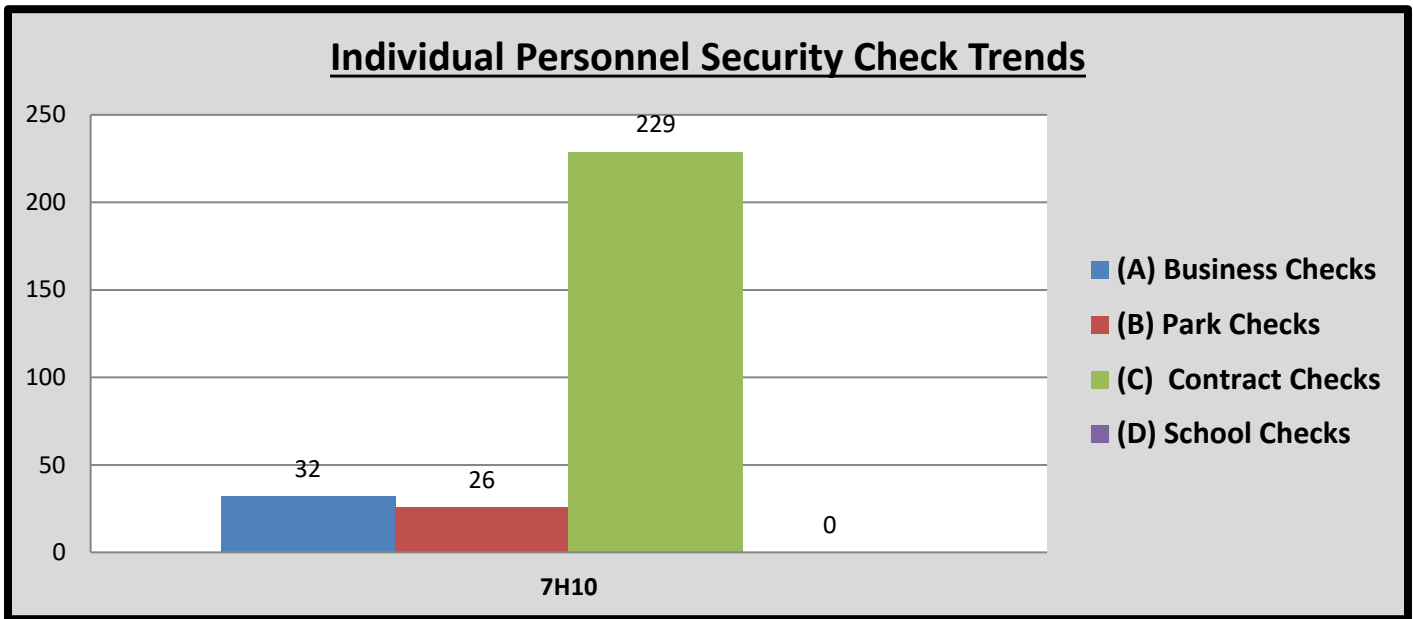
287

*	Security Checks	7H10	TOT	AVER	%
(A)	Business Checks	32	32	6.4	11%
(B)	Park Checks	26	26	5.2	9%
(C)	Contract Checks	229	229	45.8	80%
(D)	Plaza Checks	0	0	0.0	0%
(E)	<i>Totals</i>	287	287	57.4	100%

B. Detailed Security Checks Monthly:



B2. Individual Personnel Security Check Trends:



C. CIT/MHO Dispositions Monthly Total:

000

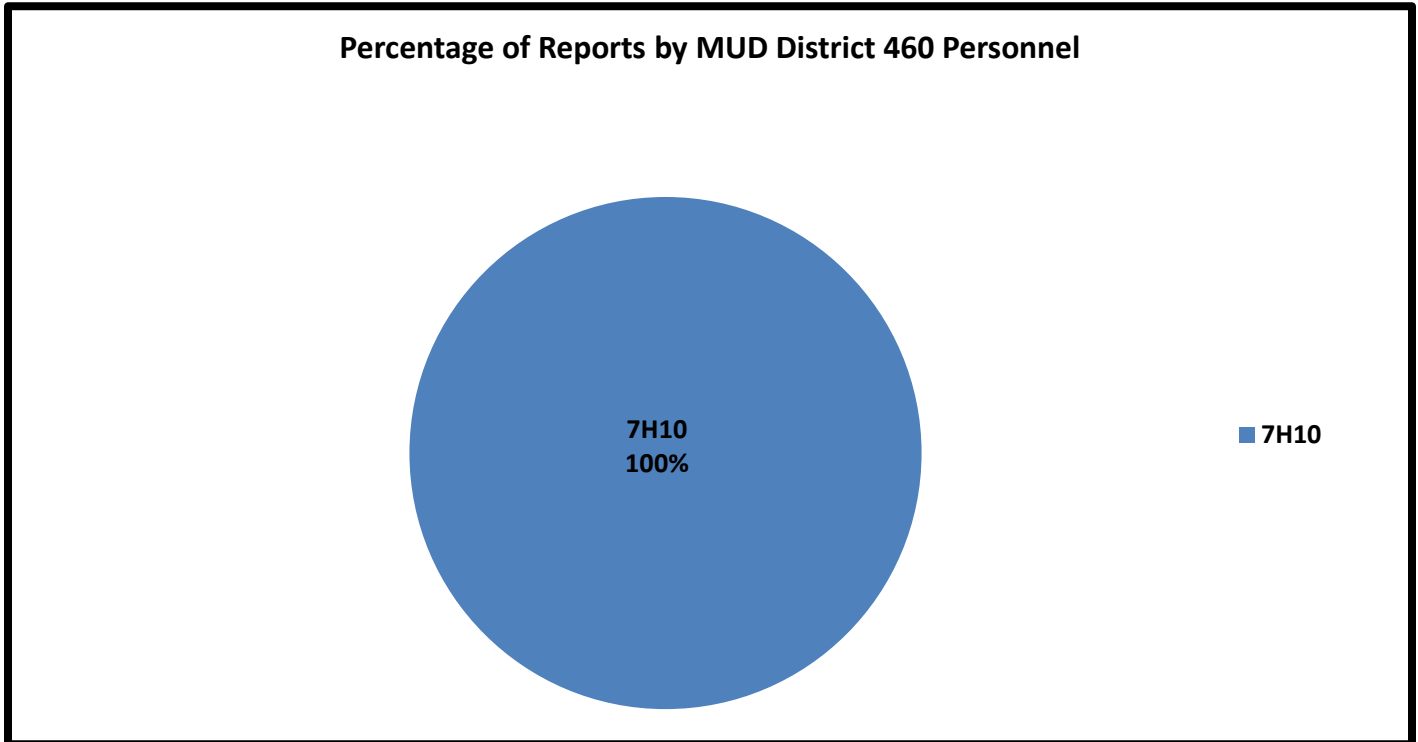
*	<i>C.I.T. Dispositions</i>	7H10
(A)	CIT/MHO Outside Referral	0
(B)	CIT/MHO Transport	0
(C)	CIT/MHO CIT Contact	0
(D)	CIT/MHO Arrest	0
(E)	<i>Totals</i>	0

D. Offense/Incident Reports Monthly Total:

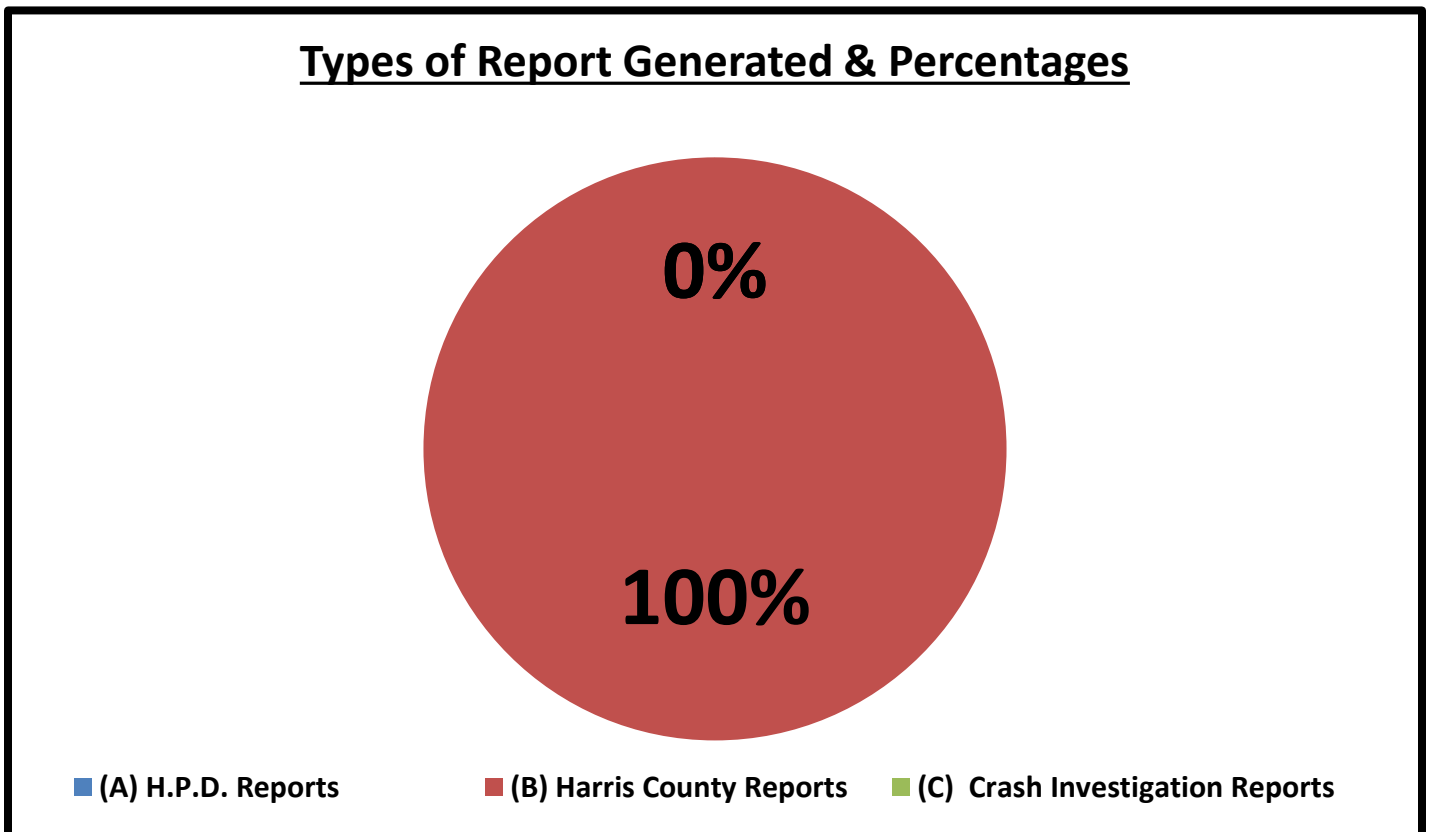
002

*	<i>Offense/Incident Reports</i>	7H10
(A)	H.P.D. Reports	0
(B)	Harris County Reports	2
(C)	Significant Incident Reports	0
(D)	<i>Totals</i>	2

D1. Report Generation Percentages:



D2. Percentages:

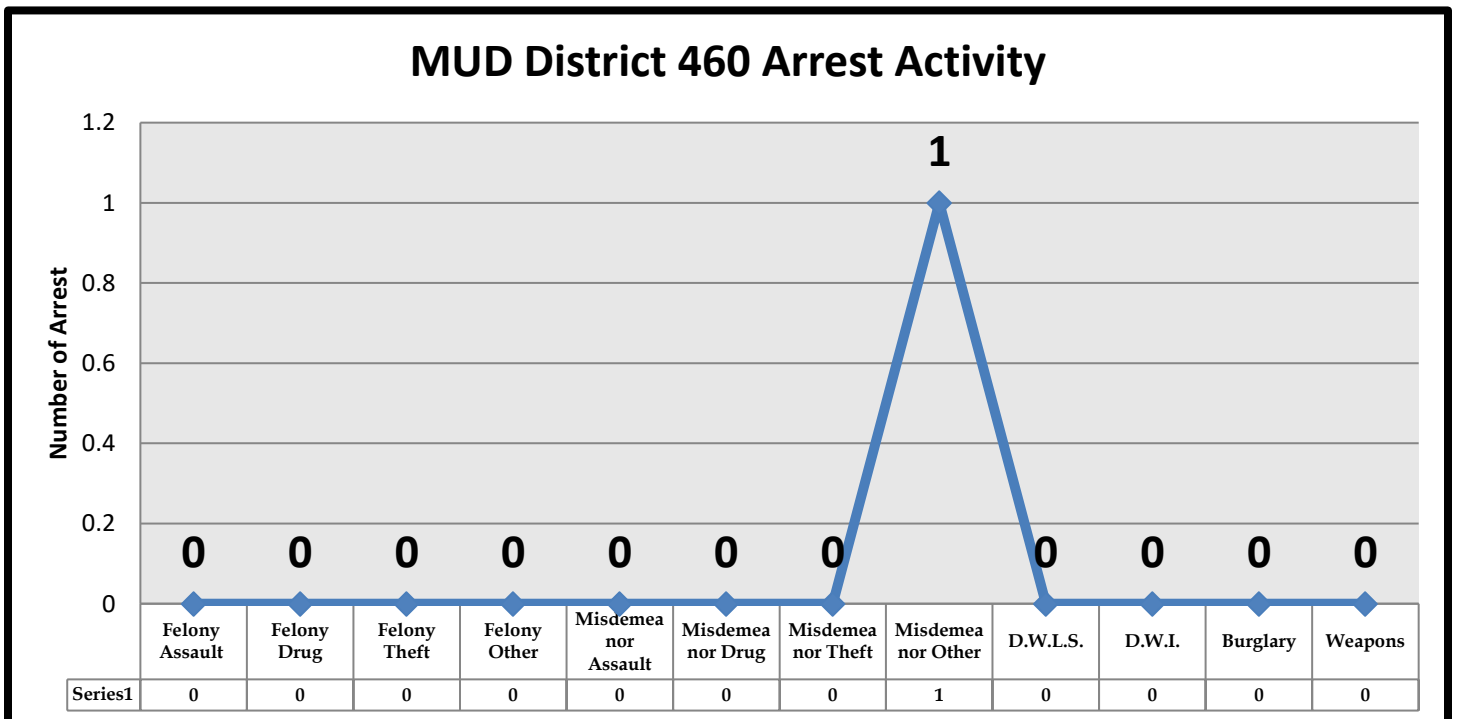


E. Types of Criminal Arrests Monthly Total:

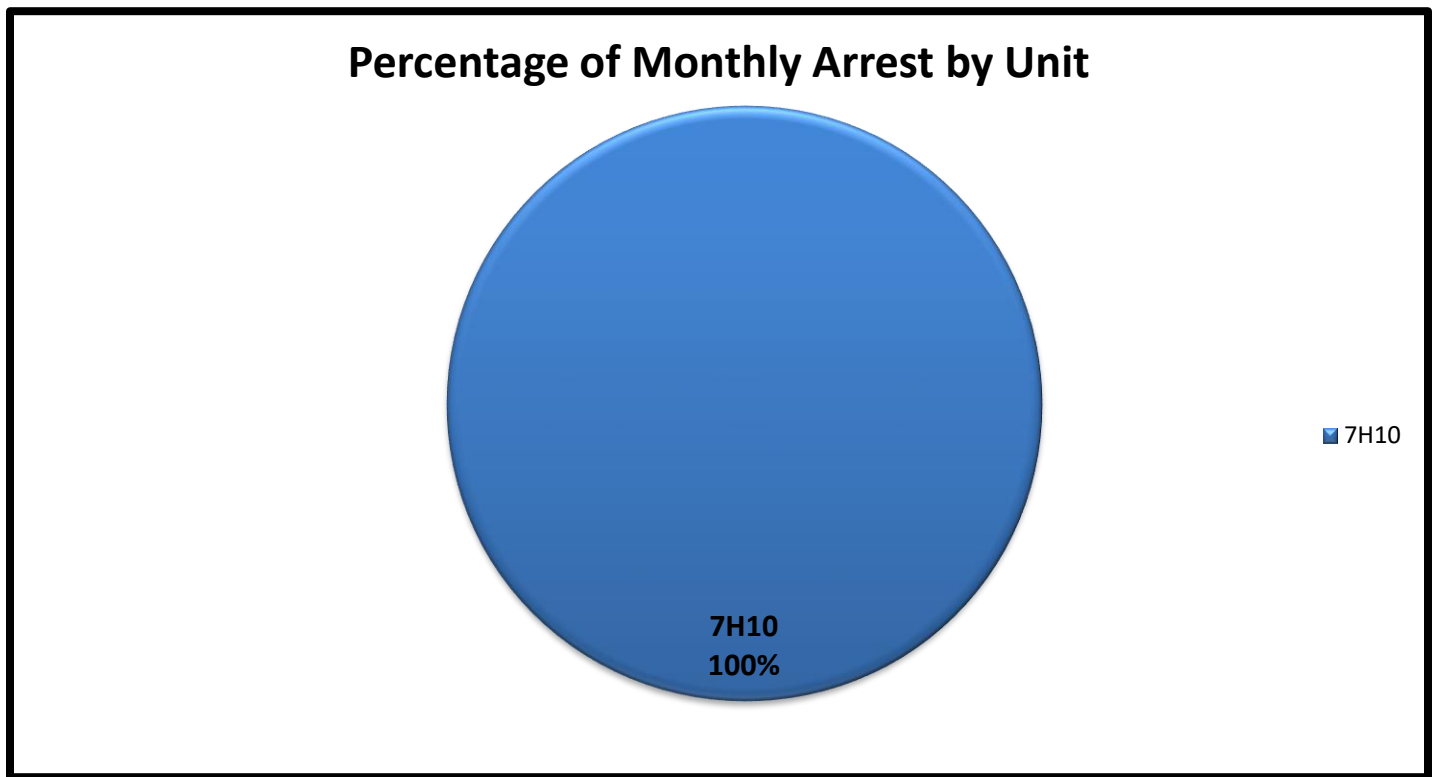
001

*	<i>Types of Criminal Arrests</i>	7H10
A	Felony Assault	0
B	Felony Drug	0
C	Felony Theft	0
D	Felony Other	0
E	Misdemeanor Assault	0
F	Misdemeanor Drug	0
G	Misdemeanor Theft	0
H	Misdemeanor Other	1
I	D.W.L.S.	0
J	D.W.I.	0
K	Burglary	0
L	Weapons	0
M	<i>Totals</i>	1

E1. Types of Criminal Arrests Monthly Total:



E2. Types of Criminal Arrests Monthly Total:



F. Executed Warrant Monthly Total:

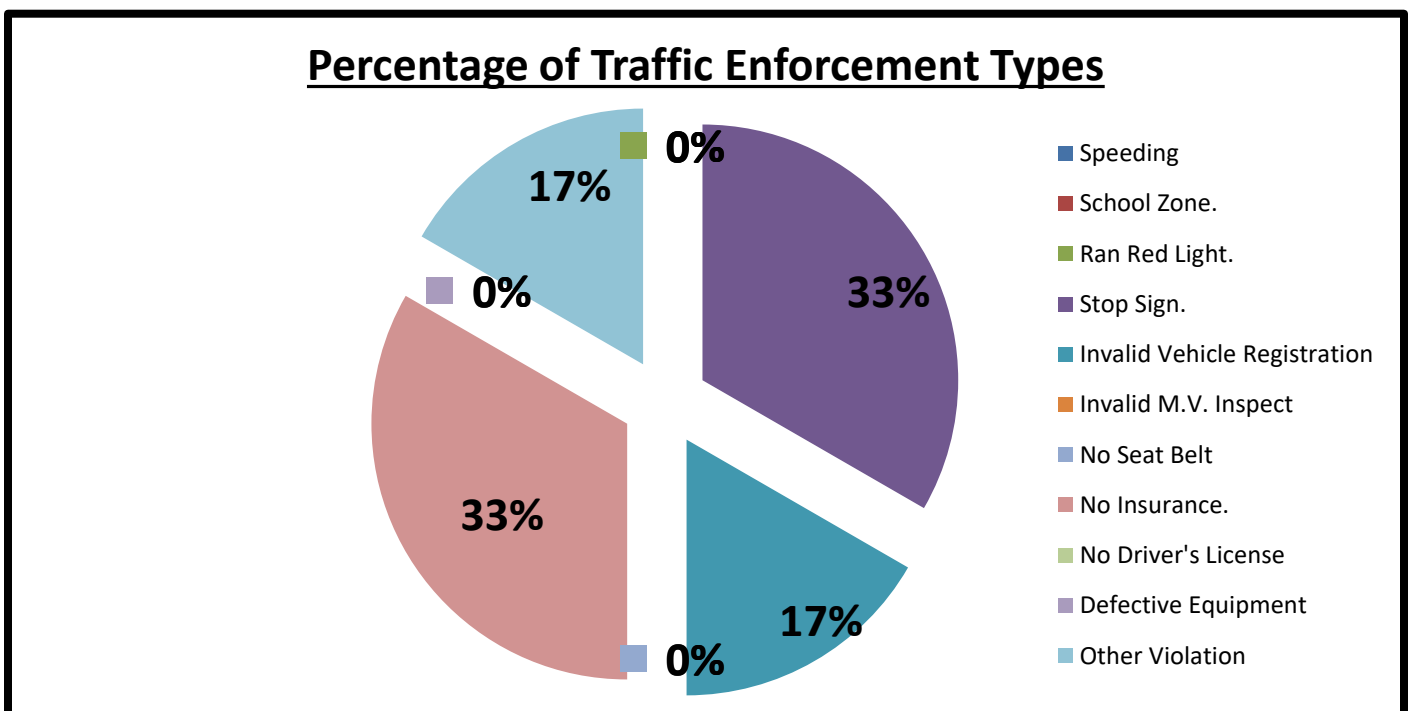
0000

*	<i>Executed Warrants</i>	7H10
(A)	Felony Warrants	0
(B)	Misdemeanor Warrants	1
(C)	<i>Totals</i>	1

G. Traffic Law Enforcement Total:

*	Traffic Enforcement	7H10	TOT	AVER	%
A	Speeding	0	0	0.0	0%
B	School Zone.	0	0	0.0	0%
C	Ran Red Light.	0	0	0.0	0%
D	Stop Sign.	2	2	0.4	33%
E	Invalid Vehicle Registration	1	1	0.2	17%
F	Invalid M.V. Inspect	0	0	0.0	0%
G	No Seat Belt	0	0	0.0	0%
H	No Insurance.	2	2	0.4	33%
I	No Driver's License	0	0	0.0	0%
J	Defective Equipment	0	0	0.0	0%
K	Other Violation	1	1	0.2	17%
L	Written Warnings	0	0	0.0	0%
M	Verbal Warning	8	8	1.6	100%
N	Citation	6	6	1.2	43%
O	Total Violations	14	14	2.8	100%

H. Traffic Law Enforcement Total:



I. Citations vs. Warnings Monthly Total:

014

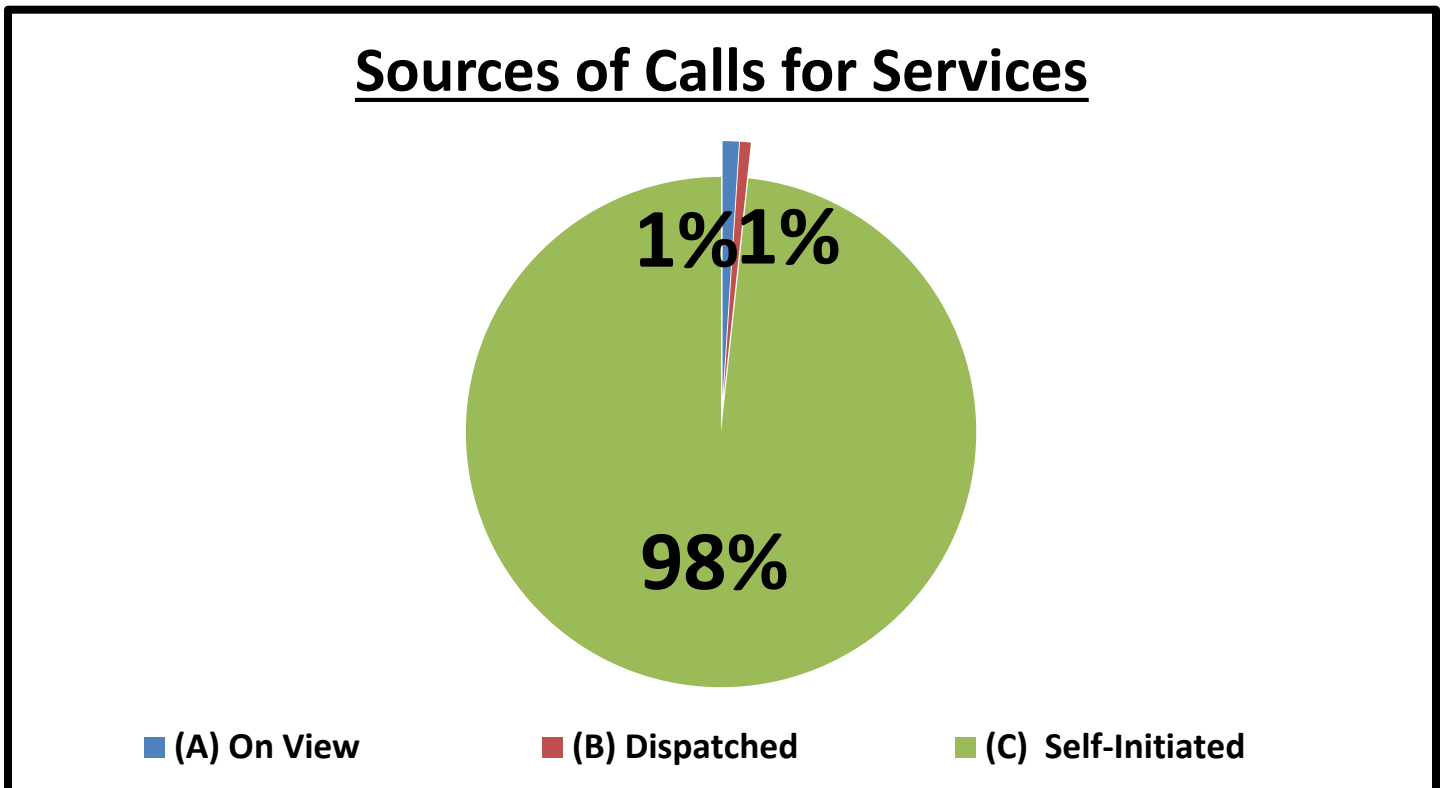
*	Warnings vs. Citations	7H10	TOT	AVER	%
(A)	Written/Verbal Warnings	8	8	1.6	57%
(B)	Citations	6	6	1.2	43%
(C)	Totals	14	14	2.8	100%

J. Sources of Calls for Service Monthly Total:

0292

*	Sources of Calls for Service	7H10	TOT	AVER	%
(A)	On View	3	3	0.6	1%
(B)	Dispatched	2	2	0.4	1%
(C)	Self-Initiated	287	287	57.4	98%
(D)	Totals	292	292	58.4	100%

J1. Sources of Calls for Service Percentages:



K. Sources of Calls for Service Percentages:

*	Sources of Calls for Service	7H10	TOT	AVER
(A)	On View	1%	1%	0.0
(B)	Dispatched	1%	1%	0.0
(C)	Self-Initiated	98%	98%	0.2
(D)	<i>Totals</i>	100%	100%	0.2

L. Free Reserve Personnel Time Utilized in Contract Monthly Total: 000

*	Free Reserve Personnel Time	7H10
(A)	<i>Totals</i>	0

M. Monthly Productivity Analysis Report (M.P.A.R.) - Executive Summary:

*	MUD 460 Unit	7H10
1	Patrol Activity	294
2	Security Checks	287
3	C.I.T. Interactions	0
4	Offense/Incident Reports	2
*	<i>Total Service Calls</i>	583
5	Criminal Arrests	1
7	Traffic Law Enforcement	6
8	Written & Verbal Warnings	8
*	<i>Enforcement Services Calls</i>	15

N. Mileage Total:

0841

*	Mileage	7H10
(A)	<i>Totals</i>	841

N1. Incident Summaries:

01.	DECEMBER 18, 2019	1200 HOURS	THEFT			DEPUTY SYKES, L	
	DAYSHIFT:	6400 BRIMRIDGE LN	MUD 460	"M"	HC:	1912-00144	
	<p>On Wednesday, December 18, 2019, at approximately 1220 hours, while on patrol in the "MUDD 460 District Contract," I was dispatched to a suspicious vehicle call that later turn into a package thief call. The complainant stated that an individual with a hoodie came and rung his doorbell then stole their package from the front porch. A report was generated. Case #1912-00144. The patrol activity type is "PAT= U".</p>						

02.	DECEMBER 11, 2019	1645 HOURS	WARRANT ARREST			DEPUTY SYKES, L	
	DAYSHIFT:	6400 ATLASRIDGE LN	MUD 460	"M"	HC:	1912-00081	
	<p>On Monday, December 11, 2019, at approximately 1645 hours, while on patrol, I initiated a traffic stop and later revealed that my suspect had an out of county warrant from Galveston county. The suspect was booked into JPC and a report was generated. Case #1912-00081 The patrol activity type is "PAT=E"</p>						

Please note: 87H10 = Deputy L. Sykes

Sergeant Ashton Johnson-Hall

Sergeant Ashton Johnson-Hall
 Neighborhood Patrol Division, First Line Supervisor
 Harris County Constable's Office of Precinct 713-643-6602