



MAY WALKER, CONSTABLE
PRECINCT SEVEN
HARRIS COUNTY, TEXAS

MAIN OFFICE
5300 Griggs Road
Houston, Texas 77021
PHONE (713) 643-6602
FAX (713) 643-3401

Date: December 3, 2019

From: Sergeant Ashton Johnson-Hall
Neighborhood Patrol Division, First Line Supervisor
Harris County Constable’s Office of Precinct “7”

To: Property Owners Association
Board of Directors & Management Company

Subject: Day Shift – Monthly Productivity Analysis Report
Enclosure: **MPAR – November 2019**
Distribution: Executive Command Staff & Board of Directors & Management Company

The purpose of this “**Monthly Productivity Analysis Report**” (M.P.A.R.) is to provide the executive command staff with the appropriate data to analyze the productivity of assigned personnel and their shifts’ activities to allow for the validation of individual and divisional performance evaluations. With regard to the specific contents of the report, there are 18 distinctive component parts of this report. These components are enumerated below:

- | | |
|--|---|
| 01. Patrol Activity Details | 10. Traffic Enforcement Report |
| 02. Patrol Activity Analytical Summary | 11. Trends & Percentages of Traffic |
| 03. Patrol Activity Percentages & Trends | 12. Citation & Warning Issuance Review |
| 04. Security Checks Report | 13. Call for Service Report (<i>C.F.S.</i>) |
| 05. Security Checks Percentages & Trends | 14. Trends & Percentages for <i>C.F.S.</i> |
| 06. Crisis Intervention Disposition Report | 15. Overtime Report (service at no Cost) |
| 07. Offense/Incident Generation Report | 16. Reserve Deputy Use (at no Cost) |
| 08. Criminal Arrest Types Report | 17. Incident Summarization |
| 09. Warrant Execution Report | |

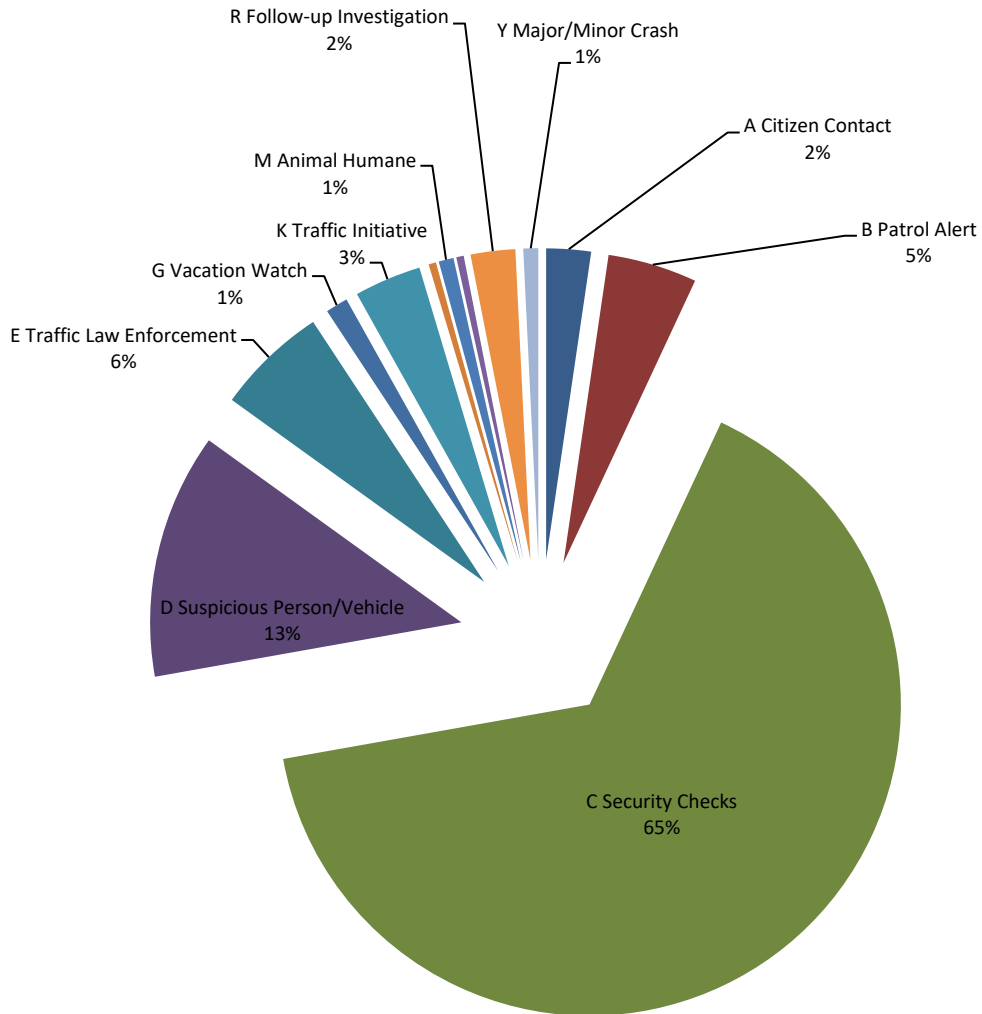
A cursory analysis of the statistical data from this report should be demonstrative of the quality of performance of this agency in realizing the contractual obligations and the overall achievement of the goals and objectives of this Agency and the Contract Division.

A. Patrol Activity Monthly Total:

* Patrol Activity Types	7H10	TOT	AVER	%
A	Citizen Contact	6	1.2	2%
B	Patrol Alert	12	2.4	5%
C	Security Checks	169	33.8	65%
D	Suspicious Person/Vehicle	33	6.6	13%
E	Traffic Law Enforcement	15	3.0	6%
F	Offense/Incident Reports	0	0.0	0%
G	Vacation Watch	3	0.6	1%
H	Open Door / Window	0	0.0	0%
I	Assist Contract Citizen	0	0.0	0%
J	Welfare Check / Med.	0	0.0	0%
K	Traffic Initiative	9	1.8	3%
L	Traffic Hazard	1	0.2	0%
M	Animal Humane	2	0.4	1%
N	Alarms	0	0.0	0%
O	Mental Cases (171)	0	0.0	0%
P	Disturbance	1	0.2	0%
Q	Criminal Investigation	0	0.0	0%
R	Follow-up Investigation	6	1.2	2%
S	Criminal Mischief	0	0.0	0%
T	Burglary Residence/Vehicle	0	0.0	0%
U	Theft / Theft of Business	0	0.0	0%
V	Citizen Assaulted	0	0.0	0%
W	Robbery of an Individual	0	0.0	0%
X	Trespass Warning	0	0.0	0%
Y	Major/Minor Crash	2	0.4	1%
Z	Child Custody Disputes	0	0.0	0%
AA	Assist The Officer (Pct. 7)	0	0.0	0%
BB	Runaway Missing Persons	0	0.0	0%
CC	Assisted LEA	0	0.0	0%
DD	Solicitors	0	0.0	0%
EE	Meeting/Event/Ct.	0	0.0	0%
* MONTH TOTALS	259	259	51.8	100%

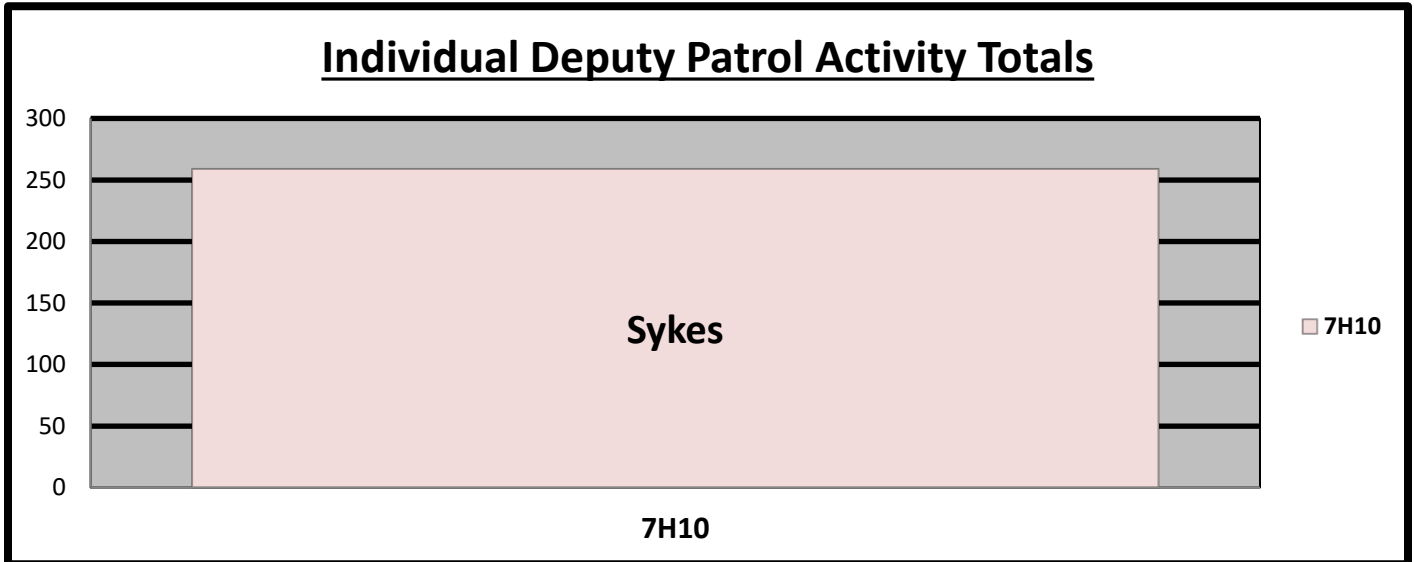
A1. Patrol Activity Percentage:

Percentage of Patrol Activity



- | | | | |
|-------------------------------|------------------------------|----------------------------------|--------------------------------|
| ■ A Citizen Contact | ■ B Patrol Alert | ■ C Security Checks | ■ D Suspicious Person/Vehicle |
| ■ E Traffic Law Enforcement | ■ F Offense/Incident Reports | ■ G Vacation Watch | ■ H Open Door / Window |
| ■ I Assist Contract Citizen | ■ J Welfare Check / Med. | ■ K Traffic Initiative | ■ L Traffic Hazard |
| ■ M Animal Humane | ■ N Alarms | ■ O Mental Cases (171) | ■ P Disturbance |
| ■ Q Criminal Investigation | ■ R Follow-up Investigation | ■ S Criminal Mischief | ■ T Burglary Residence/Vehicle |
| ■ U Theft / Theft of Business | ■ V Citizen Assaulted | ■ W Robbery of an Individual | ■ X Trespass Warning |
| ■ Y Major/Minor Crash | ■ Z Child Custody Disputes | ■ AA Assist The Officer (Pct. 7) | ■ BB Runaway Missing Persons |
| ■ CC Assisted LEA | ■ DD Solicitors | ■ EE Meeting/Event/Ct. | |

A2. Patrol Activity by MUD District 460 Personnel:

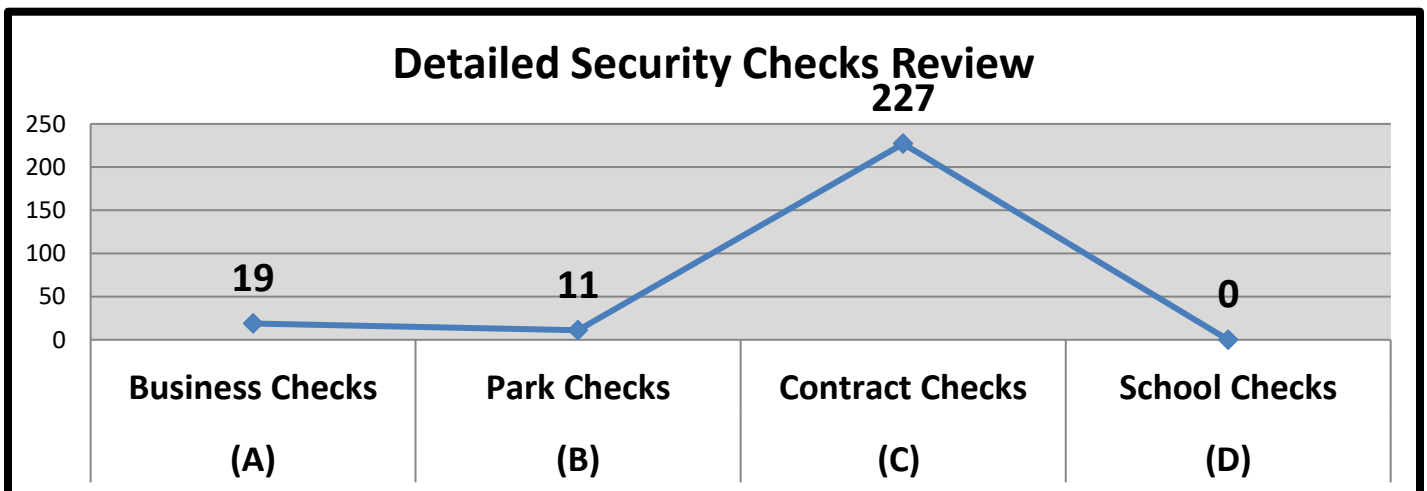


B. Security Checks Monthly Total:

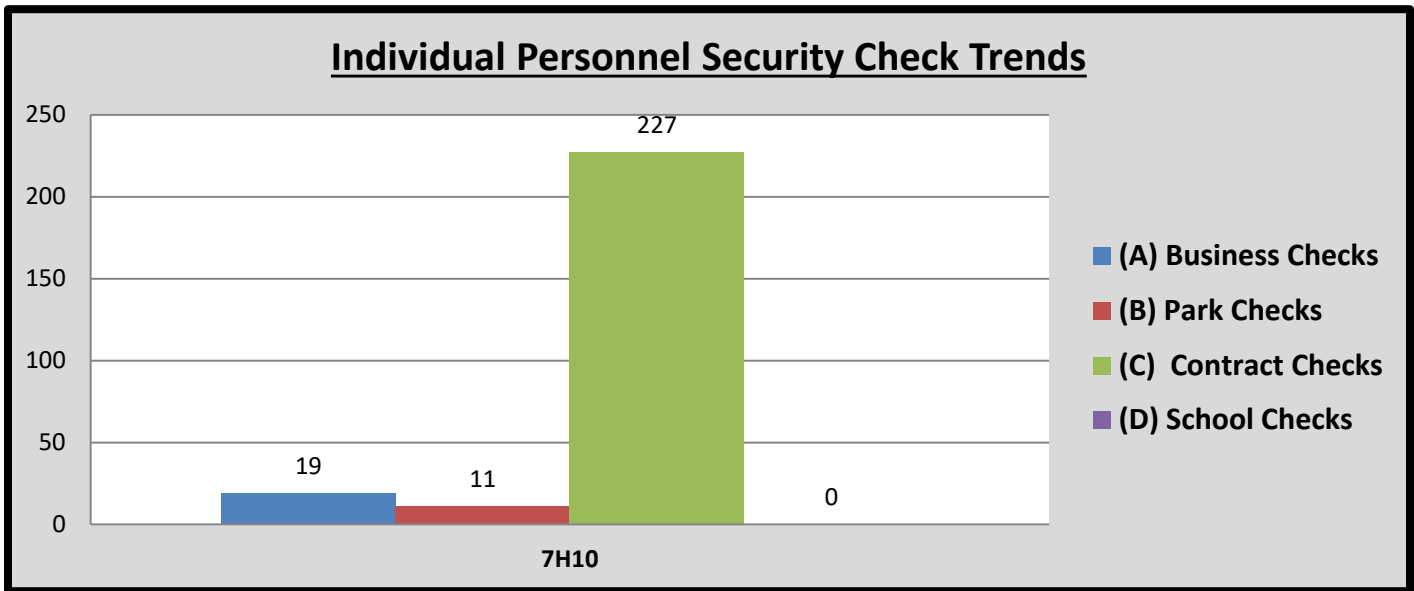
257

*	Security Checks	7H10	TOT	AVER	%
(A)	Business Checks	19	19	3.8	7%
(B)	Park Checks	11	11	2.2	4%
(C)	Contract Checks	227	227	45.4	88%
(D)	Plaza Checks	0	0	0.0	0%
(E)	<i>Totals</i>	257	257	51.4	100%

B. Detailed Security Checks Monthly:



B2. Individual Personnel Security Check Trends:



C. CIT/MHO Dispositions Monthly Total:

000

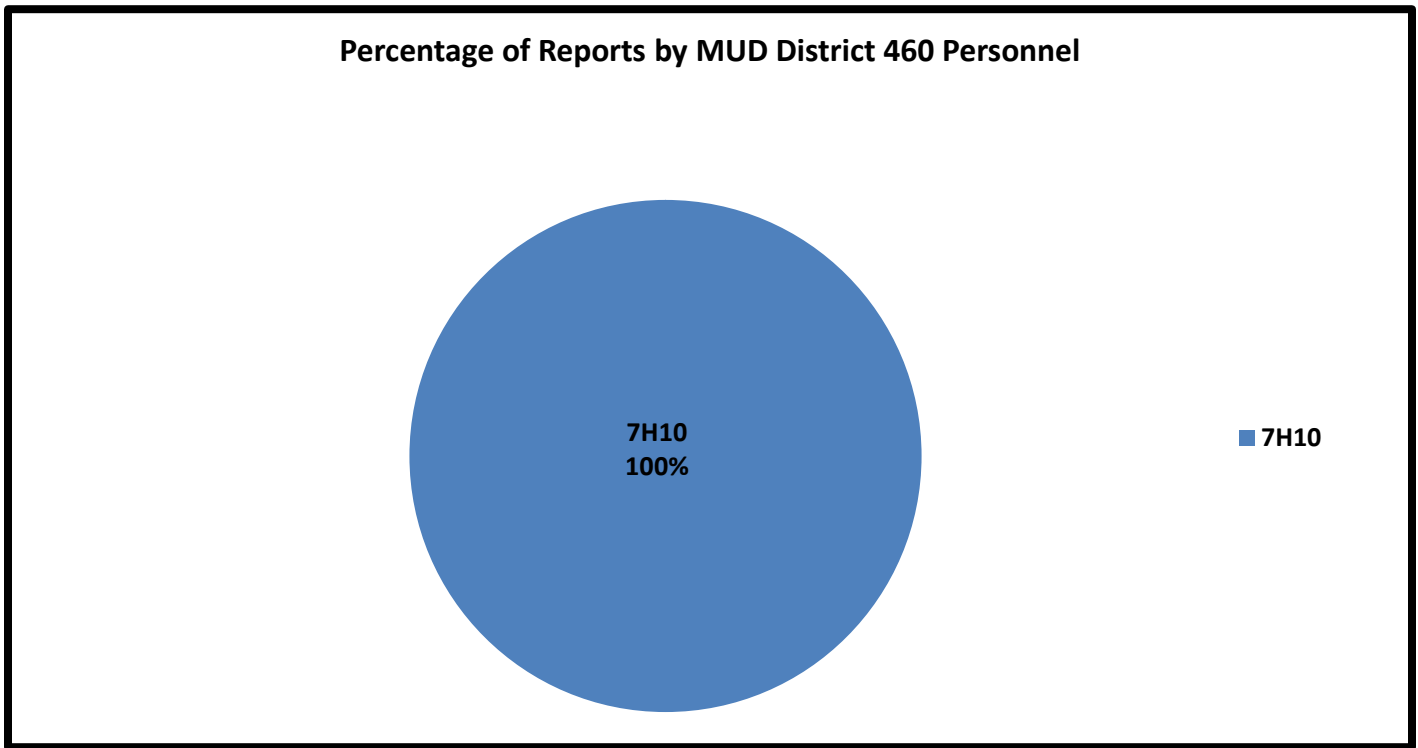
*	<i>C.I.T. Dispositions</i>	7H10
(A)	CIT/MHO Outside Referral	0
(B)	CIT/MHO Transport	0
(C)	CIT/MHO CIT Contact	0
(D)	CIT/MHO Arrest	0
(E)	<i>Totals</i>	0

D. Offense/Incident Reports Monthly Total:

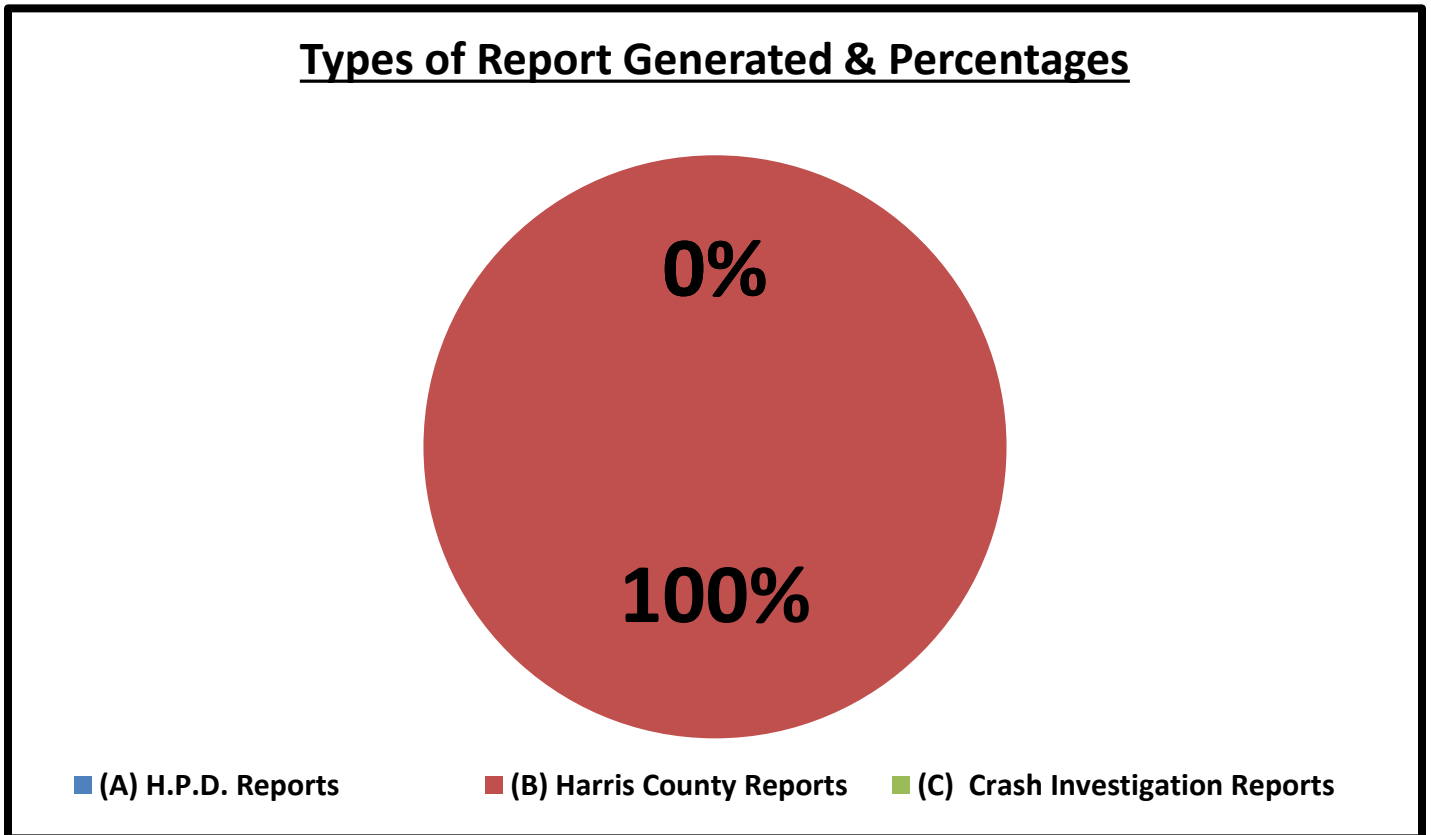
002

*	<i>Offense/Incident Reports</i>	7H10
(A)	H.P.D. Reports	0
(B)	Harris County Reports	2
(C)	Significant Incident Reports	0
(D)	<i>Totals</i>	2

D1. Report Generation Percentages:



D2. Percentages:

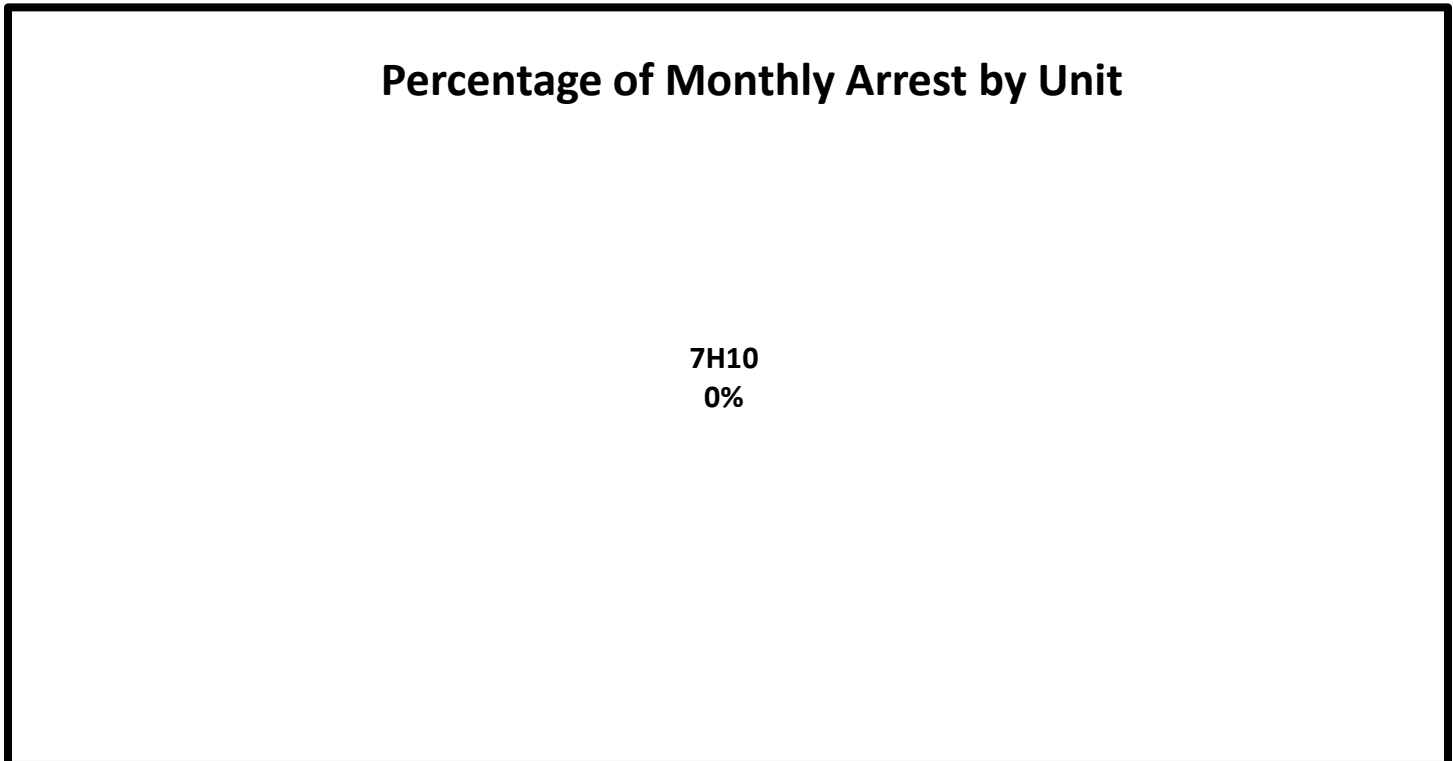


E. Types of Criminal Arrests Monthly Total:


000

*	<i>Types of Criminal Arrests</i>	7H10
A	Felony Assault	0
B	Felony Drug	0
C	Felony Theft	0
D	Felony Other	0
E	Misdemeanor Assault	0
F	Misdemeanor Drug	0
G	Misdemeanor Theft	0
H	Misdemeanor Other	0
I	D.W.L.S.	0
J	D.W.I.	0
K	Burglary	0
L	Weapons	0
M		
	<i>Totals</i>	0

E1. Types of Criminal Arrests Monthly Total:



E2. Types of Criminal Arrests Monthly Total:



F. Executed Warrant Monthly Total:

0000

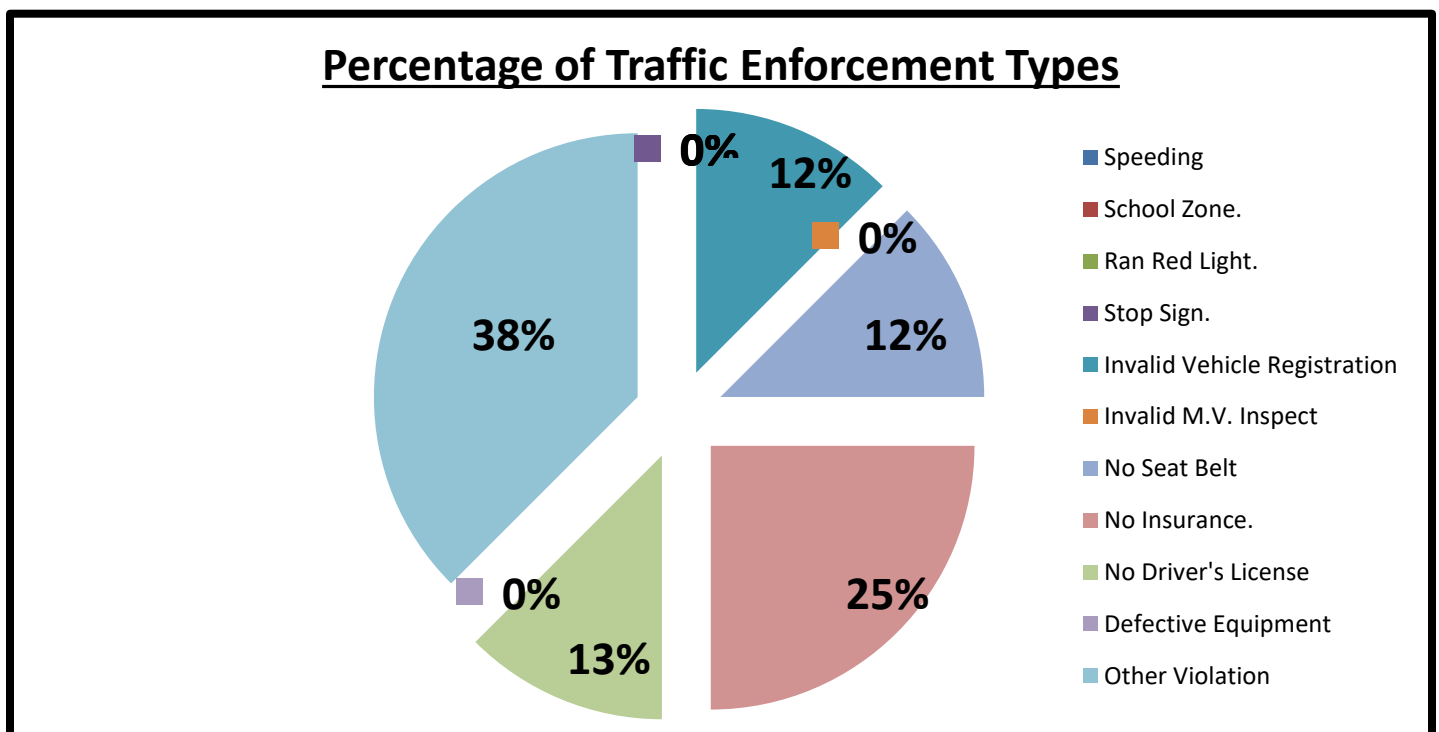
*	<i>Executed Warrants</i>	7H10
(A)	Felony Warrants	0
(B)	Misdemeanor Warrants	0
(C)	<i>Totals</i>	0

G. Traffic Law Enforcement Total:

018

*	Traffic Enforcement	7H10	TOT	AVER	%
A	Speeding	0	0	0.0	0%
B	School Zone.	0	0	0.0	0%
C	Ran Red Light.	0	0	0.0	0%
D	Stop Sign.	0	0	0.0	0%
E	Invalid Vehicle Registration	1	1	0.2	13%
F	Invalid M.V. Inspect	0	0	0.0	0%
G	No Seat Belt	1	1	0.2	13%
H	No Insurance.	2	2	0.4	25%
I	No Driver's License	1	1	0.2	13%
J	Defective Equipment	0	0	0.0	0%
K	Other Violation	3	3	0.6	38%
L	Written Warnings	0	0	0.0	0%
M	Verbal Warning	10	10	2.0	100%
N	Citation	8	8	1.6	44%
O	Total Violations	18	18	3.6	100%

H. Traffic Law Enforcement Total:



I. Citations vs. Warnings Monthly Total:

018

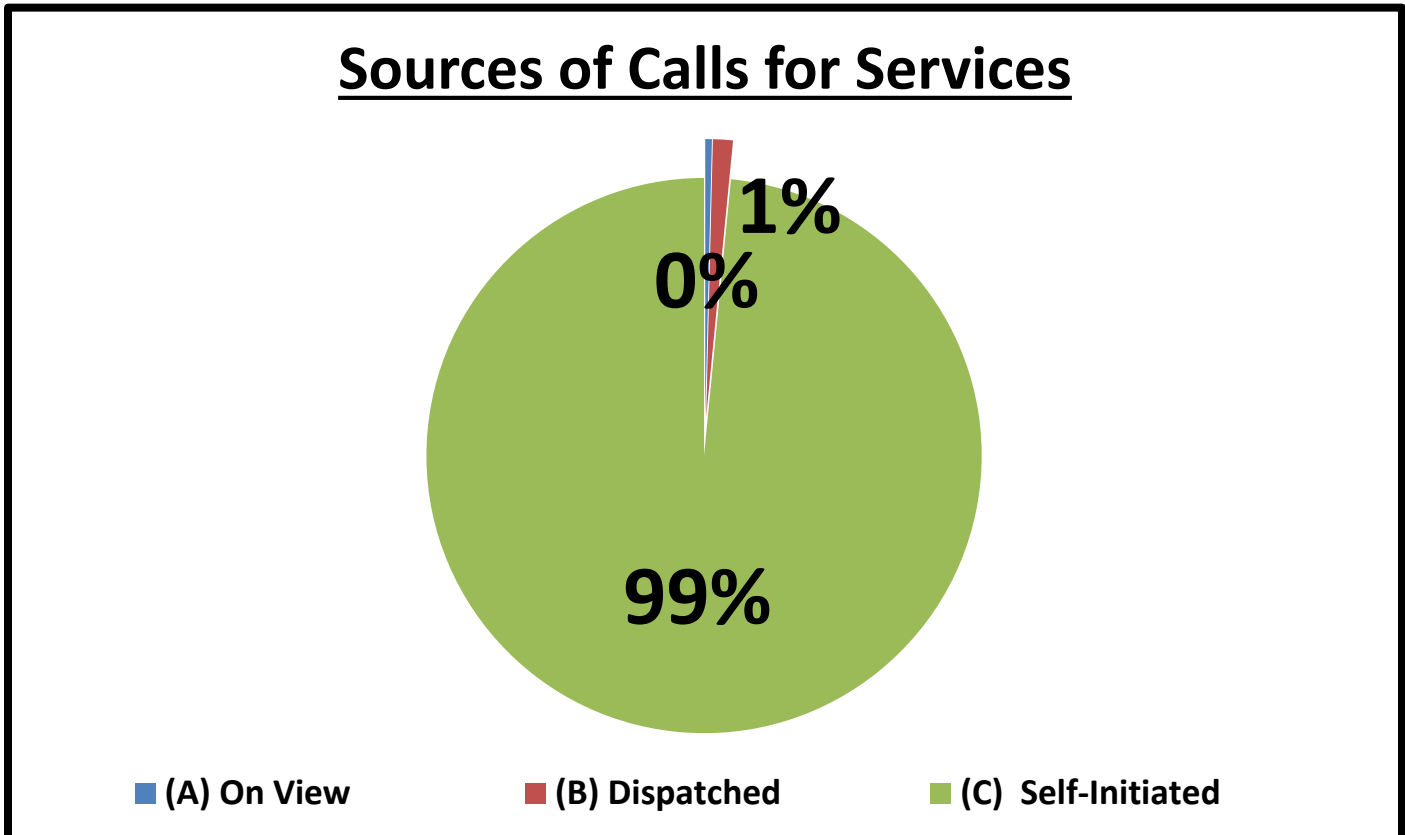
*	Warnings vs. Citations	7H10	TOT	AVER	%
(A)	Written/Verbal Warnings	10	10	2.0	56%
(B)	Citations	8	8	1.6	44%
(C)	<i>Totals</i>	18	18	3.6	100%

J. Sources of Calls for Service Monthly Total:

0259

*	Sources of Calls for Service	7H10	TOT	AVER	%
(A)	On View	1	1	0.2	0%
(B)	Dispatched	3	3	0.6	1%
(C)	Self-Initiated	255	255	51.0	98%
(D)	<i>Totals</i>	259	259	51.8	100%

J1. Sources of Calls for Service Percentages:



K. Sources of Calls for Service Percentages:

*	Sources of Calls for Service	7H10	TOT	AVER
(A)	On View	0%	0%	0.0
(B)	Dispatched	1%	1%	0.0
(C)	Self-Initiated	98%	98%	0.2
(D)	Totals	100%	100%	0.2

L. Free Reserve Personnel Time Utilized in Contract Monthly Total: 000

*	Free Reserve Personnel Time	7H10
(A)	Totals	0

M. Monthly Productivity Analysis Report (M.P.A.R.) - Executive Summary:

*	MUD 460 Unit	7H10
1	Patrol Activity	259
2	Security Checks	257
3	C.I.T. Interactions	0
4	Offense/Incident Reports	2
*	Total Service Calls	518
5	Criminal Arrests	0
7	Traffic Law Enforcement	8
8	Written & Verbal Warnings	10
*	Enforcement Services Calls	18

N. Mileage Total:

0714

*	Mileage	7H10
(A)	Totals	714

N1. Incident Summaries:

01.	NOVEMBER 06, 2019	1200 HOURS	SUPPLEMENT-ASSAULT		DEPUTY SYKES, L	
	DAYSHIFT:	12830 ALMEDA CROSSIN	MUD 460	"M"	HC:	1911-00045
	<p>On Wednesday, November 06, 2019, at approximately 1256 hours, while on patrol in the "MUD 460 District" contract, I was dispatched to a family disturbance that later turn into a domestic prevention call. The complainant wanted her mom out her house because she had been assaulting a minor inside the household. A domestic prevention officer was called to the sense and took primary and a 2B warrant was filed. I completed a supplement report. The patrol activity type is "PAT= P".</p>					

02.	NOVEMBER 25, 2019	1200 HOURS	ANIMAL HUMANE		DEPUTY SYKES, L	
	DAYSHIFT:	7200 ALMEDA GEN/FORB	MUD 460	"M"	HC:	1911-00217
	<p>On Monday, November 25, 2019, at approximately 1211 hours, while on patrol in the "MUD 460 District" contract, I was flagged down by a white male in reference to a dog being dropped off with major cuts to his throat. Animal control was called out for the dog and the dog was transferred to a shelter. Report generated, Case #1911-00217 The patrol activity type is "PAT= M".</p>					

Please note: 87H10 = Deputy L. Sykes

Sergeant Ashton Johnson-Hall

Sergeant Ashton Johnson-Hall
 Neighborhood Patrol Division, First Line Supervisor
 Harris County Constable's Office of Precinct 713-643-6602