



MAY WALKER, CONSTABLE
PRECINCT SEVEN
HARRIS COUNTY, TEXAS

MAIN OFFICE
5300 Griggs Road
Houston, Texas 77021
PHONE (713) 643-6602
FAX (713) 643-3401

Date: December 3, 2019

From: Sergeant Ashton Johnson-Hall
Neighborhood Patrol Division, First Line Supervisor
Harris County Constable’s Office of Precinct “7”

To: Property Owners Association
Board of Directors & Management Company

Subject: Night Shift – Monthly Productivity Analysis Report
Enclosure: **MPAR – November 2019**
Distribution: Executive Command Staff & Board of Directors & Management Company

The purpose of this “**Monthly Productivity Analysis Report**” (M.P.A.R.) is to provide the executive command staff with the appropriate data to analyze the productivity of assigned personnel and their shifts’ activities to allow for the validation of individual and divisional performance evaluations. With regard to the specific contents of the report, there are 18 distinctive component parts of this report. These components are enumerated below:

- | | |
|--|---|
| 01. Patrol Activity Details | 10. Traffic Enforcement Report |
| 02. Patrol Activity Analytical Summary | 11. Trends & Percentages of Traffic |
| 03. Patrol Activity Percentages & Trends | 12. Citation & Warning Issuance Review |
| 04. Security Checks Report | 13. Call for Service Report (<i>C.F.S.</i>) |
| 05. Security Checks Percentages & Trends | 14. Trends & Percentages for <i>C.F.S.</i> |
| 06. Crisis Intervention Disposition Report | 15. Overtime Report (service at no Cost) |
| 07. Offense/Incident Generation Report | 16. Reserve Deputy Use (at no Cost) |
| 08. Criminal Arrest Types Report | 17. Incident Summarization |
| 09. Warrant Execution Report | |

A cursory analysis of the statistical data from this report should be demonstrative of the quality of performance of this agency in realizing the contractual obligations and the overall achievement of the goals and objectives of this Agency and the Contract Division.

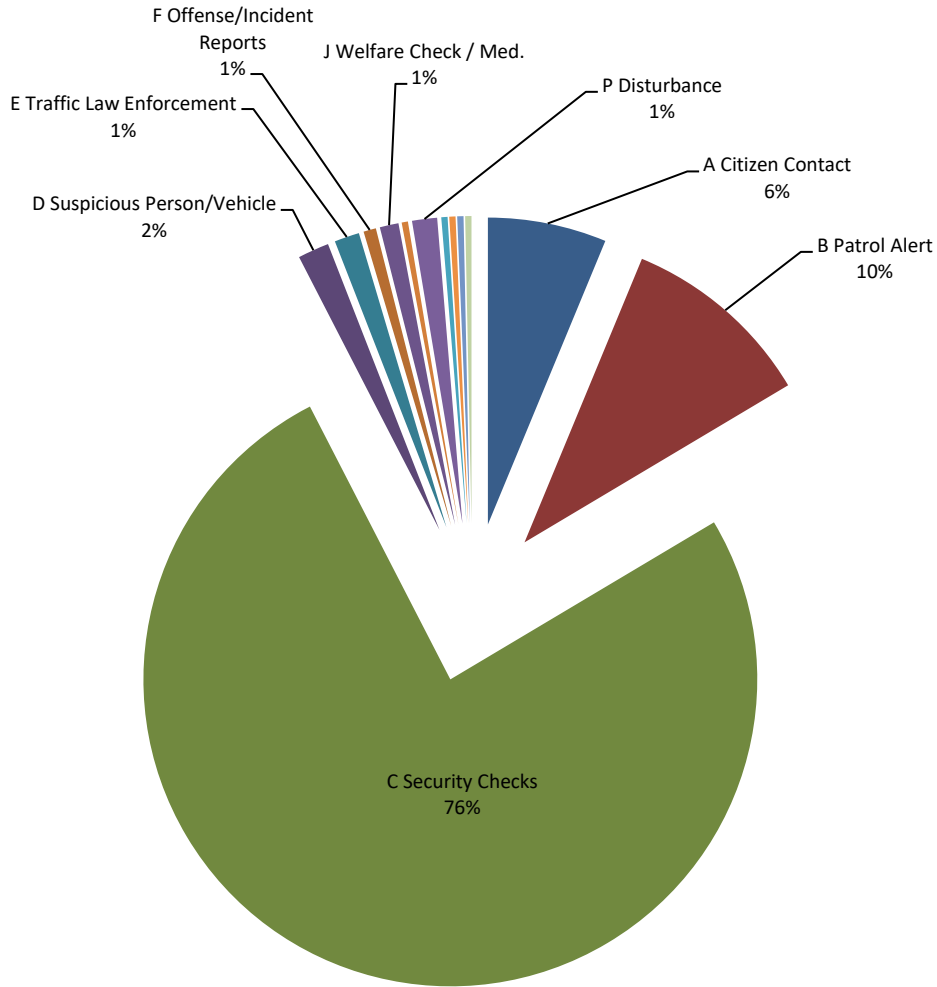
A. Patrol Activity Monthly Total:

0304

* Patrol Activity Types	7H30	TOT	AVER	%
A	Citizen Contact	19	3.8	6%
B	Patrol Alert	31	6.2	10%
C	Security Checks	231	46.2	76%
D	Suspicious Person/Vehicle	5	1.0	2%
E	Traffic Law Enforcement	4	0.8	1%
F	Offense/Incident Reports	2	0.4	1%
G	Vacation Watch	0	0.0	0%
H	Open Door / Window	0	0.0	0%
I	Assist Contract Citizen	0	0.0	0%
J	Welfare Check / Med.	3	0.6	1%
K	Traffic Initiative	0	0.0	0%
L	Traffic Hazard	1	0.2	0%
M	Animal Humane	0	0.0	0%
N	Alarms	0	0.0	0%
O	Mental Cases (171)	0	0.0	0%
P	Disturbance	4	0.8	1%
Q	Criminal Investigation	1	0.2	0%
R	Follow-up Investigation	1	0.2	0%
S	Criminal Mischief	1	0.2	0%
T	Burglary Residence/Vehicle	0	0.0	0%
U	Theft / Theft of Business	0	0.0	0%
V	Citizen Assaulted	0	0.0	0%
W	Robbery of an Individual	0	0.0	0%
X	Trespass Warning	0	0.0	0%
Y	Major/Minor Crash	0	0.0	0%
Z	Child Custody Disputes	0	0.0	0%
AA	Assist The Officer (Pct. 7)	1	0.2	0%
BB	Runaway Missing Persons	0	0.0	0%
CC	Assisted LEA	0	0.0	0%
DD	Solicitors	0	0.0	0%
EE	Meeting/Event/Ct.	0	0.0	0%
* MONTH TOTALS	304	304	60.8	100%

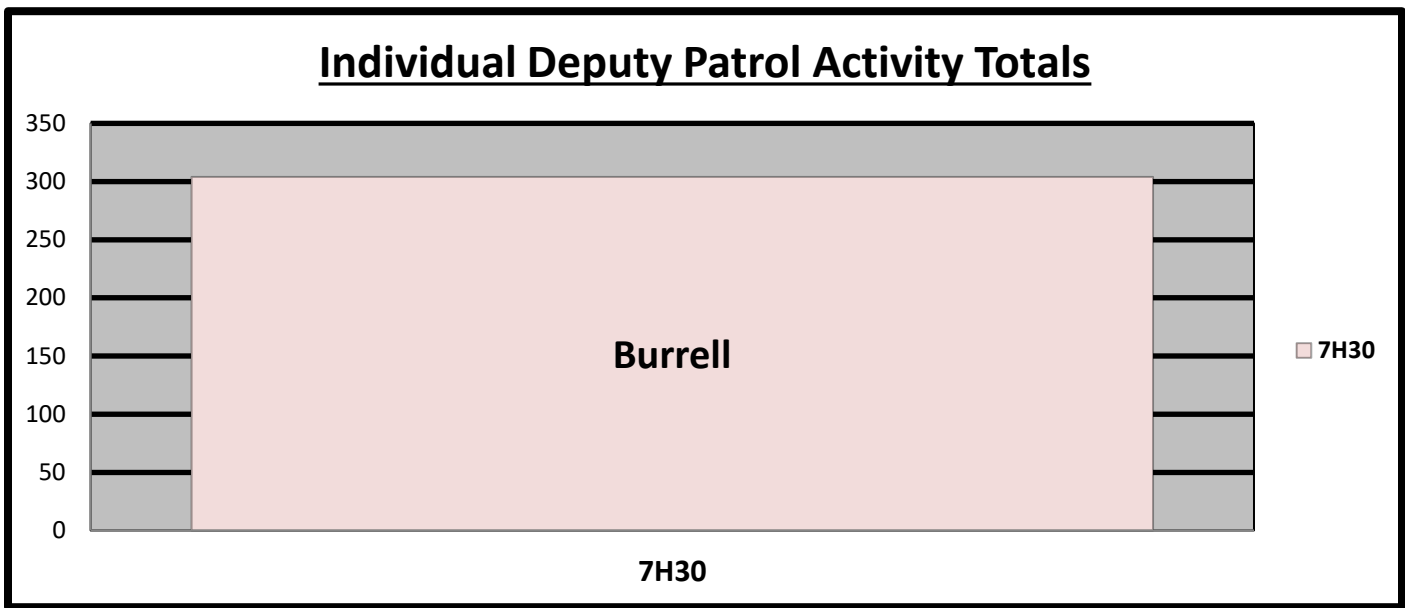
A1. Patrol Activity Percentage:

Percentage of Patrol Activity



- | | | | |
|-------------------------------|------------------------------|----------------------------------|--------------------------------|
| ■ A Citizen Contact | ■ B Patrol Alert | ■ C Security Checks | ■ D Suspicious Person/Vehicle |
| ■ E Traffic Law Enforcement | ■ F Offense/Incident Reports | ■ G Vacation Watch | ■ H Open Door / Window |
| ■ I Assist Contract Citizen | ■ J Welfare Check / Med. | ■ K Traffic Initiative | ■ L Traffic Hazard |
| ■ M Animal Humane | ■ N Alarms | ■ O Mental Cases (171) | ■ P Disturbance |
| ■ Q Criminal Investigation | ■ R Follow-up Investigation | ■ S Criminal Mischief | ■ T Burglary Residence/Vehicle |
| ■ U Theft / Theft of Business | ■ V Citizen Assaulted | ■ W Robbery of an Individual | ■ X Trespass Warning |
| ■ Y Major/Minor Crash | ■ Z Child Custody Disputes | ■ AA Assist The Officer (Pct. 7) | ■ BB Runaway Missing Persons |
| ■ CC Assisted LEA | ■ DD Solicitors | ■ EE Meeting/Event/Ct. | |

A2. Patrol Activity by MUD District 404 Personnel:

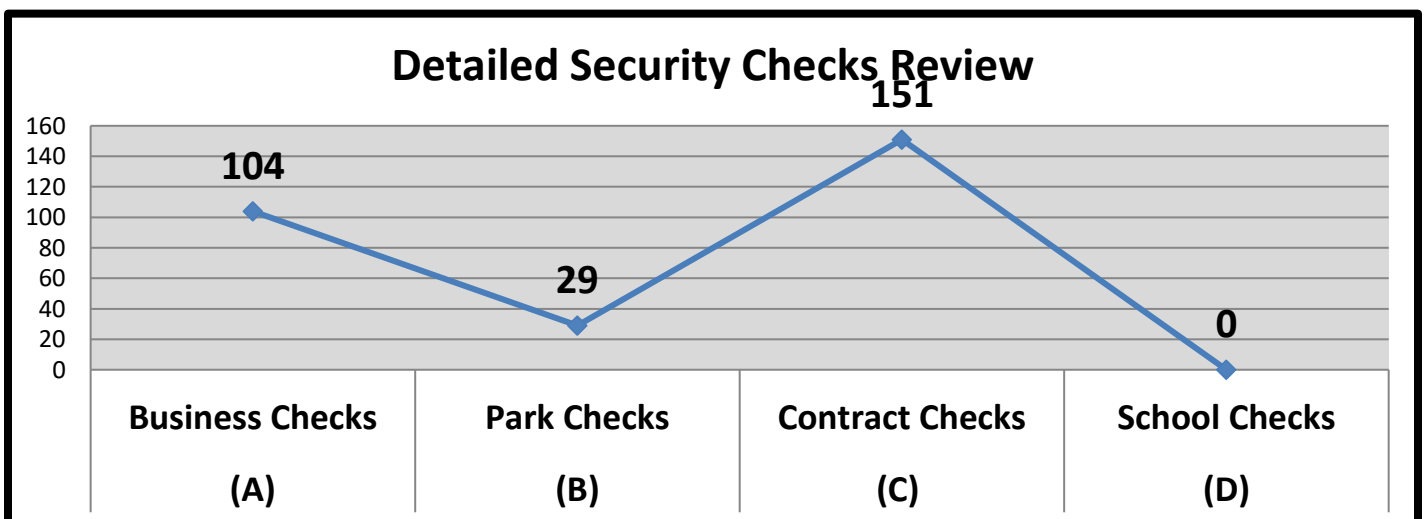


B. Security Checks Monthly Total:

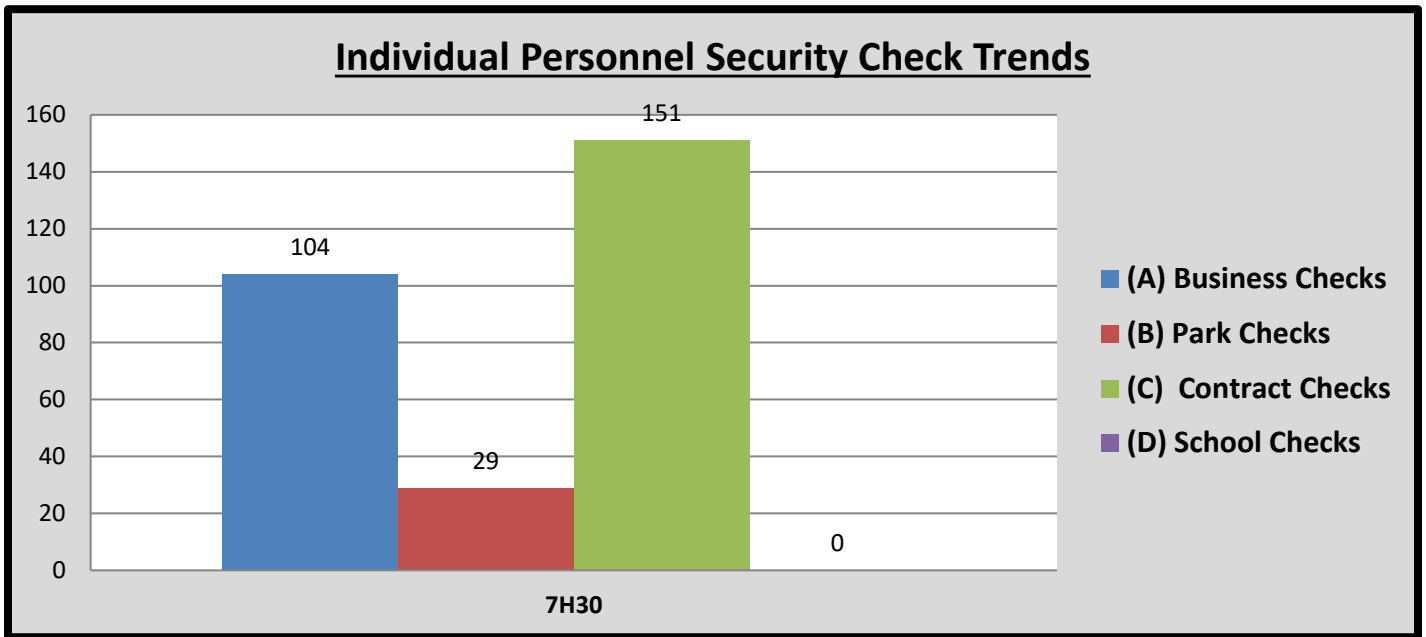
284

*	Security Checks	7H30	TOT	AVER	%
(A)	Business Checks	104	104	20.8	37%
(B)	Park Checks	29	29	5.8	10%
(C)	Contract Checks	151	151	30.2	53%
(D)	Plaza Checks	0	0	0.0	0%
(E)	<i>Totals</i>	284	284	56.8	100%

B. Detailed Security Checks Monthly:



B2. Individual Personnel Security Check Trends:



C. CIT/MHO Dispositions Monthly Total:

000

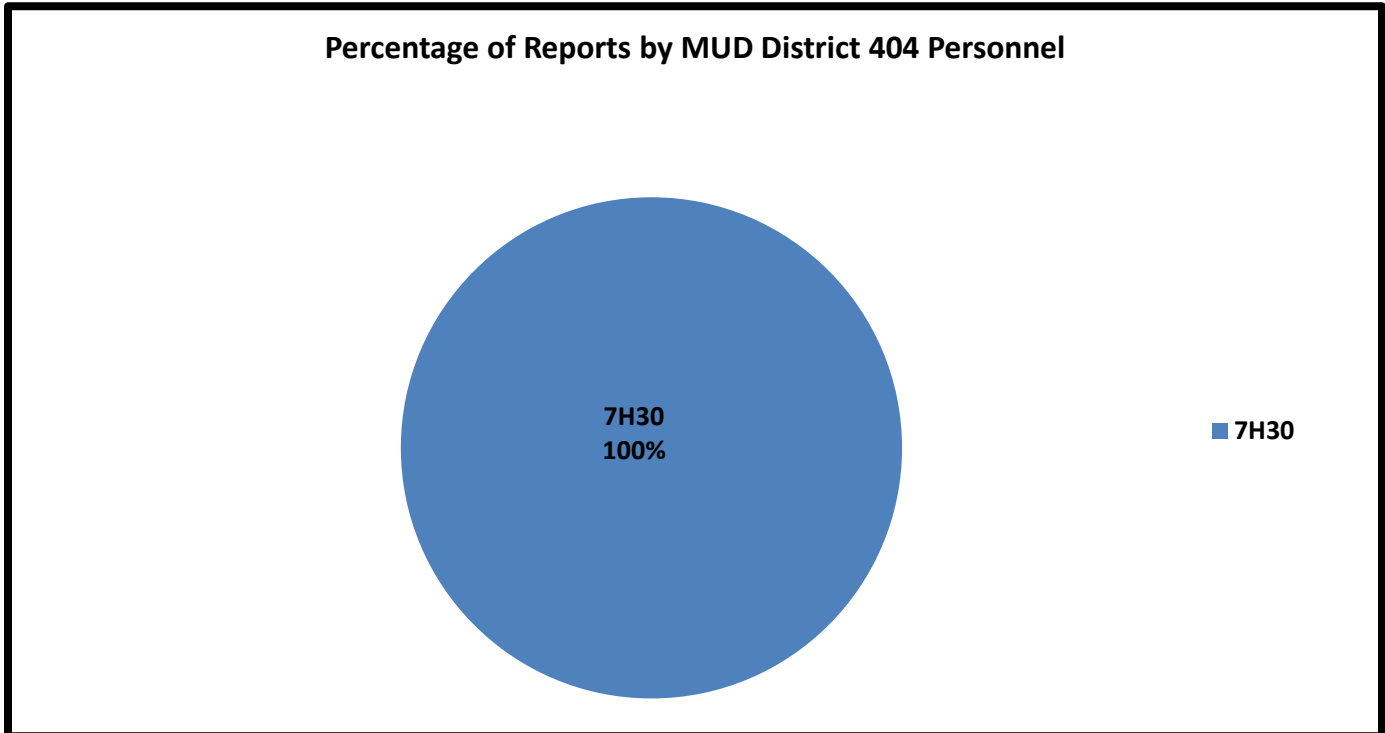
*	<i>C.I.T. Dispositions</i>	7H30
(A)	CIT/MHO Outside Referral	0
(B)	CIT/MHO Transport	0
(C)	CIT/MHO CIT Contact	0
(D)	CIT/MHO Arrest	0
(E)	<i>Totals</i>	0

D. Offense/Incident Reports Monthly Total:

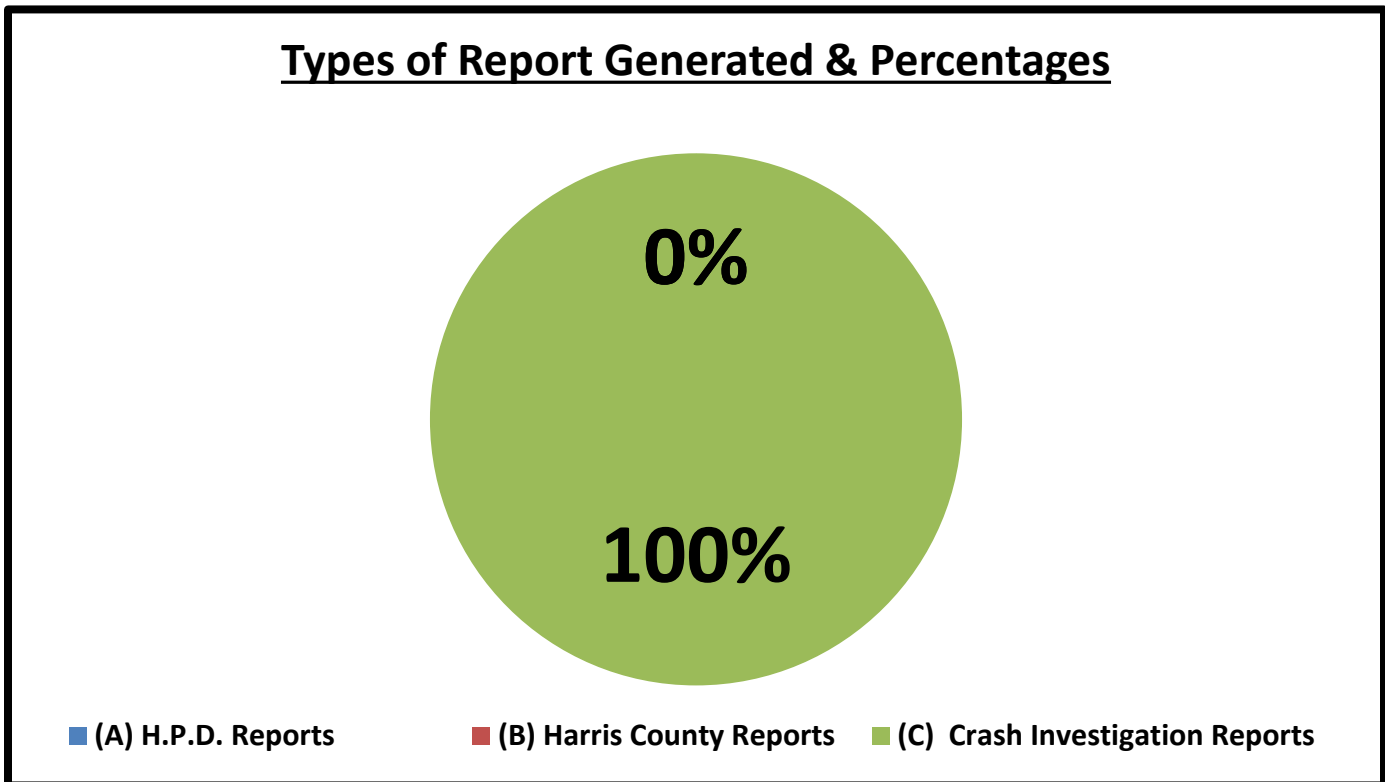
002

*	<i>Offense/Incident Reports</i>	7H30
(A)	H.P.D. Reports	0
(B)	Harris County Reports	2
(C)	Crash Investigation Reports	0
(D)	<i>Totals</i>	2

D1. Report Generation Percentages:



D2. Percentages:

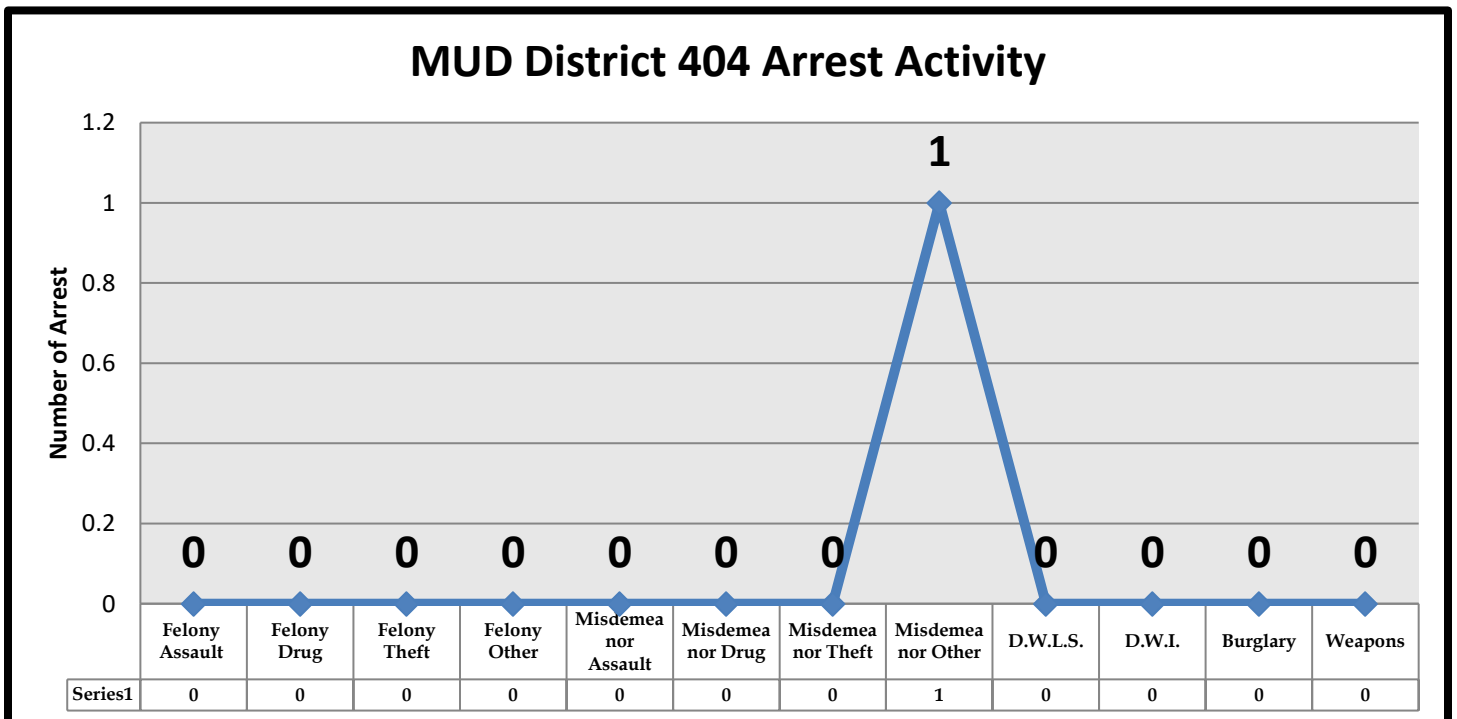


E. Types of Criminal Arrests Monthly Total:

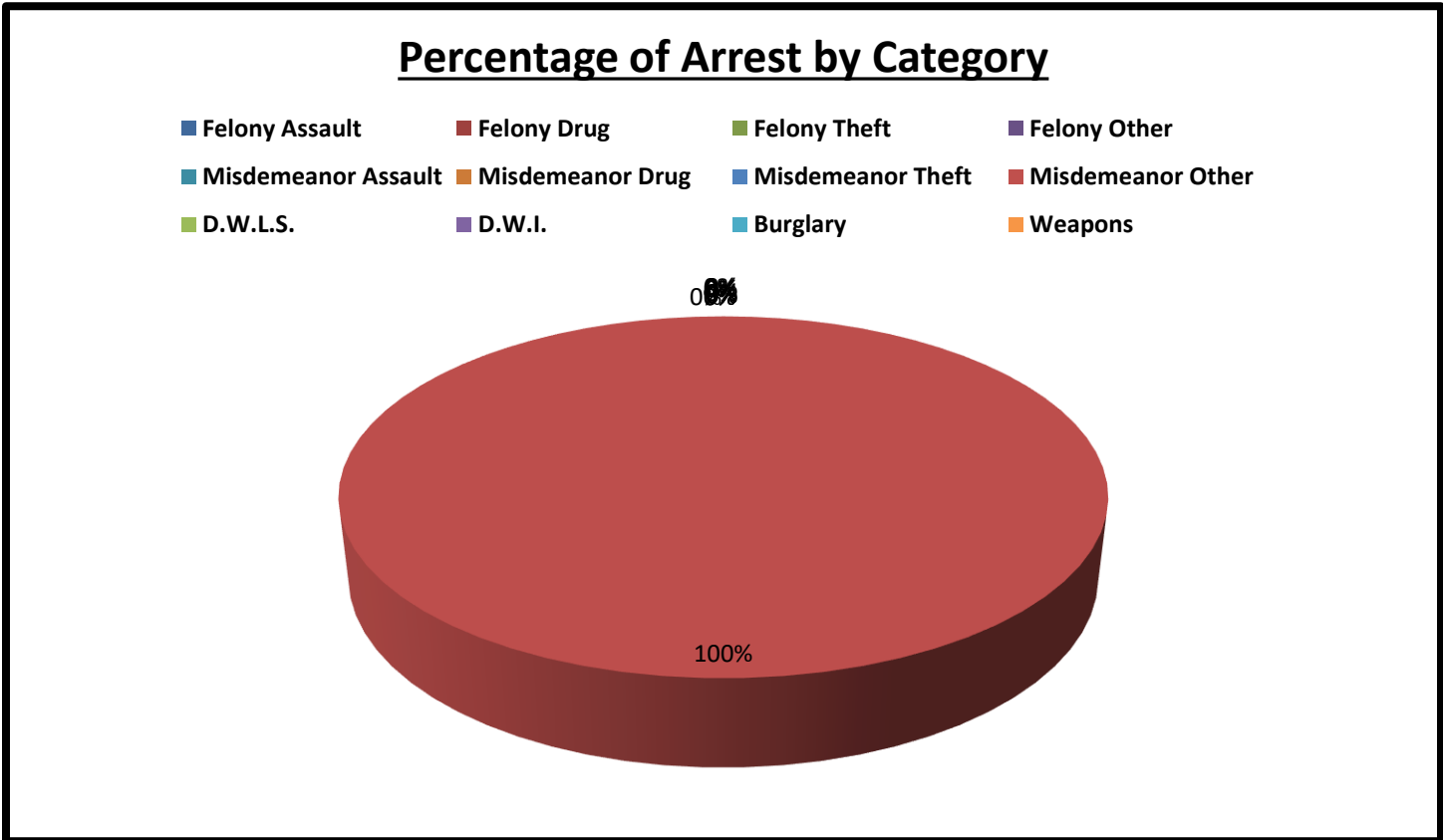
001

*	<i>Types of Criminal Arrests</i>	7H30
A	Felony Assault	0
B	Felony Drug	0
C	Felony Theft	0
D	Felony Other	0
E	Misdemeanor Assault	0
F	Misdemeanor Drug	0
G	Misdemeanor Theft	0
H	Misdemeanor Other	1
I	D.W.L.S.	0
J	D.W.I.	0
K	Burglary	0
L	Weapons	0
M	<i>Totals</i>	1

E1. Types of Criminal Arrests Monthly Total:



E2. Types of Criminal Arrests Monthly Total:



F. Executed Warrant Monthly Total:

0000

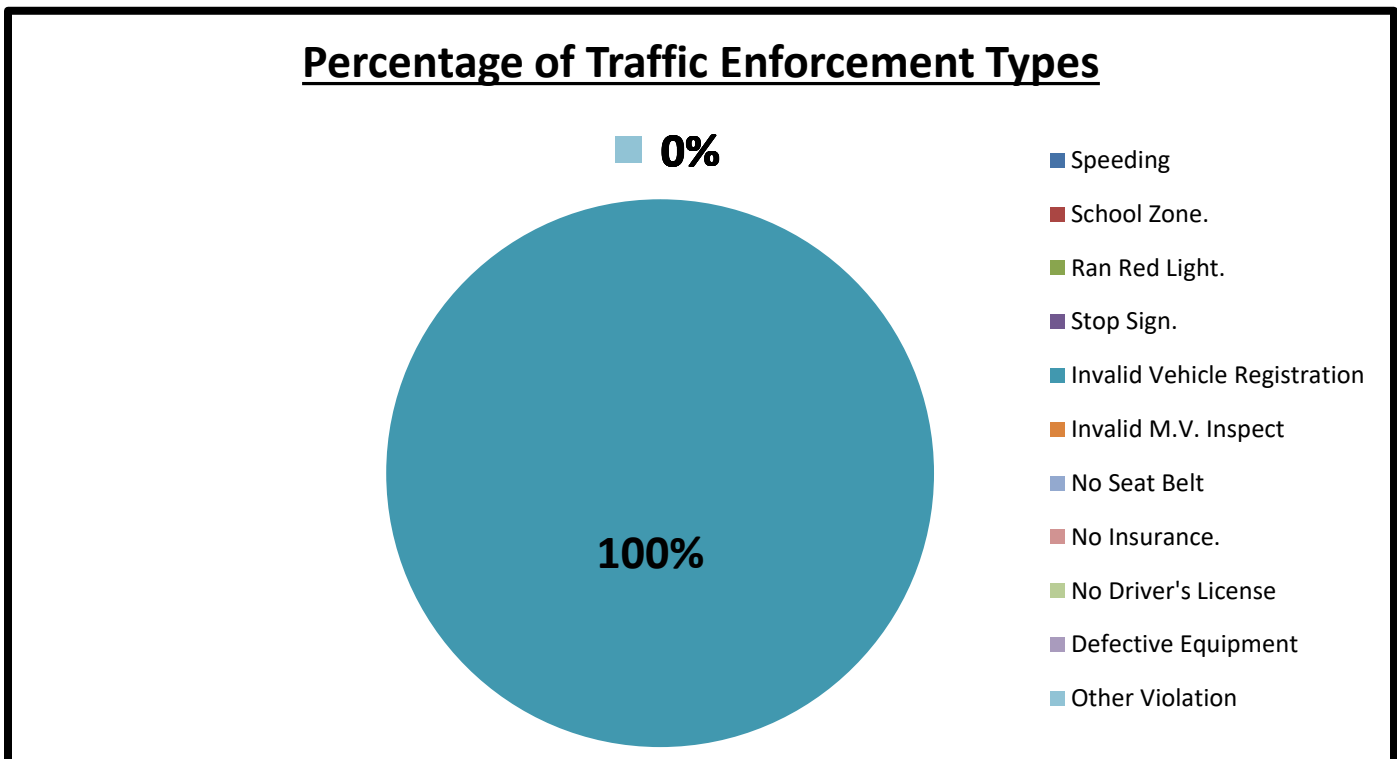
*	<i>Executed Warrants</i>	7H30
(A)	Felony Warrants	0
(B)	Misdemeanor Warrants	0
(C)	<i>Totals</i>	0

G. Traffic Law Enforcement Total:

002

*	Traffic Enforcement	7H30	TOT	AVER	%
A	Speeding	0	0	0.0	0%
B	School Zone.	0	0	0.0	0%
C	Ran Red Light.	0	0	0.0	0%
D	Stop Sign.	0	0	0.0	0%
E	Invalid Vehicle Registration	1	1	0.2	100%
F	Invalid M.V. Inspect	0	0	0.0	0%
G	No Seat Belt	0	0	0.0	0%
H	No Insurance.	0	0	0.0	0%
I	No Driver's License	0	0	0.0	0%
J	Defective Equipment	0	0	0.0	0%
K	Other Violation	0	0	0.0	0%
L	Written Warnings	0	0	0.0	0%
M	Verbal Warning	1	1	0.2	100%
N	Citation	1	1	0.2	50%
O	Total Violations	2	2	0.4	100%

H. Traffic Law Enforcement Total:



I. Citations vs. Warnings Monthly Total:

002

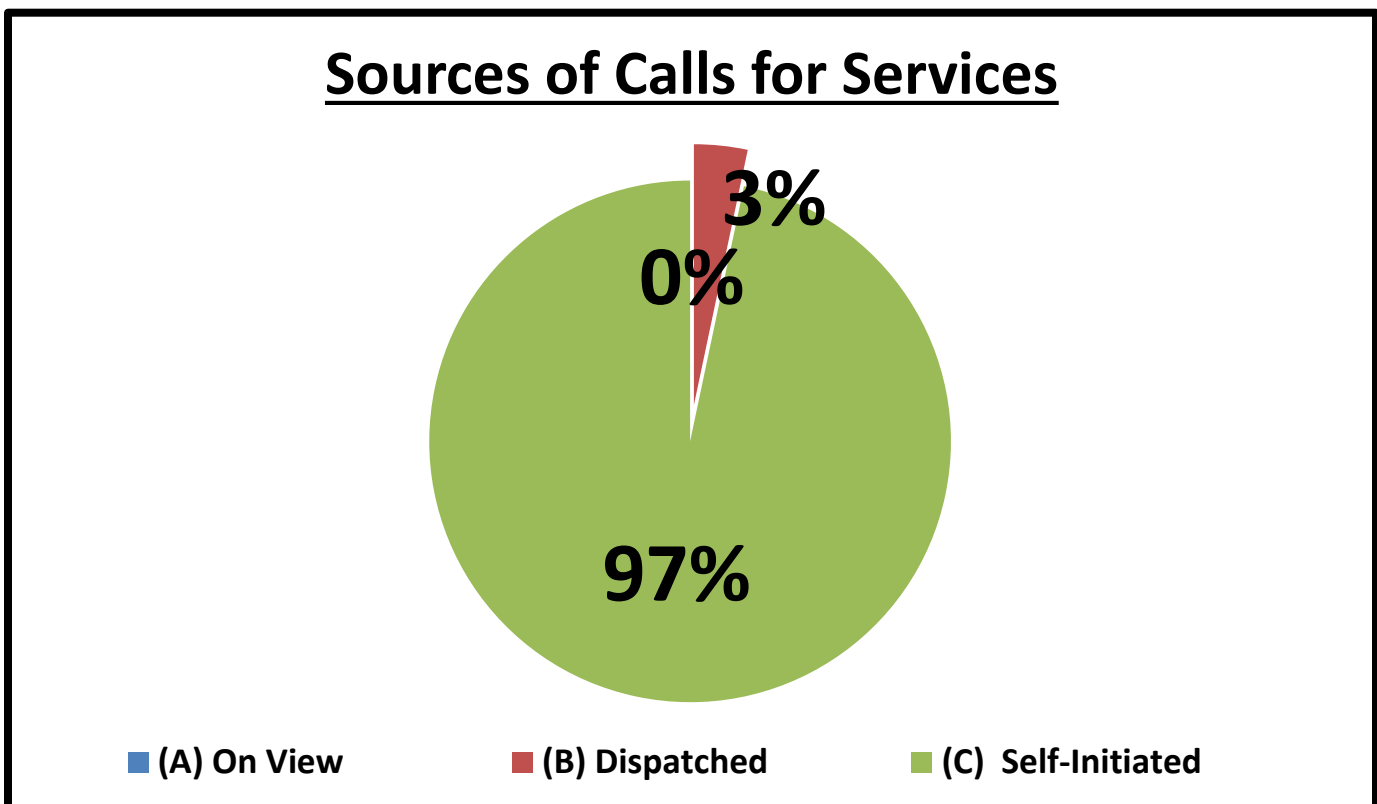
*	<i>Warnings vs. Citations</i>	7H30	TOT	AVER	%
(A)	Written/Verbal Warnings	1	1	0.2	50%
(B)	Citations	1	1	0.2	50%
(C)	<i>Totals</i>	2	2	0.4	100%

J. Sources of Calls for Service Monthly Total:

0302

*	<i>Sources of Calls for Service</i>	7H30	TOT	AVER	%
(A)	On View	0	0	0.0	0%
(B)	Dispatched	10	10	2.0	3%
(C)	Self-Initiated	292	292	58.4	97%
(D)	<i>Totals</i>	302	302	60.4	100%

J1. Sources of Calls for Service Percentages:



K. Sources of Calls for Service Percentages:

*	Sources of Calls for Service	7H30	TOT	AVER
(A)	On View	0%	0%	0.0
(B)	Dispatched	3%	3%	0.0
(C)	Self-Initiated	97%	97%	0.2
(D)	<i>Totals</i>	100%	100%	0.2

L. Free Reserve Personnel Time Utilized in Contract Monthly Total: 000

*	Free Reserve Personnel Time	7H30
(A)	<i>Totals</i>	0

M. Monthly Productivity Analysis Report (M.P.A.R.) - Executive Summary:

*	MUD District 404 Units	7H30
1	Patrol Activity	304
2	Security Checks	284
3	C.I.T. Interactions	0
4	Offense/Incident Reports	2
*	<i>Total Service Calls</i>	590
5	Criminal Arrests	1
7	Traffic Law Enforcement	1
8	Written & Verbal Warnings	1
*	<i>Enforcement Services Calls</i>	3

N. Mileage Total:

0643

*	Mileage	7H30
(A)	<i>Totals</i>	643

N1. Incident Summaries:

01.	NOVEMBER 01, 2019	2200 HOURS	FAIL TO IDENTIFY	DEPUTY A. BURRELL
	NIGHTSHIFT:	11900 OAKMOOR PKWY	MUD404	"M"
			HC:	1911-00013
<p>On Friday, November 01, 2019, at approximately 2238 hours , while on patrol in the "MUD 404 District" contract, when I observed a vehicle being operated on public roadway with defective equipment, namely a defective headlamp. During the course of the investigation, the driver was found to provide false name and information to the Deputy. The driver was arrested and transported to Joint Processing Center (JPC). The patrol activity type is "PAT=E/Q".</p>				

01.	NOVEMBER 20, 2019	2000 HOURS	BURGLARY IN PROGRESS	DEPUTY A. BURRELL
	NIGHTSHIFT:	11700 JELICOE DRIVE	MUD404	"M"
			HC:	1911-00082
<p>On Thursday, November 20, 2019, at approximately 2047 hours, while on patrol in the "MUD 404 District" contract, when I along with Sergeant A. Johnson-Hall responded to a burglary in progress at 11700 Jelicoe Dr. Upon arrival, Deputies were able to locate and place two juvenile were taken into custody. I generated a supplement report. The patrol activity type is "PAT= T".</p>				

Please note: 87H30 = Deputy A. Burrell

Sergeant Ashton Johnson-Hall

Sergeant Ashton Johnson-Hall
 Neighborhood Patrol Division, First Line Supervisor
 Harris County Constable's Office of Precinct 713-643-6602