



MAY WALKER, CONSTABLE
PRECINCT SEVEN
HARRIS COUNTY, TEXAS

MAIN OFFICE
5300 Griggs Road
Houston, Texas 77021
PHONE (713) 643-6602
FAX (713) 643-3401

Date: November 19, 2019

From: Sergeant Odell Haynes
Contract Sergeant, Field Operations
Harris County Constable's Office of Precinct "7"

To: Midtown Management District
Public Safety Committee & Midtown Management Board of Directors

Subject: October Monthly Productivity Analysis Report
Enclosure: **MPAR – October 2019**
Distribution: Executive Command Staff & Board of Directors & Management Company

The purpose of this "**Monthly Productivity Analysis Report**" (M.P.A.R.) is to provide the executive command staff with the appropriate data to analyze the productivity of assigned personnel and their shifts' activities to allow for the validation of individual and divisional performance evaluations. With regard to the specific contents of the report, there are 18 distinctive component parts of this report. These components are enumerated below:

- | | |
|--|---|
| 01. Patrol Activity Details | 10. Traffic Enforcement Report |
| 02. Patrol Activity Analytical Summary | 11. Trends & Percentages of Traffic |
| 03. Patrol Activity Percentages & Trends | 12. Citation & Warning Issuance Review |
| 04. Security Checks Report | 13. Call for Service Report (<i>C.F.S.</i>) |
| 05. Security Checks Percentages & Trends | 14. Trends & Percentages for <i>C.F.S.</i> |
| 06. Crisis Intervention Disposition Report | 15. Overtime Report (service at no Cost) |
| 07. Offense/Incident Generation Report | 16. Reserve Deputy Use (at no Cost) |
| 08. Criminal Arrest Types Report | 17. Incident Summarization |
| 09. Warrant Execution Report | 18. Hotspot Report Data Review |

A cursory analysis of the statistical data from this report should be demonstrative of the quality of performance of this agency in realizing the contractual obligations and the overall achievement of the goals and objectives of this Agency and the Contract Division.

2089 total miles were driven, and the shift responded to **595** total service calls and conducted **000** crash investigations. The shift issued **00** traffic citations, made **05** arrests and handled **012** enforcement service-related calls.

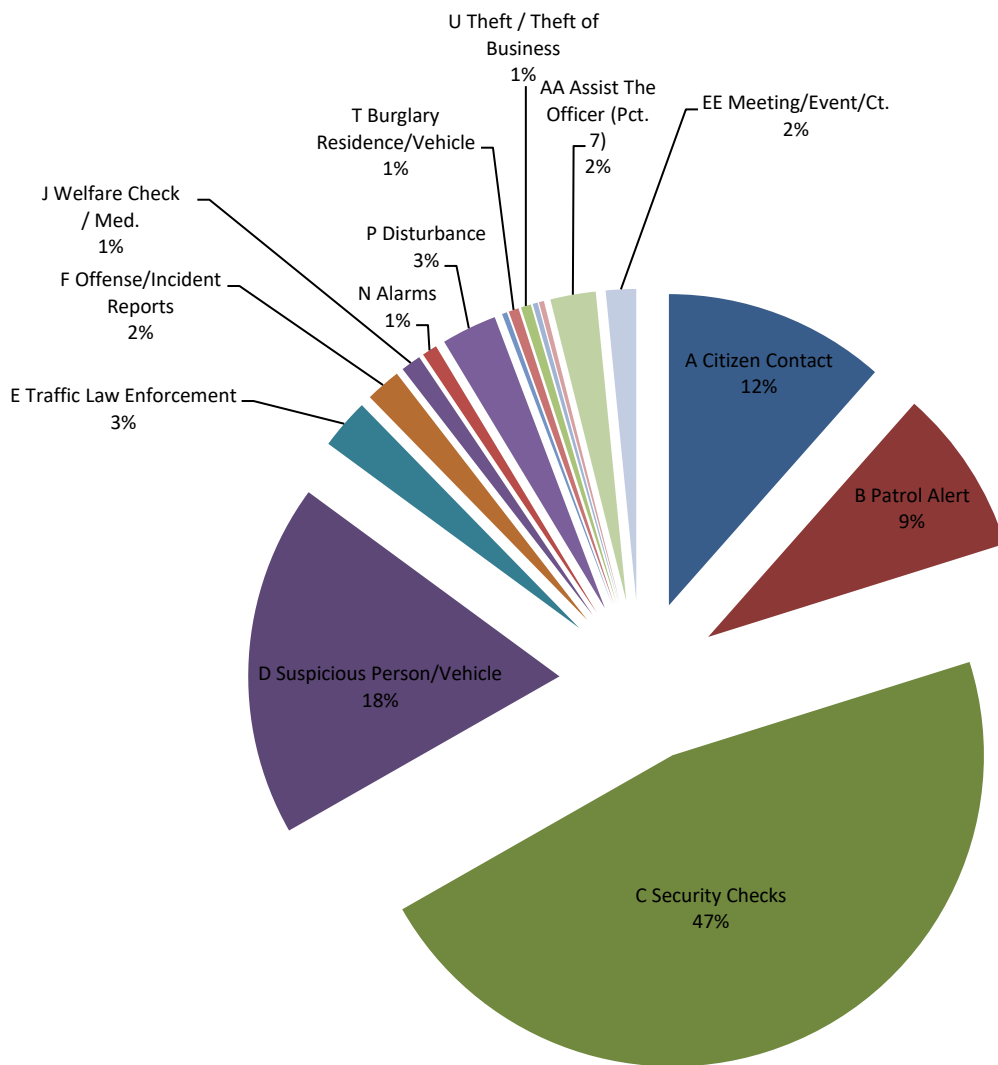
A. Patrol Activity Monthly Total:

0382

*	Patrol Activity Types	87S12	7S14	7S24	7S34	TOT	AVER	%
A	Citizen Contact	0	2	33	9	44	8.8	12%
B	Patrol Alert	0	0	2	31	33	6.6	9%
C	Security Checks	40	96	9	33	178	35.6	47%
D	Suspicious Person/Vehicle	26	20	12	12	70	14.0	18%
E	Traffic Law Enforcement	0	3	1	6	10	2.0	3%
F	Offense/Incident Reports	1	3	1	2	7	1.4	2%
G	Vacation Watch	0	0	0	0	0	0.0	0%
H	Open Door / Window	0	0	0	0	0	0.0	0%
I	Assist Contract Citizen	0	0	0	0	0	0.0	0%
J	Welfare Check / Med.	0	2	0	2	4	0.8	1%
K	Traffic Initiative	0	0	0	0	0	0.0	0%
L	Traffic Hazard	0	0	0	0	0	0.0	0%
M	Animal Humane	0	0	0	0	0	0.0	0%
N	Alarms	1	1	1	0	3	0.6	1%
O	Mental Cases (171)	0	0	0	0	0	0.0	0%
P	Disturbance	2	5	1	3	11	2.2	3%
Q	Criminal Investigation	0	0	0	0	0	0.0	0%
R	Follow-up Investigation	0	0	0	0	0	0.0	0%
S	Criminal Mischief	0	1	0	0	1	0.2	0%
T	Burglary Residence/Vehicle	1	1	0	0	2	0.4	1%
U	Theft / Theft of Business	2	0	0	0	2	0.4	1%
V	Citizen Assaulted	0	0	0	0	0	0.0	0%
W	Robbery of an Individual	0	0	0	0	0	0.0	0%
X	Trespass Warning	0	0	0	0	0	0.0	0%
Y	Major/Minor Crash	0	0	1	0	1	0.2	0%
Z	Child Custody Disputes	1	0	0	0	1	0.2	0%
AA	Assist The Officer (Pct. 7)	1	1	3	4	9	1.8	2%
BB	Runaway Missing Persons	0	0	0	0	0	0.0	0%
CC	Assisted LEA	0	0	0	0	0	0.0	0%
DD	Solicitors	0	0	0	0	0	0.0	0%
EE	Meeting/Event/Ct.	1	4	1	0	6	1.2	2%
0								
*	MONTH TOTALS	76	139	65	102	382	76.4	100%

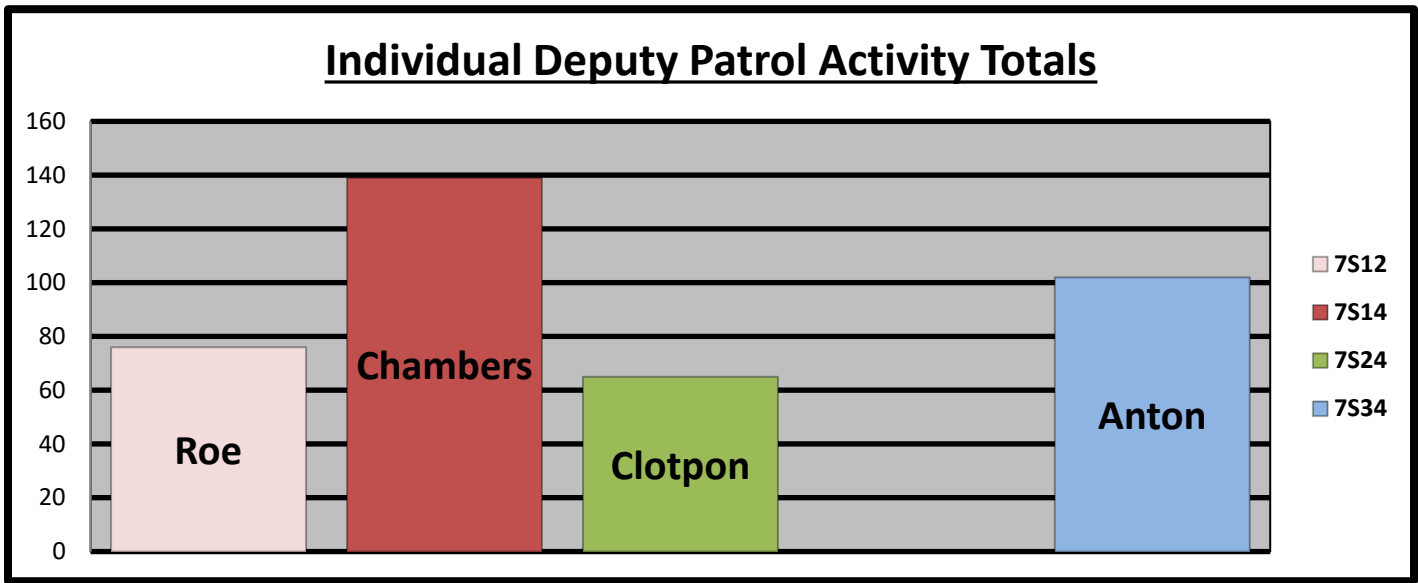
A1. Patrol Activity Percentage:

Percentage of Patrol Activity



- | | | | |
|-------------------------------|------------------------------|----------------------------------|--------------------------------|
| ■ A Citizen Contact | ■ B Patrol Alert | ■ C Security Checks | ■ D Suspicious Person/Vehicle |
| ■ E Traffic Law Enforcement | ■ F Offense/Incident Reports | ■ G Vacation Watch | ■ H Open Door / Window |
| ■ I Assist Contract Citizen | ■ J Welfare Check / Med. | ■ K Traffic Initiative | ■ L Traffic Hazard |
| ■ M Animal Humane | ■ N Alarms | ■ O Mental Cases (171) | ■ P Disturbance |
| ■ Q Criminal Investigation | ■ R Follow-up Investigation | ■ S Criminal Mischief | ■ T Burglary Residence/Vehicle |
| ■ U Theft / Theft of Business | ■ V Citizen Assaulted | ■ W Robbery of an Individual | ■ X Trespass Warning |
| ■ Y Major/Minor Crash | ■ Z Child Custody Disputes | ■ AA Assist The Officer (Pct. 7) | ■ BB Runaway Missing Persons |
| ■ CC Assisted LEA | ■ DD Solicitors | ■ EE Meeting/Event/Ct. | |

B. Patrol Activity by Midtown Management District Personnel:

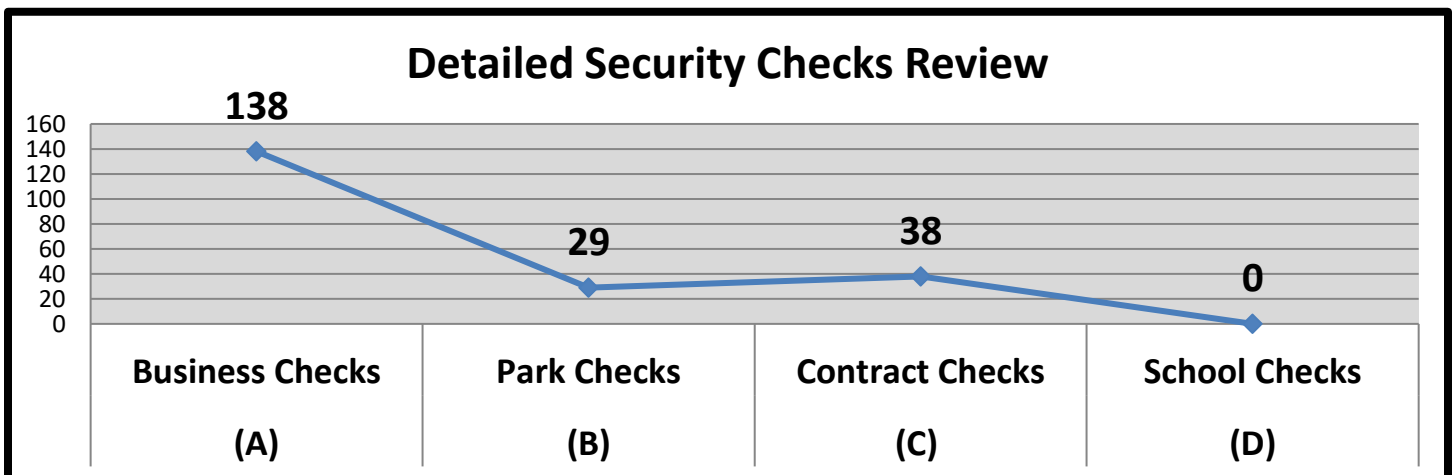


C. Security Checks Monthly Total:

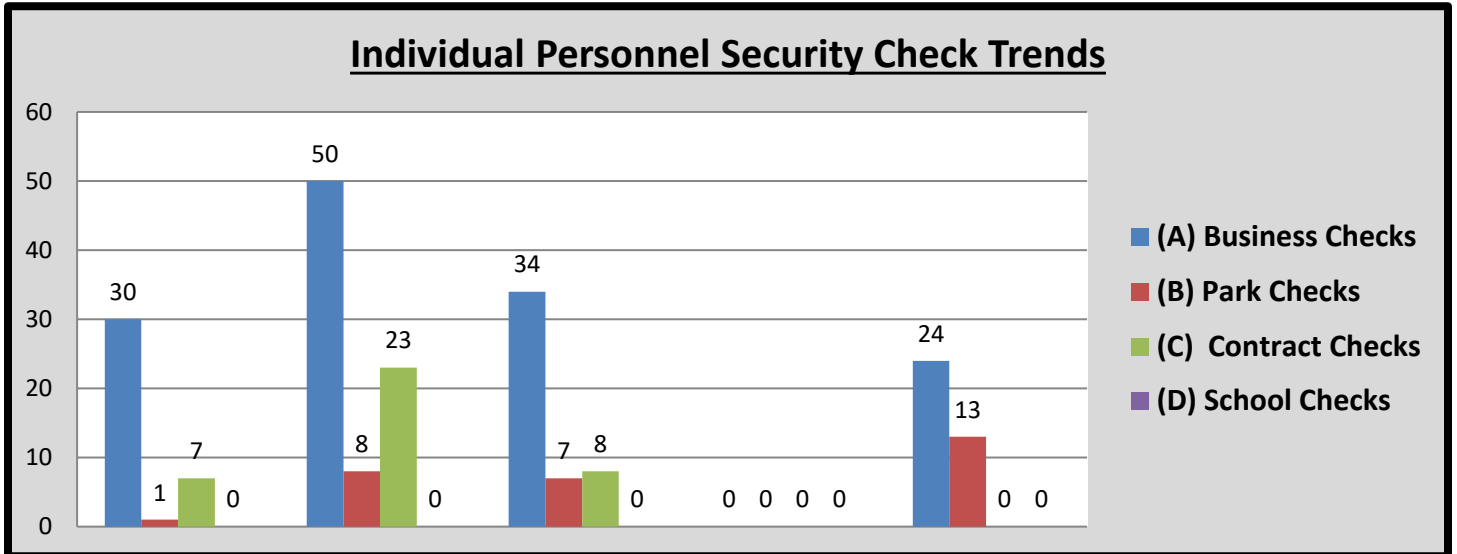
205

*	Security Checks	7S12	7S14	7S24	7S34	TOT	AVER	%
(A)	Business Checks	30	50	34	24	138	27.6	67%
(B)	Park Checks	1	8	7	13	29	5.8	14%
(C)	Contract Checks	7	23	8	0	38	7.6	19%
(D)	School Checks	0	0	0	0	0	0.0	0%
(E)	<i>Totals</i>	38	81	49	37	205	41.0	100%

D. Detailed Security Checks Monthly:



E. Individual Personnel Security Check Trends:



F. CIT/MHO Dispositions Monthly Total:

001

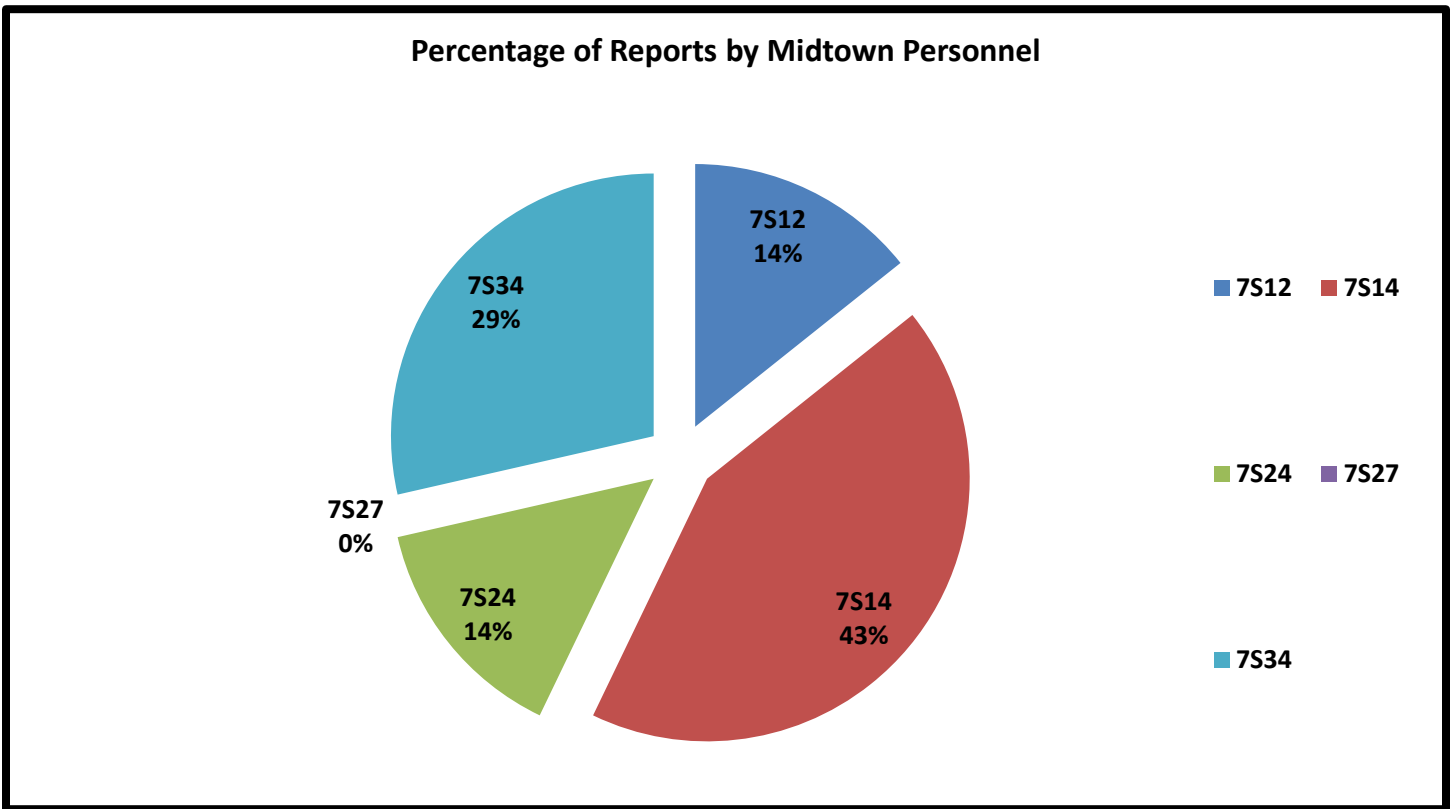
*	C.I.T. Dispositions	87S12	7S14	7S24	7S34	TOT	AVER	%
(A)	CIT/MHO Outside Referral	0	0	0	0	0	0.0	0%
(B)	CIT/MHO Transport	0	0	0	0	0	0.0	0%
(C)	CIT/MHO CIT Contact	0	0	0	1	1	0.2	100%
(D)	CIT/MHO Arrest	0	0	0	0	0	0.0	0%
(E)	Totals	0	0	0	1	1	0.2	100%

G. Offense/Incident Reports Monthly Total:

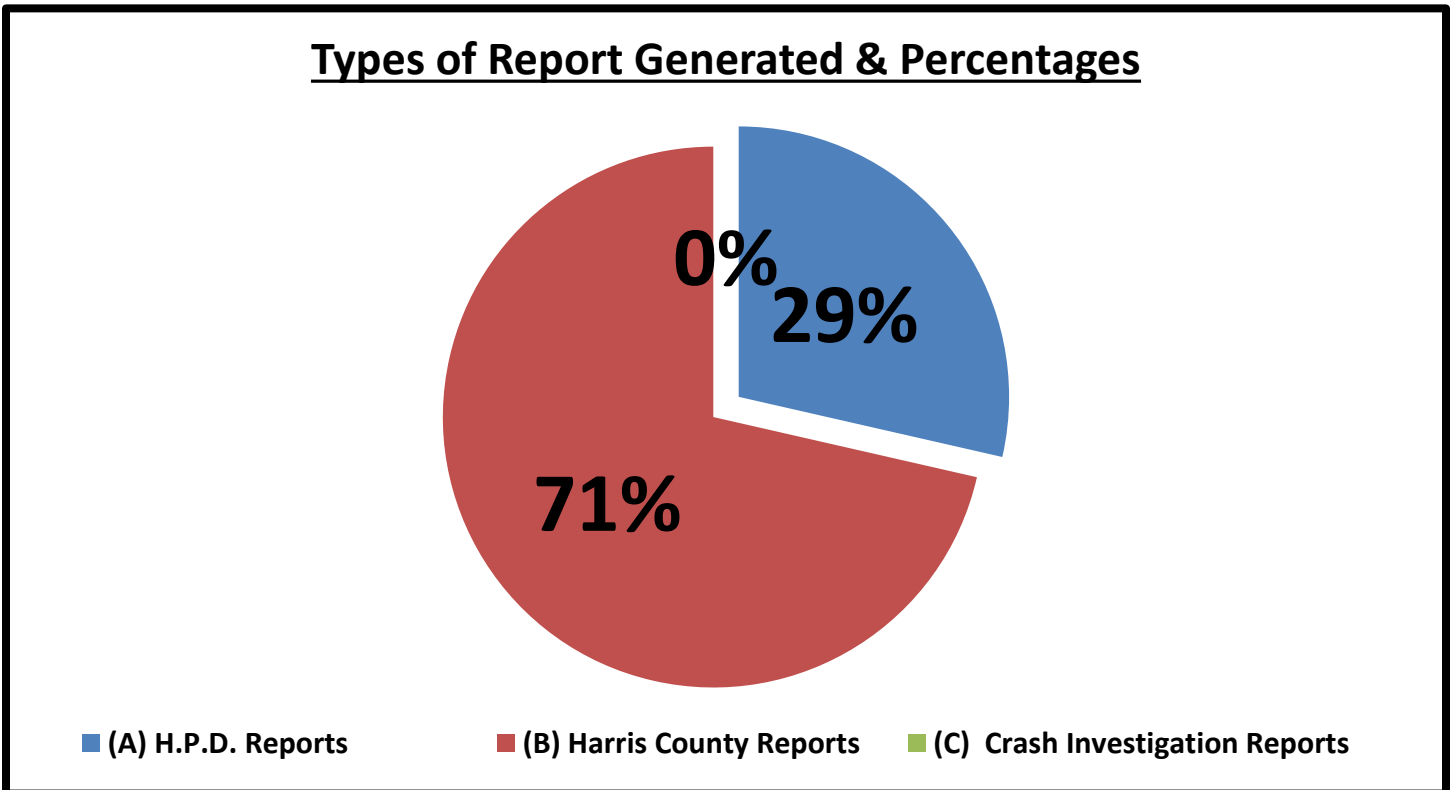
007

*	Offense/Incident Reports	87S12	7S14	7S24	7S34	TOT	AVER	%
(A)	H.P.D. Reports	0	2	0	0	2	0.4	29%
(B)	Harris County Reports	1	1	1	2	5	1.0	71%
(C)	Crash Investigation Reports	0	0	0	0	0	0.0	0%
(D)	Totals	1	3	1	2	7	1.4	100%

H. Report Generation Percentages:



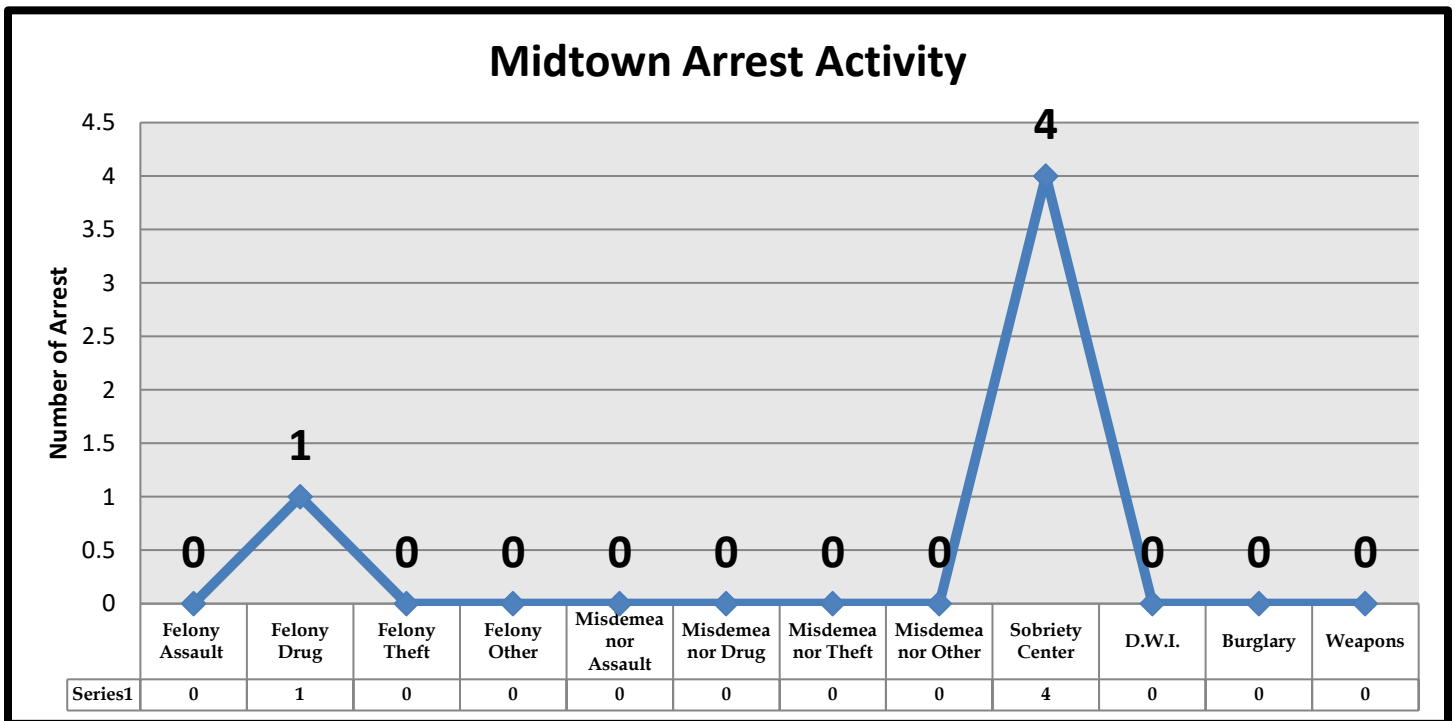
I. Percentages:



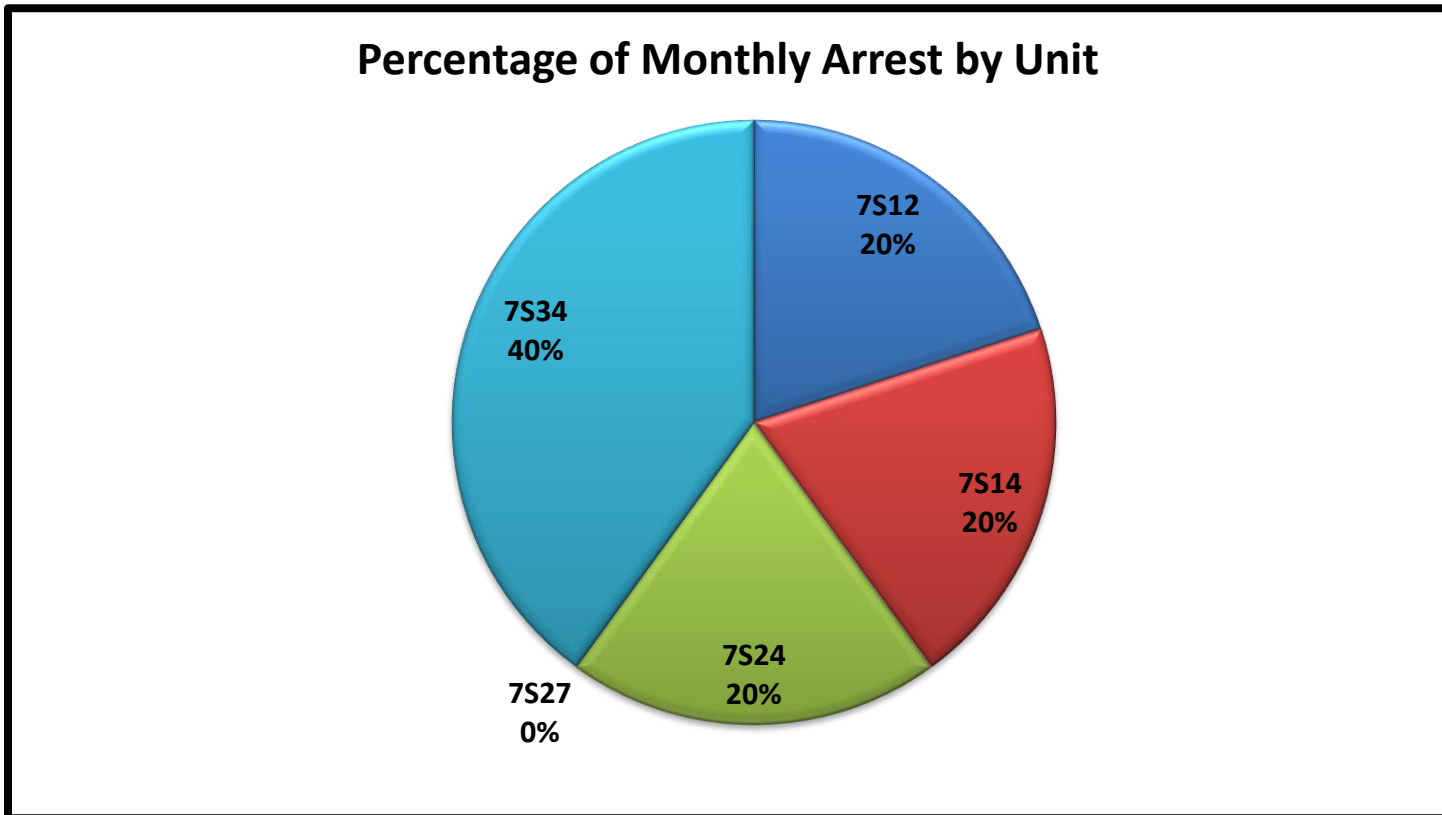
J. Types of Criminal Arrests Monthly Total:

*	Types of Criminal Arrests	87S12	7S14	7S24	7S34	TOT	AVER	%
A	Felony Assault	0	0	0	0	0	0.0	0%
B	Felony Drug	0	0	1	0	1	0.2	20%
C	Felony Theft	0	0	0	0	0	0.0	0%
D	Felony Other	0	0	0	0	0	0.0	0%
E	Misdemeanor Assault	0	0	0	0	0	0.0	0%
F	Misdemeanor Drug	0	0	0	0	0	0.0	0%
G	Misdemeanor Theft	0	0	0	0	0	0.0	0%
H	Misdemeanor Other	0	0	0	0	0	0.0	0%
I	Sobriety Center	1	1	0	2	4	0.8	80%
J	D.W.I.	0	0	0	0	0	0.0	0%
K	Burglary	0	0	0	0	0	0.0	0%
L	Weapons	0	0	0	0	0	0.0	0%
M	<i>Totals</i>	1	1	1	2	5	1.0	100%

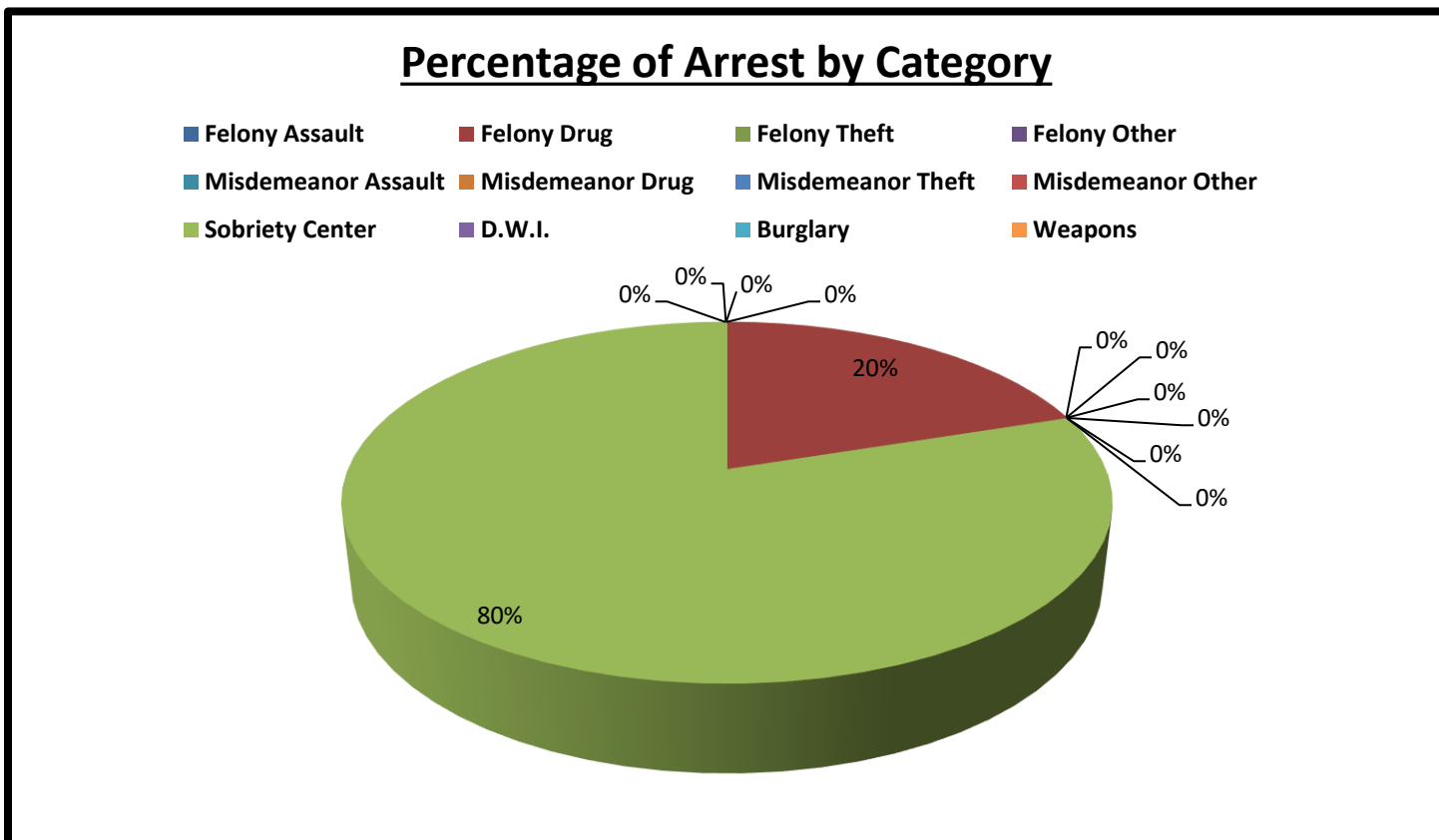
K. Types of Criminal Arrests Monthly Total:



L. Types of Criminal Arrests Monthly Total:



M. Types of Criminal Arrests Monthly Total:



N. Executed Warrant Monthly Total:

008

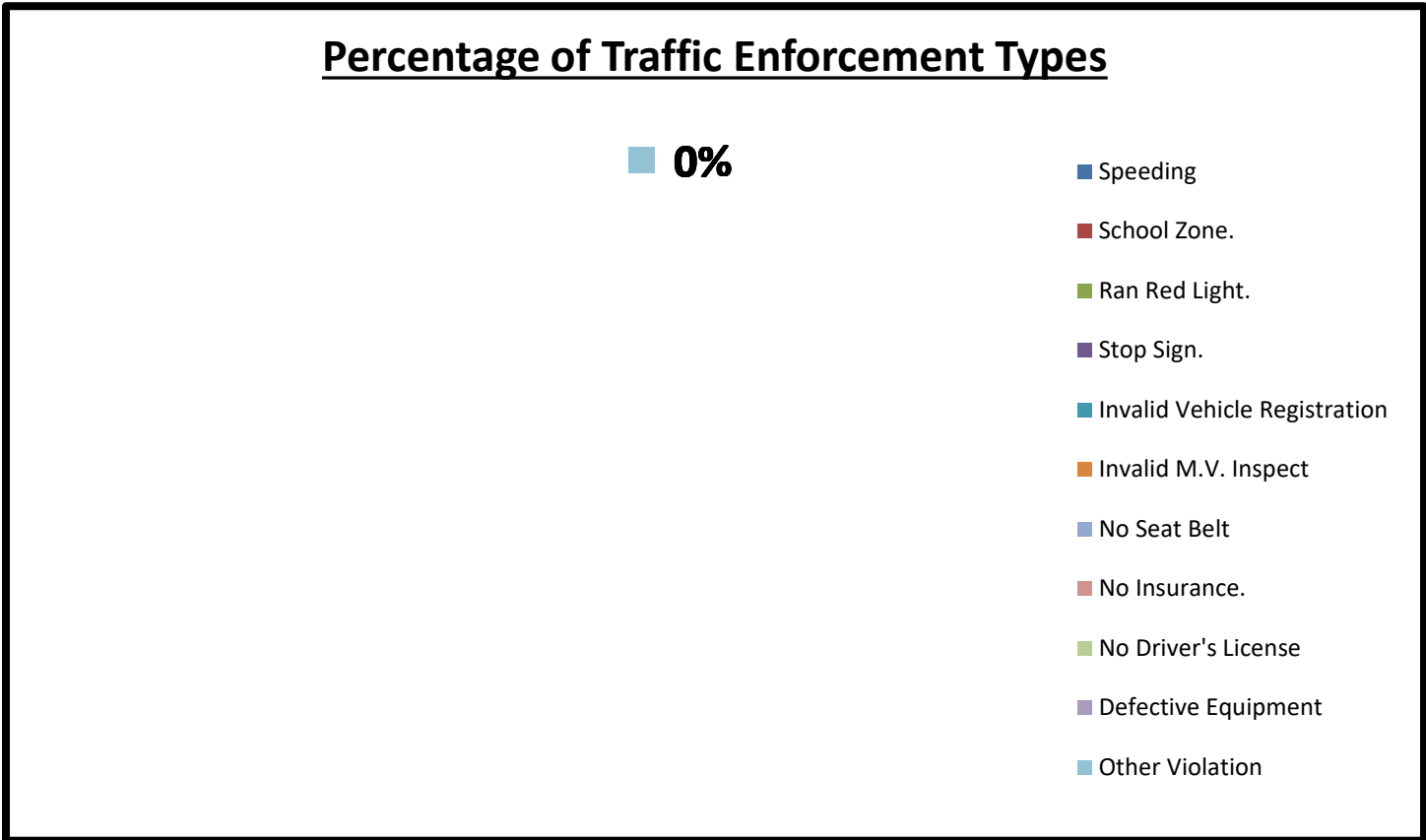
*	Executed Warrants	87S12	7S14	7S24	7S34	TOT	AVER	%
(A)	Felony Warrants	0	0	0	0	0	0.0	0%
(B)	Misdemeanor Warrants	0	0	8	0	8	1.6	100%
(C)	Totals	0	0	8	0	8	1.6	100%

O. Traffic Law Enforcement Total:

007

*	Traffic Enforcement	7S12	7S14	7S24	7S34	TOT	AVER	%
A	Speeding	0	0	0	0	0	0.0	#DIV/0!
B	School Zone.	0	0	0	0	0	0.0	#DIV/0!
C	Ran Red Light.	0	0	0	0	0	0.0	#DIV/0!
D	Stop Sign.	0	0	0	0	0	0.0	#DIV/0!
E	Invalid Vehicle Registration	0	0	0	0	0	0.0	#DIV/0!
F	Invalid M.V. Inspect	0	0	0	0	0	0.0	#DIV/0!
G	No Seat Belt	0	0	0	0	0	0.0	#DIV/0!
H	No Insurance.	0	0	0	0	0	0.0	#DIV/0!
I	No Driver's License	0	0	0	0	0	0.0	#DIV/0!
J	Defective Equipment	0	0	0	0	0	0.0	#DIV/0!
K	Other Violation	0	0	0	0	0	0.0	#DIV/0!
L	Written Warnings	0	0	0	0	0	0.0	0%
M	Verbal Warning	0	0	1	6	7	1.4	100%
N	Citation	0	0	0	0	0	0.0	0%
O	Total Violations	0	0	1	6	7	1.4	100%

P. Traffic Law Enforcement Total:



Q. Citations vs. Warnings Monthly Total:

007

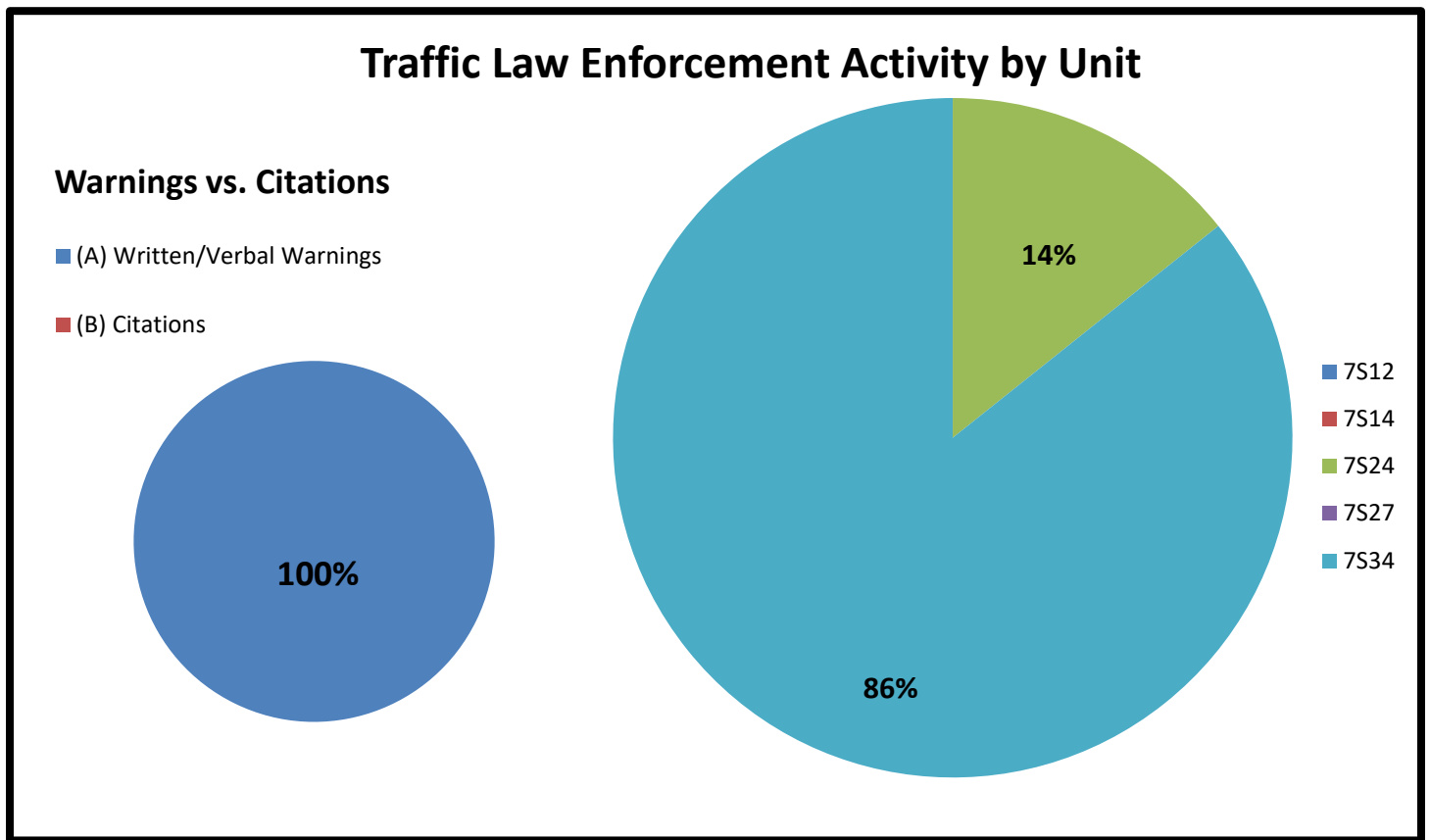
*	<i>Warnings vs. Citations</i>	7S12	7S14	7S24	7S34		TOT	AVER	%
(A)	Written/Verbal Warnings	0	0	1	6		7	1.4	100%
(B)	Citations	0	0	0	0		0	0.0	0%
(C)	<i>Totals</i>	0	0	1	6		7	1.4	100%

R. Sources of Calls for Service Monthly Total:

0377

<i>Sources of Calls for Service</i>	7S12	7S14	7S24	7S34		TOT	AVER	%	
On View	0	0	6	0		6	1.2	2%	
Dispatched	11	21	11	14		57	11.4	15%	
Self-Initiated	66	115	47	86		314	62.8	83%	
<i>Totals</i>	77	136	64	100		377	75.4	100%	

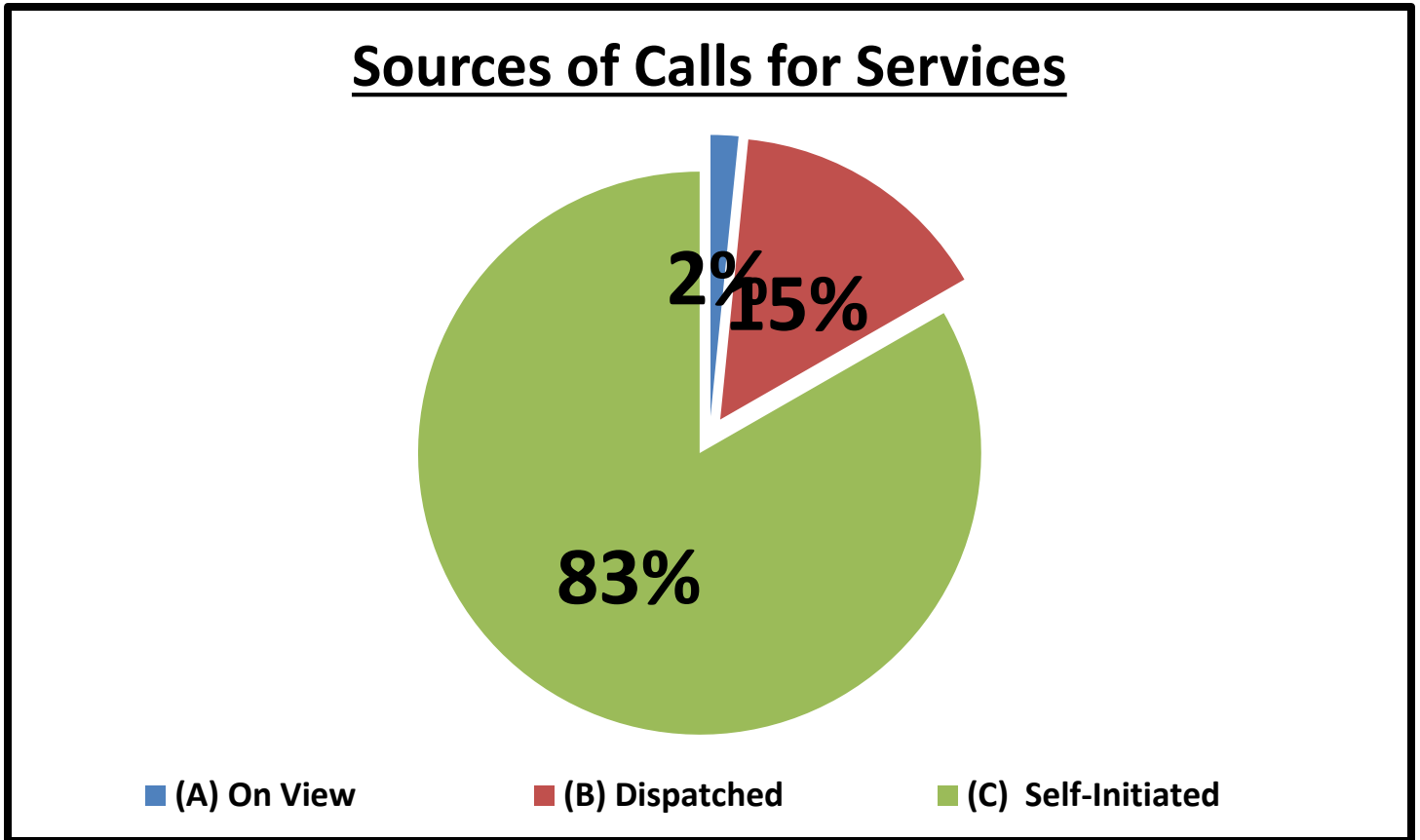
S. Traffic Law Enforcement Activity Percentages:



T. Sources of Calls for Service Percentages:

*	Sources of Calls for Service	87S12	7S14	7S24	7S34	TOT
(A)	On View	0%	0%	9%	0%	2%
(B)	Dispatched	14%	15%	17%	14%	15%
(C)	Self-Initiated	86%	85%	73%	86%	83%
(D)	Totals	100%	100%	100%	100%	100%

U. Sources of Calls for Service Percentages:



V. Free Reserve Personnel Time Utilized in Contract Monthly Total: 000

*	Free Reserve Personnel Time	87S12	7S14	7S24	7S34		TOT	AVER	%
(A)	Totals	0	0	0	0		0	0.0	#DIV/0!

W. Mileage Total:

2089

*	Mileage	87S12	7S14	7S24	7S34		TOT	AVER	%
(A)	Totals	406	610	389	684		2089	417.8	547%

X. Incident Summaries:

01.	OCTOBER 01, 2019	1100 HOURS	PUBLIC INTOXICATION	DEPUTY T. ROE		
	DAYSHIFT:	3000 SAN JACINTO	MIDTOWN	“M”	HC:	1910-00059
<p>On October 01, 2019, a Tuesday, at 1100 hours, while on patrol in the “Midtown Contract”, Deputy T. Roe was performing routine patrol and law enforcement services when I (Deputy T. Roe) observed an unknown individual laying on the sidewalk area with no bottom clothing on. Upon further investigations, one individual was taken into custody for public intoxication and released to the PITT Team. One report was taken in regards after all investigations were completed. The patrol activity type is “PAT=D”.</p>						

02.	OCTOBER 4, 2019	1600 HOURS	PUBLIC INTOXICATION	DEPUTY A.B. CHAMBERS		
	DAYSHIFT:	2100 MAIN ST	MIDTOWN	“M”	HC:	1910-00019
<p>On Friday, October 4, 2019, at 1619 hours, I Deputy A. Chambers was patrolling the Midtown Contract area and observed two individuals on the side of a business sleeping. There are multiple no trespassing signs along the building. Deputy spoke with both individual and observed that they were under an unknown substance. During the course of the investigation, both individual was found to be under the influence. Individual was detained and released to PITT Team. A report was generated. The patrol activity type is “PAT=D”.</p>						

03.	OCTOBER 5, 2019	1400 HOURS	BURGLARY MOTOR VEHICLE	DEPUTY A. CHAMBERS		
	DAYSHIFT:	2300 SAN JACINTO	MIDTOWN	“M”	HPD:	1306114-19
<p>On Saturday, October 5, 2019, at 1425 hours while on patrol in the “Midtown Contract”, Deputy A. Chambers was performing routine patrol and law enforcement services when I (Deputy A. Chambers) was dispatched to 2300 San Jacinto Street in reference to a burglary of a vehicle. I spoke with the complainant and he advised his wallet was stolen with his Driver’s License, Insurance Cards, Social Security Card and \$200.00 in cash. Suspect was gone on arrival, but a full description was given. Unit searched the area but was unable to locate at this time. The patrol activity type is “PAT=CC”.</p>						

04.	OCTOBER 12, 2019	0100 HOURS	PUBLIC INTOXICATION	DEPUTY N. ANTON		
	NIGHTSHIFT:	2400 MAIN ST	MIDTOWN	“M”	HC:	1910-00080
<p>On October 12, 2019, a Saturday, at 0102 hours, while on patrol in the “Midtown Contract”, Deputy N. Anton was performing routine patrol and law enforcement services when I (Deputy N. Anton) was dispatched a suspicious person who possibly intoxicated. Upon further investigations, one individual was taken into custody for public intoxication and released to the Houston Sobriety Center. The patrol activity type is “PAT=D”.</p>						

05.	OCTOBER 14, 2019	1600 HOURS	BURGLARY MOTOR VEHICLE		DEPUTY A. CHAMBERS	
	DAYSHIFT:	3100 SAN JACINTO	MIDTOWN	"M"	HPD:	1350614-19
<p>On Monday, October 14, 2019, at 1648 hours while on patrol in the "Midtown Contract", Deputy A. Chambers was performing routine patrol and law enforcement services when I (Deputy A. Chambers) was dispatched to 3100 San Jacinto Street in reference to a burglary of a vehicle. I spoke with the complainant and he advised his vehicle was burglarized, but there was nothing stolen. Suspect was gone on arrival, and unable to locate at this time. The patrol activity type is "PAT=CC".</p>						

06.	OCTOBER 15, 2019	1800 HOURS	NARCOTICS ARREST-PCS		DEPUTY A. CLOPTON	
	NIGHTSHIFT:	4200 CAROLINE	MIDTOWN	"M"	HC:	1909-00106
<p>On Tuesday, October 15, 2019, at 1847 hours while on patrol in the "Midtown Contract", Deputy A. Clopton was performing routine patrol and law enforcement services when I (Deputy A. Clopton) was observed a suspicious person at 4200 Caroline. During the course investigation, one individual was found to be in possession of controlled substance. Individual was arrested and released to Joint Processing Center. The patrol activity type is "PAT=D".</p>						

07.	OCTOBER 20, 2019	0000 HOURS	PUBLIC INTOXICATION		DEPUTY N. ANTON	
	NIGHTSHIFT:	2400 MAIN ST	MIDTOWN	"M"	HC:	1910-00132
<p>On October 20, 2019, a Sunday, at 0054 hours, while on patrol in the "Midtown Contract", Deputy N. Anton was performing routine patrol and law enforcement services when I (Deputy N. Anton) when I observed a suspicious person who possibly intoxicated. Upon further investigations, one individual was taken into custody for public intoxication and released to the Houston Sobriety Center. The patrol activity type is "PAT=D".</p>						

Sergeant Odell Haynes

Sergeant Odell Haynes
Contract Sergeant, Field Operations
Harris County Constable's Office of Precinct "7"
713-643-6602 OR 832-788-1013