



MAY WALKER, CONSTABLE
PRECINCT SEVEN
HARRIS COUNTY, TEXAS

MAIN OFFICE
5300 Griggs Road
Houston, Texas 77021
PHONE (713) 643-6602
FAX (713) 643-3401

Date: October 9, 2019

From: Sergeant Jon Meek
Neighborhood Patrol Division, First Line Supervisor
Harris County Constable's Office of Precinct "7"

To: Property Owners Association
Board of Directors & Management Company

Subject: September Monthly Productivity Analysis Report
Enclosure: **MPAR – September 2019**
Distribution: Executive Command Staff & Board of Directors & Management Company

The purpose of this "**Monthly Productivity Analysis Report**" (M.P.A.R.) is to provide the executive command staff with the appropriate data to analyze the productivity of assigned personnel and their shifts' activities to allow for the validation of individual and divisional performance evaluations. With regard to the specific contents of the report, there are 18 distinctive component parts of this report. These components are enumerated below:

- | | |
|--|---|
| 01. Patrol Activity Details | 10. Traffic Enforcement Report |
| 02. Patrol Activity Analytical Summary | 11. Trends & Percentages of Traffic |
| 03. Patrol Activity Percentages & Trends | 12. Citation & Warning Issuance Review |
| 04. Security Checks Report | 13. Call for Service Report (<i>C.F.S.</i>) |
| 05. Security Checks Percentages & Trends | 14. Trends & Percentages for <i>C.F.S.</i> |
| 06. Crisis Intervention Disposition Report | 15. Overtime Report (service at no Cost) |
| 07. Offense/Incident Generation Report | 16. Reserve Deputy Use (at no Cost) |
| 08. Criminal Arrest Types Report | 17. Incident Summarization |
| 09. Warrant Execution Report | 18. Hotspot Report Data Review |

A cursory analysis of the statistical data from this report should be demonstrative of the quality of performance of this agency in realizing the contractual obligations and the overall achievement of the goals and objectives of this Agency and the Contract Division.

2250 total miles were driven and the shift responded to **0835** total service calls and conducted **000** crash investigations. The shift issued **011** traffic citations, made **01** arrests and handled **052** enforcement service related calls.

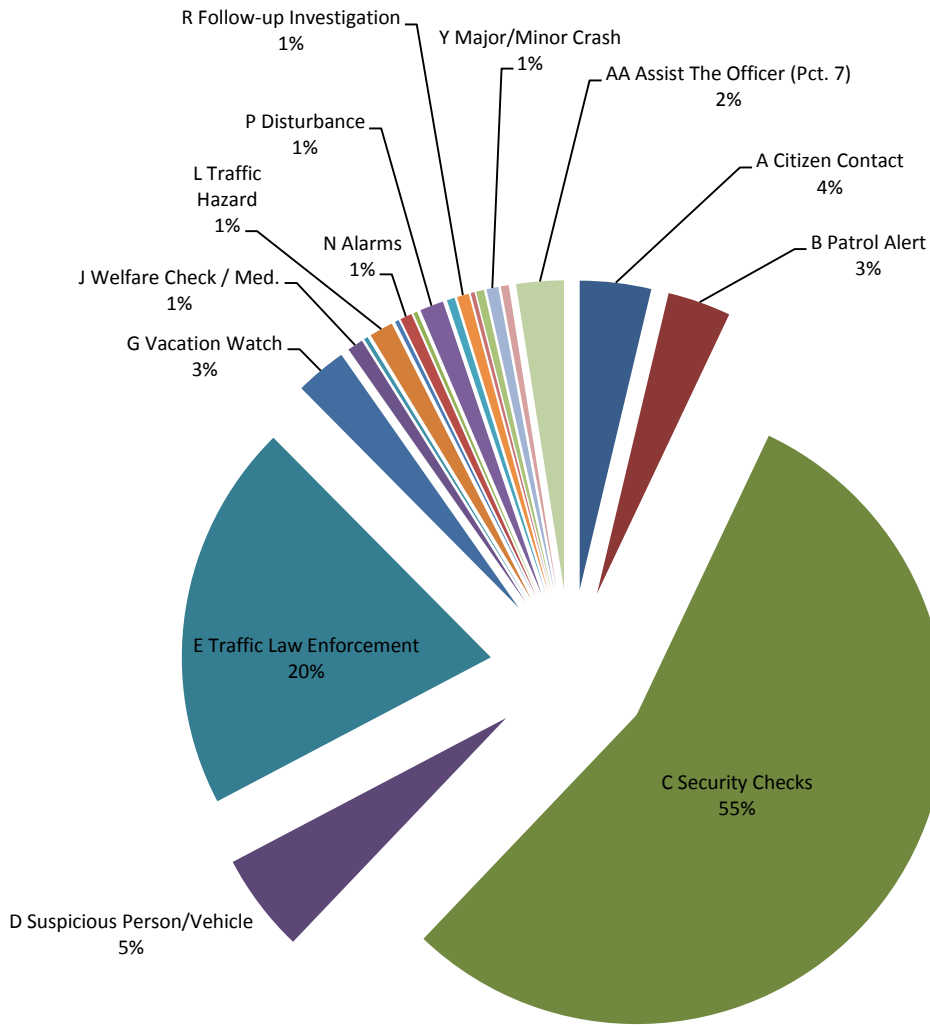
A. Patrol Activity Monthly Total:

0483

*	Patrol Activity Types	7S18	7S28	7S29	TOT	AVER	%
A	Citizen Contact	10	7	1	18	6.0	4%
B	Patrol Alert	3	13	0	16	5.3	3%
C	Security Checks	109	121	36	266	88.7	55%
D	Suspicious Person/Vehicle	13	11	1	25	8.3	5%
E	Traffic Law Enforcement	31	55	12	98	32.7	20%
F	Offense/Incident Reports	0	0	0	0	0.0	0%
G	Vacation Watch	2	11	0	13	4.3	3%
H	Open Door / Window	0	0	0	0	0.0	0%
I	Assist Contract Citizen	0	0	0	0	0.0	0%
J	Welfare Check / Med.	2	2	0	4	1.3	1%
K	Traffic Initiative	1	0	0	1	0.3	0%
L	Traffic Hazard	2	4	0	6	2.0	1%
M	Animal Humane	0	1	0	1	0.3	0%
N	Alarms	3	0	0	3	1.0	1%
O	Mental Cases (171)	1	0	0	1	0.3	0%
P	Disturbance	1	5	0	6	2.0	1%
Q	Criminal Investigation	0	2	0	2	0.7	0%
R	Follow-up Investigation	1	2	0	3	1.0	1%
S	Criminal Mischief	0	0	0	0	0.0	0%
T	Burglary Residence/Vehicle	1	0	0	1	0.3	0%
U	Theft / Theft of Business	1	1	0	2	0.7	0%
V	Citizen Assaulted	0	0	0	0	0.0	0%
W	Robbery of an Individual	0	0	0	0	0.0	0%
X	Trespass Warning	0	0	0	0	0.0	0%
Y	Major/Minor Crash	0	3	0	3	1.0	1%
Z	Child Custody Disputes	0	2	0	2	0.7	0%
AA	Assist The Officer (Pct. 7)	12	0	0	12	4.0	2%
BB	Runaway Missing Persons	0	0	0	0	0.0	0%
CC	Assisted LEA	0	0	0	0	0.0	0%
DD	Solicitors	0	0	0	0	0.0	0%
EE	Meeting/Event/Ct.	0	0	0	0	0.0	0%
*	MONTH TOTALS	193	240	50	483	161.0	100%

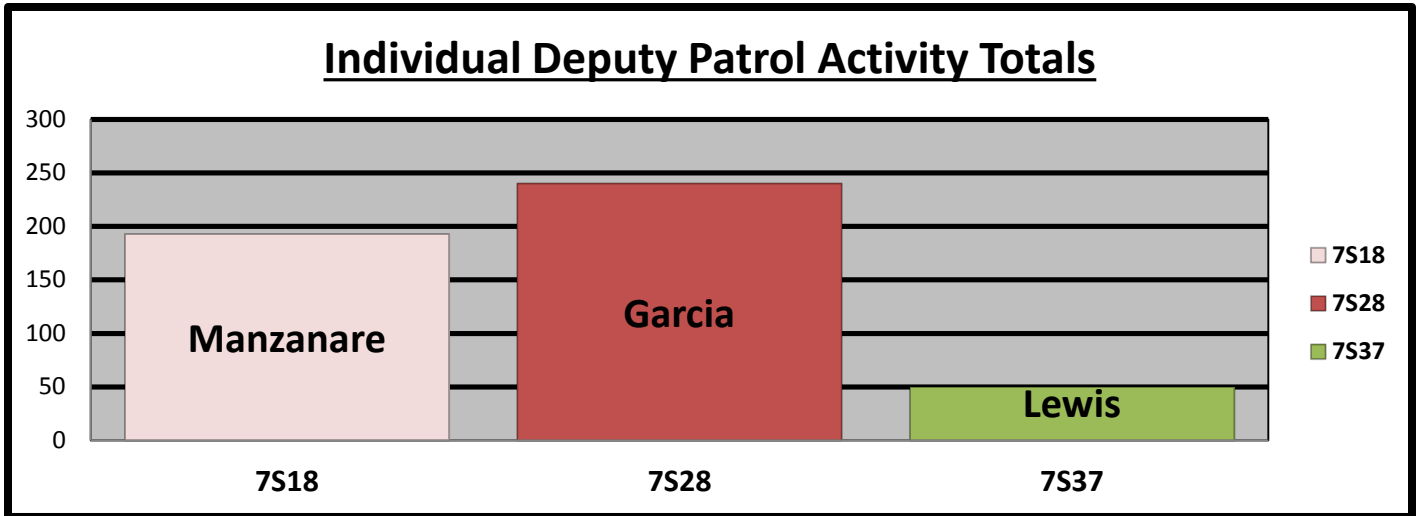
A1. Patrol Activity Percentage:

Percentage of Patrol Activity



- | | | | |
|-------------------------------|------------------------------|----------------------------------|--------------------------------|
| ■ A Citizen Contact | ■ B Patrol Alert | ■ C Security Checks | ■ D Suspicious Person/Vehicle |
| ■ E Traffic Law Enforcement | ■ F Offense/Incident Reports | ■ G Vacation Watch | ■ H Open Door / Window |
| ■ I Assist Contract Citizen | ■ J Welfare Check / Med. | ■ K Traffic Initiative | ■ L Traffic Hazard |
| ■ M Animal Humane | ■ N Alarms | ■ O Mental Cases (171) | ■ P Disturbance |
| ■ Q Criminal Investigation | ■ R Follow-up Investigation | ■ S Criminal Mischief | ■ T Burglary Residence/Vehicle |
| ■ U Theft / Theft of Business | ■ V Citizen Assaulted | ■ W Robbery of an Individual | ■ X Trespass Warning |
| ■ Y Major/Minor Crash | ■ Z Child Custody Disputes | ■ AA Assist The Officer (Pct. 7) | ■ BB Runaway Missing Persons |
| ■ CC Assisted LEA | ■ DD Solicitors | ■ EE Meeting/Event/Ct. | |

B. Patrol Activity by West Bellfort Personnel:

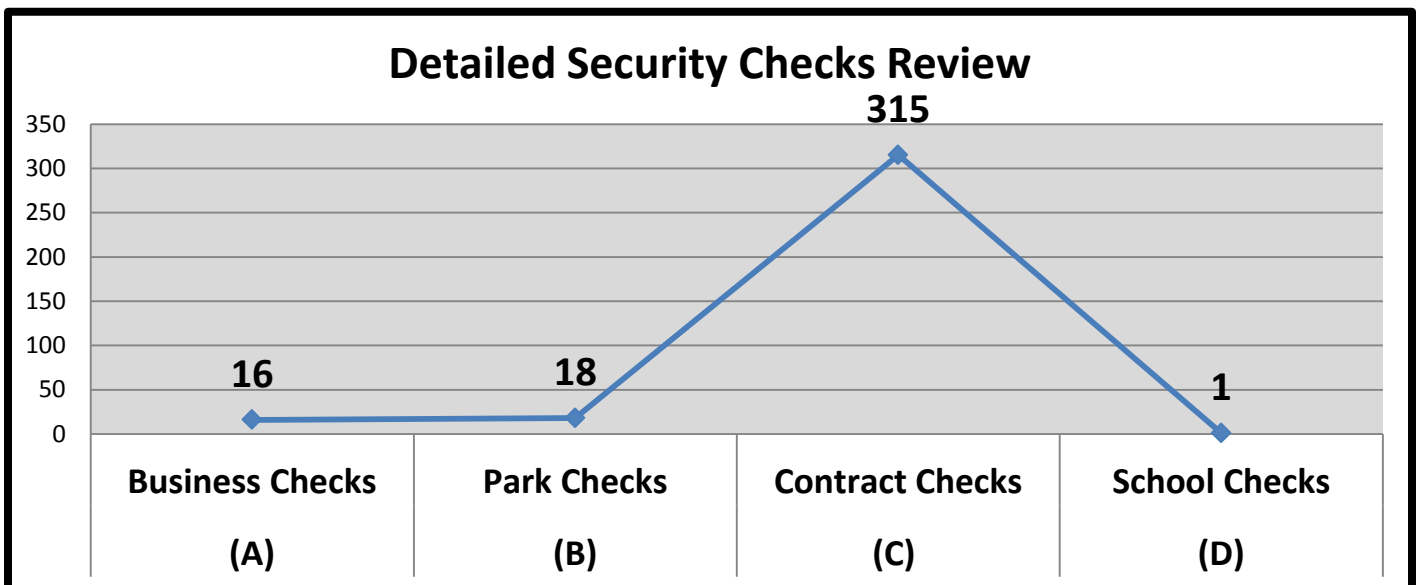


C. Security Checks Monthly Total:

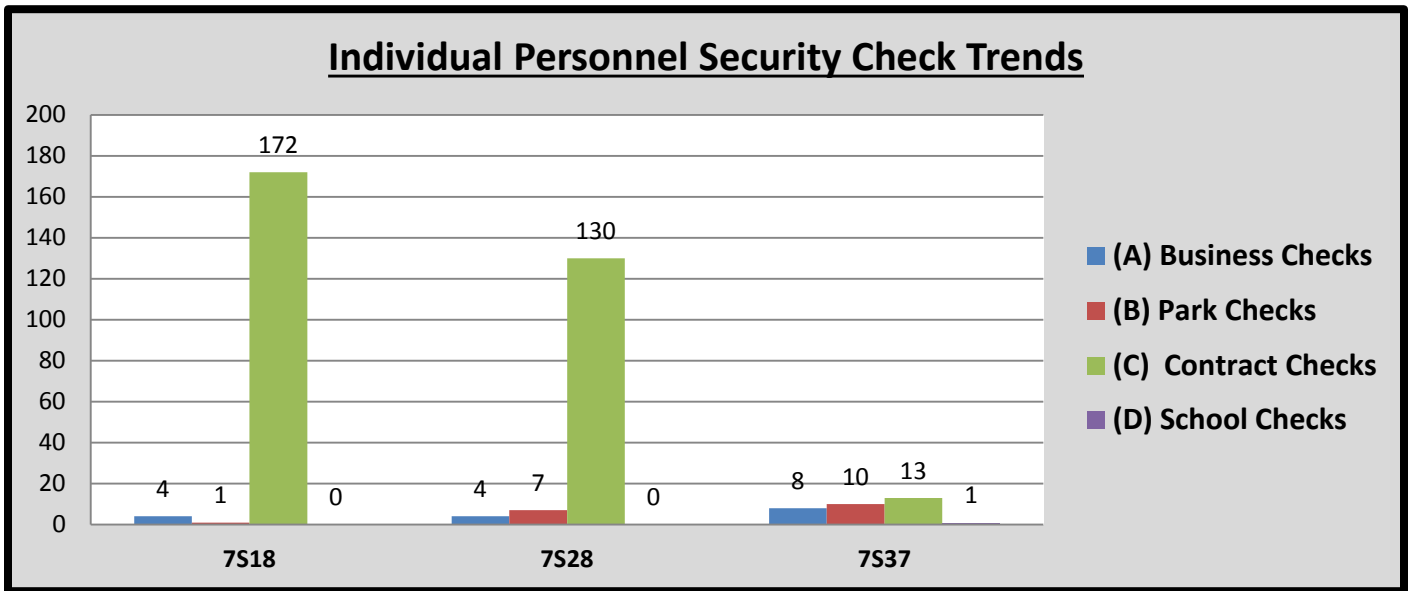
0350

*	Security Checks	7S18	7S28	7S29	TOT	AVER	%
(A)	Business Checks	4	4	8	16	5.3	5%
(B)	Park Checks	1	7	10	18	6.0	5%
(C)	Contract Checks	172	130	13	315	105.0	90%
(D)	Plaza Checks	0	0	1	1	0.3	0%
(E)	Totals	177	141	32	350	116.7	100%

D. Detailed Security Checks Monthly:



E. Individual Personnel Security Check Trends:



F. CIT/MHO Dispositions Monthly Total:

000

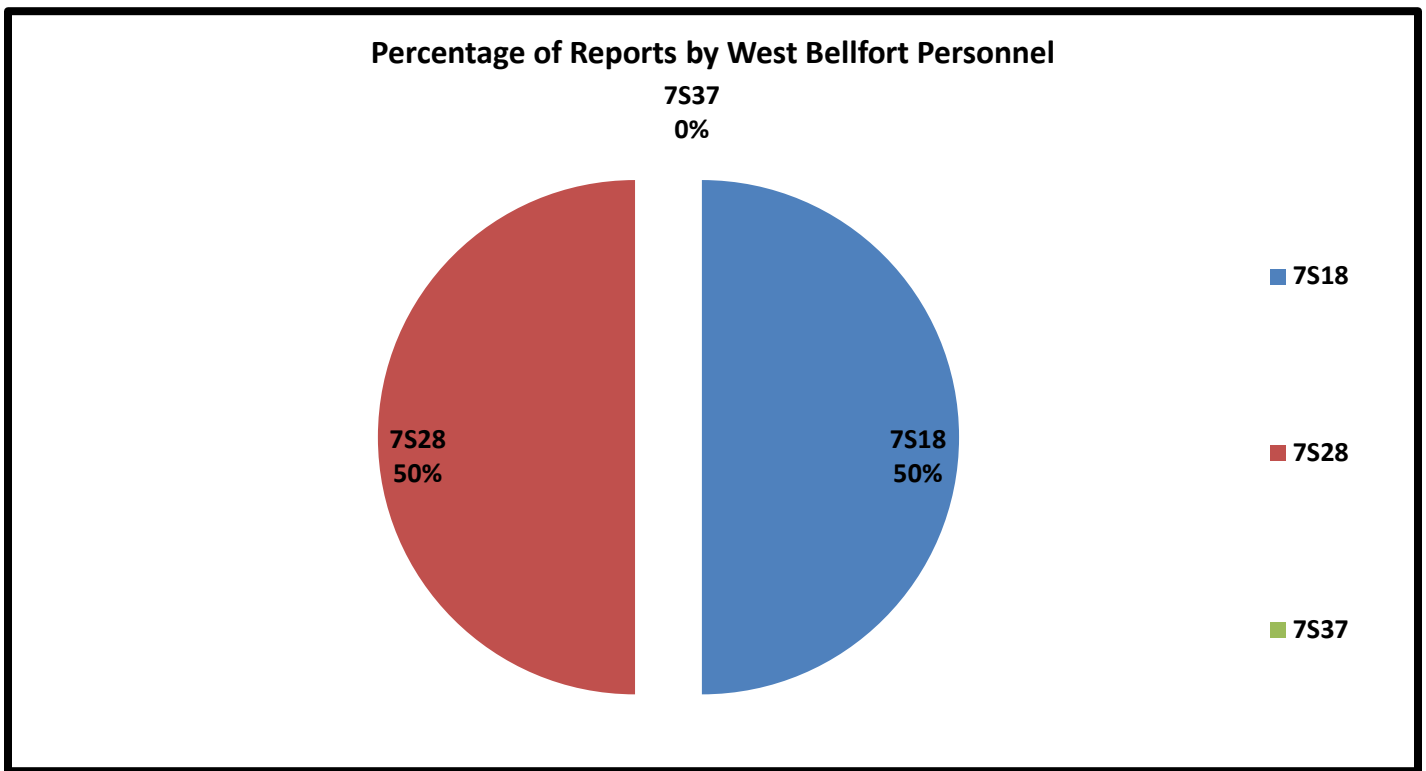
*	C.I.T. Dispositions	7S18	7S28	7S29	TOT	AVER	%
(A)	CIT/MHO Outside Referral	0	0	0	0	0.0	#DIV/0!
(B)	CIT/MHO Transport	0	0	0	0	0.0	#DIV/0!
(C)	CIT/MHO CIT Contact	0	0	0	0	0.0	#DIV/0!
(D)	CIT/MHO Arrest	0	0	0	0	0.0	#DIV/0!
(E)	<i>Totals</i>	0	0	0	0	0.0	#DIV/0!

G. Offense/Incident Reports Monthly Total:

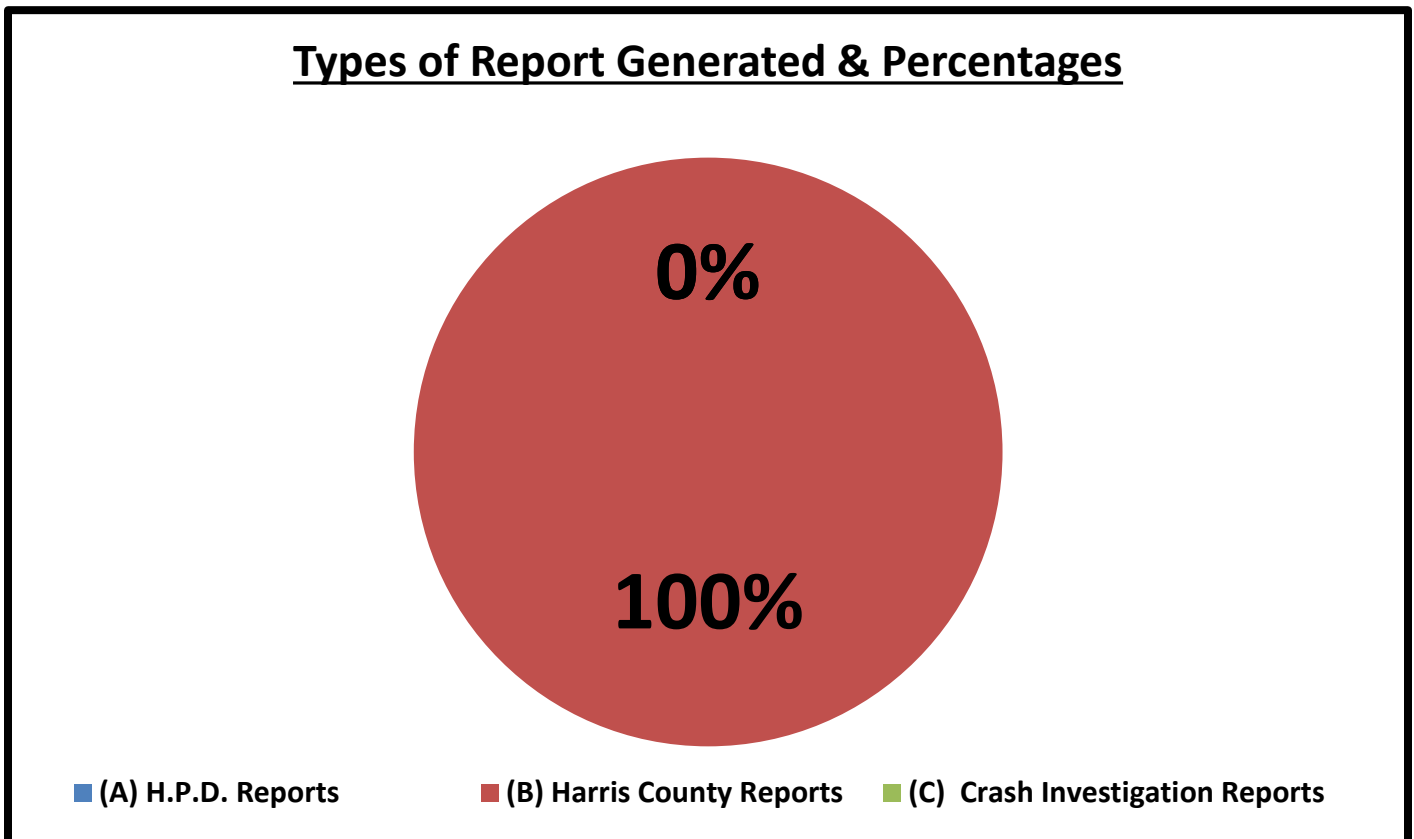
002

*	Offense/Incident Reports	7S18	7S28	7S29	TOT	AVER	%
(A)	H.P.D. Reports	0	0	0	0	0.0	0%
(B)	Harris County Reports	1	1	0	2	0.7	100%
(C)	Crash Investigation Reports	0	0	0	0	0.0	0%
(D)	<i>Totals</i>	1	1	0	2	0.7	100%

H. Report Generation Percentages:



I. Percentages:

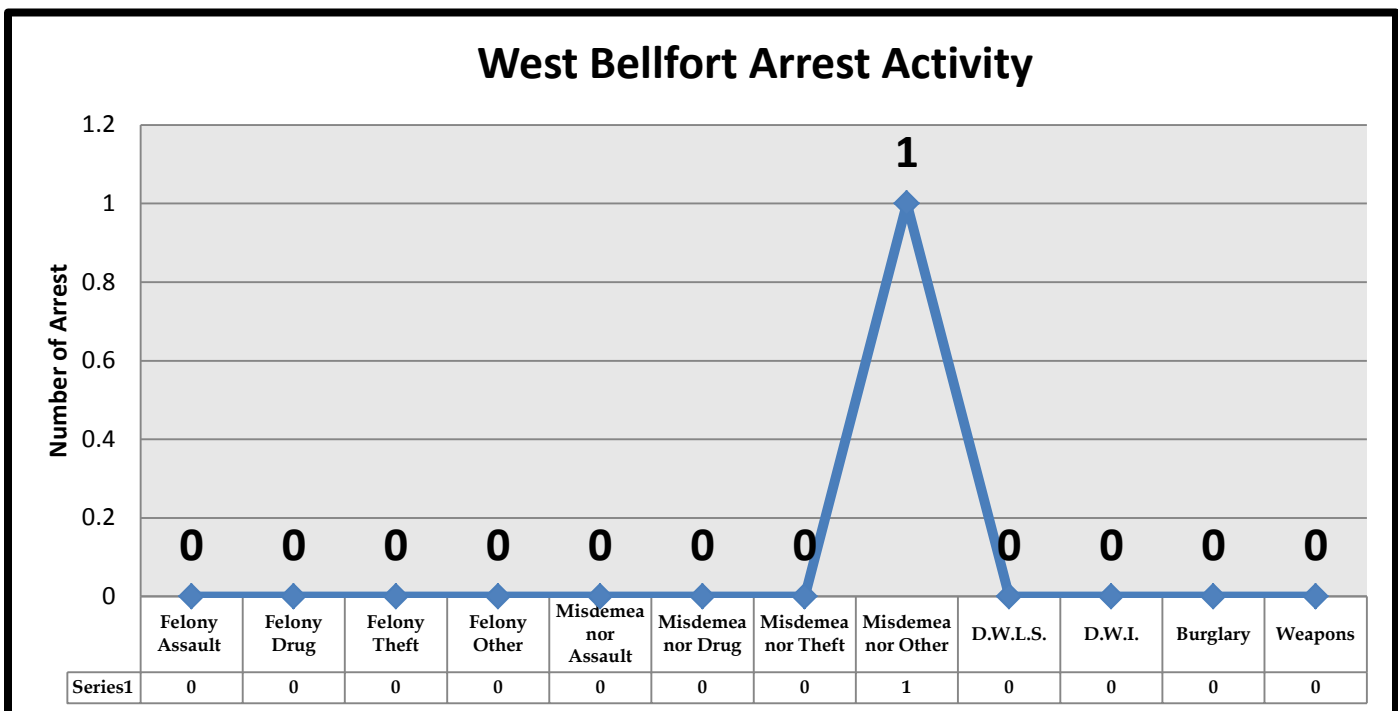


J. Types of Criminal Arrests Monthly Total:

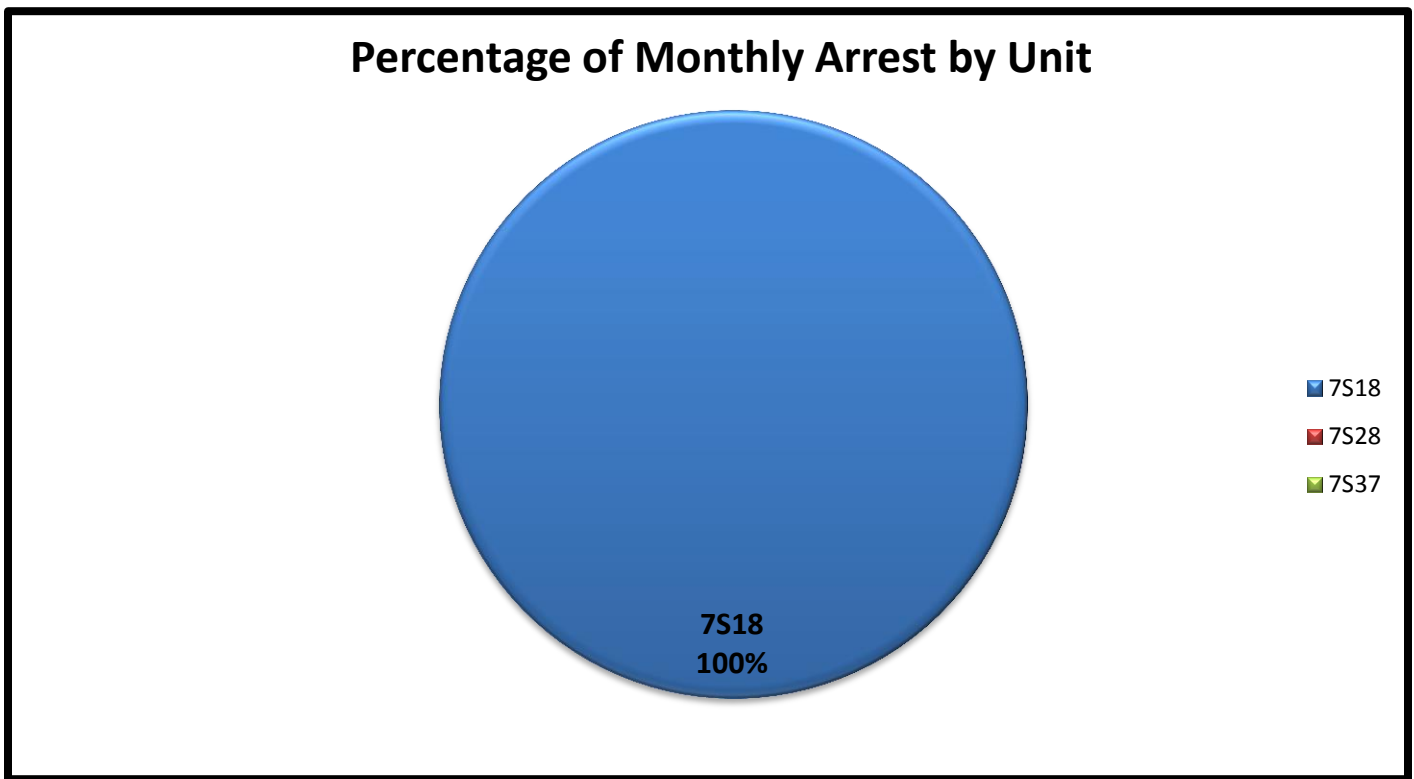
001

*	Types of Criminal Arrests	7S18	7S28	7S29	TOT	AVER	%
A	Felony Assault	0	0	0	0	0.0	0%
B	Felony Drug	0	0	0	0	0.0	0%
C	Felony Theft	0	0	0	0	0.0	0%
D	Felony Other	0	0	0	0	0.0	0%
E	Misdemeanor Assault	0	0	0	0	0.0	0%
F	Misdemeanor Drug	0	0	0	0	0.0	0%
G	Misdemeanor Theft	0	0	0	0	0.0	0%
H	Misdemeanor Other	1	0	0	1	0.3	100%
I	D.W.L.S.	0	0	0	0	0.0	0%
J	D.W.I.	0	0	0	0	0.0	0%
K	Burglary	0	0	0	0	0.0	0%
L	Weapons	0	0	0	0	0.0	0%
M	Totals	1	0	0	1	0.3	100%

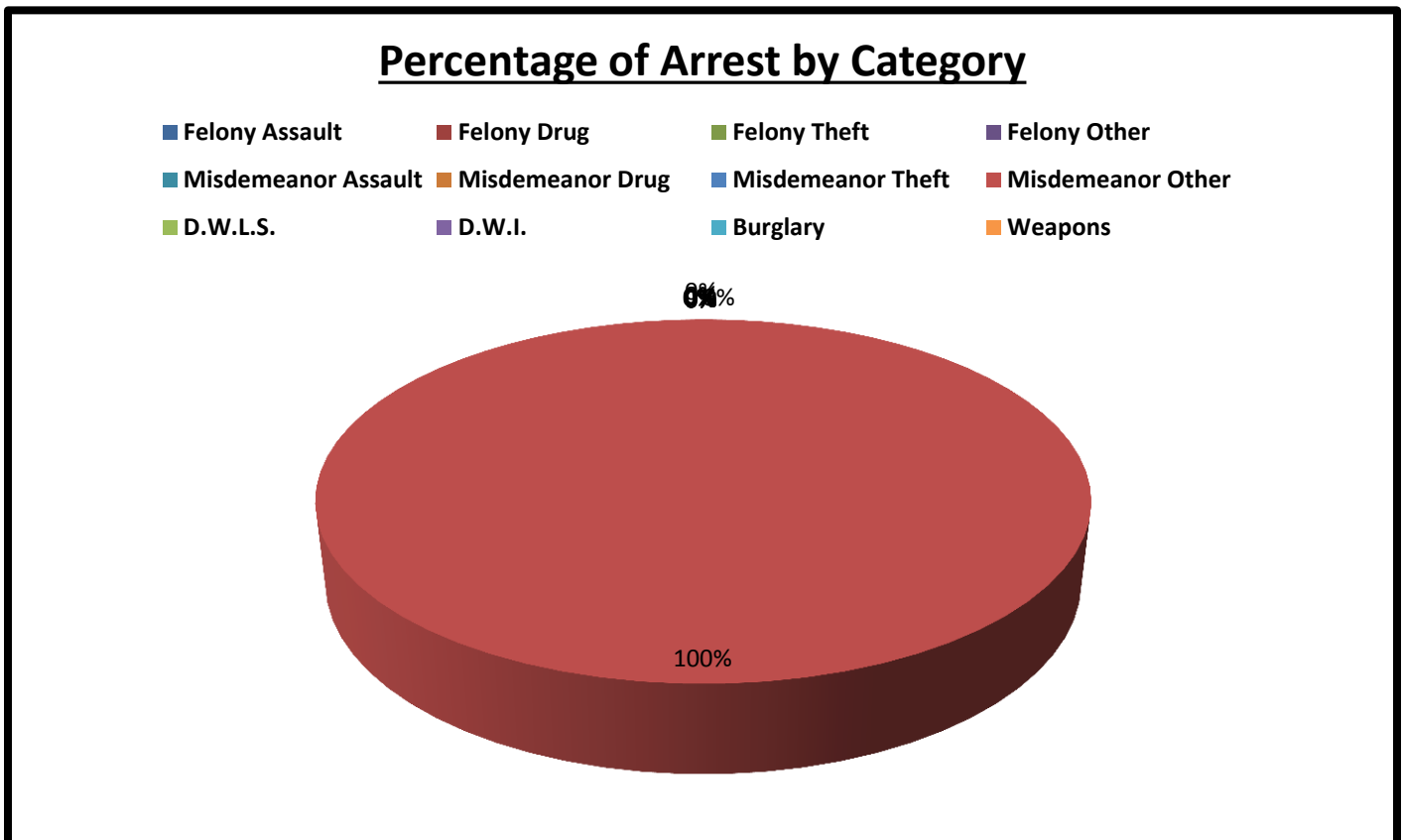
K. Types of Criminal Arrests Monthly Total:



L. Types of Criminal Arrests Percentage Total:



M. Types of Criminal Arrests Monthly Percentage Total:



N. Executed Warrant Monthly Total:

001

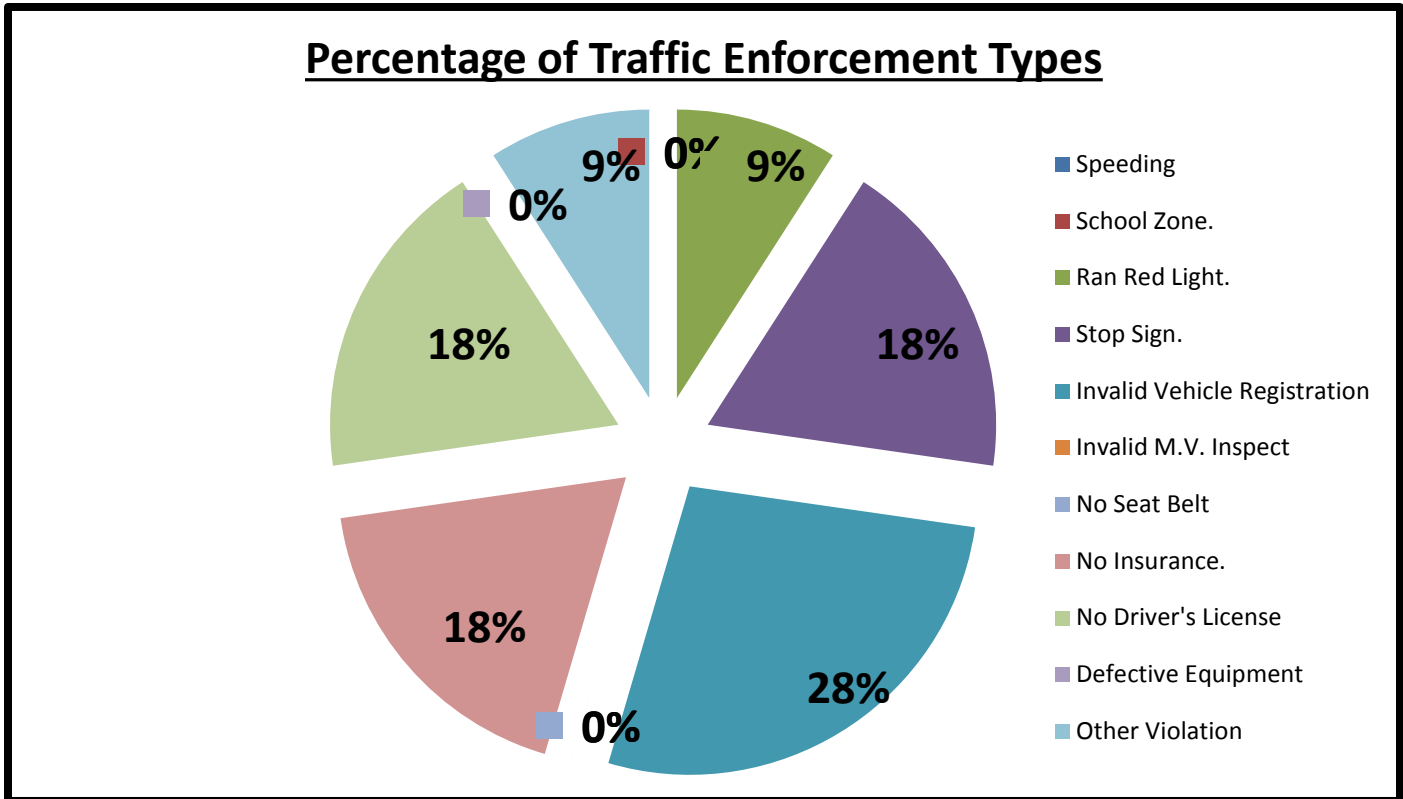
*	<i>Executed Warrants</i>	7S18	7S28	7S29	TOT	AVER	%
(A)	Felony Warrants	0	0	0	0	0.0	0%
(B)	Misdemeanor Warrants	1	0	0	1	0.3	100%
(C)	<i>Totals</i>	1	0	0	1	0.3	100%

O. Traffic Law Enforcement Total:

051

*	<i>Traffic Enforcement</i>	7S18	7S28	7S29	TOT	AVER	%
A	Speeding	0	0	0	0	0.0	0%
B	School Zone.	0	0	0	0	0.0	0%
C	Ran Red Light.	0	1	0	1	0.3	9%
D	Stop Sign.	0	2	0	2	0.7	18%
E	Invalid Vehicle Registration	1	2	0	3	1.0	27%
F	Invalid M.V. Inspect	0	0	0	0	0.0	0%
G	No Seat Belt	0	0	0	0	0.0	0%
H	No Insurance.	0	2	0	2	0.7	18%
I	No Driver's License	0	2	0	2	0.7	18%
J	Defective Equipment	0	0	0	0	0.0	0%
K	Other Violation	0	1	0	1	0.3	9%
L	Written Warnings	0	0	0	0	0.0	0%
M	Verbal Warning	0	38	2	40	13.3	100%
N	Citation	1	10	0	11	3.7	22%
O	Total Violations	1	48	2	51	17.0	100%

P. Traffic Law Enforcement Total:



Q. Citations vs. Warnings Monthly Total:

051

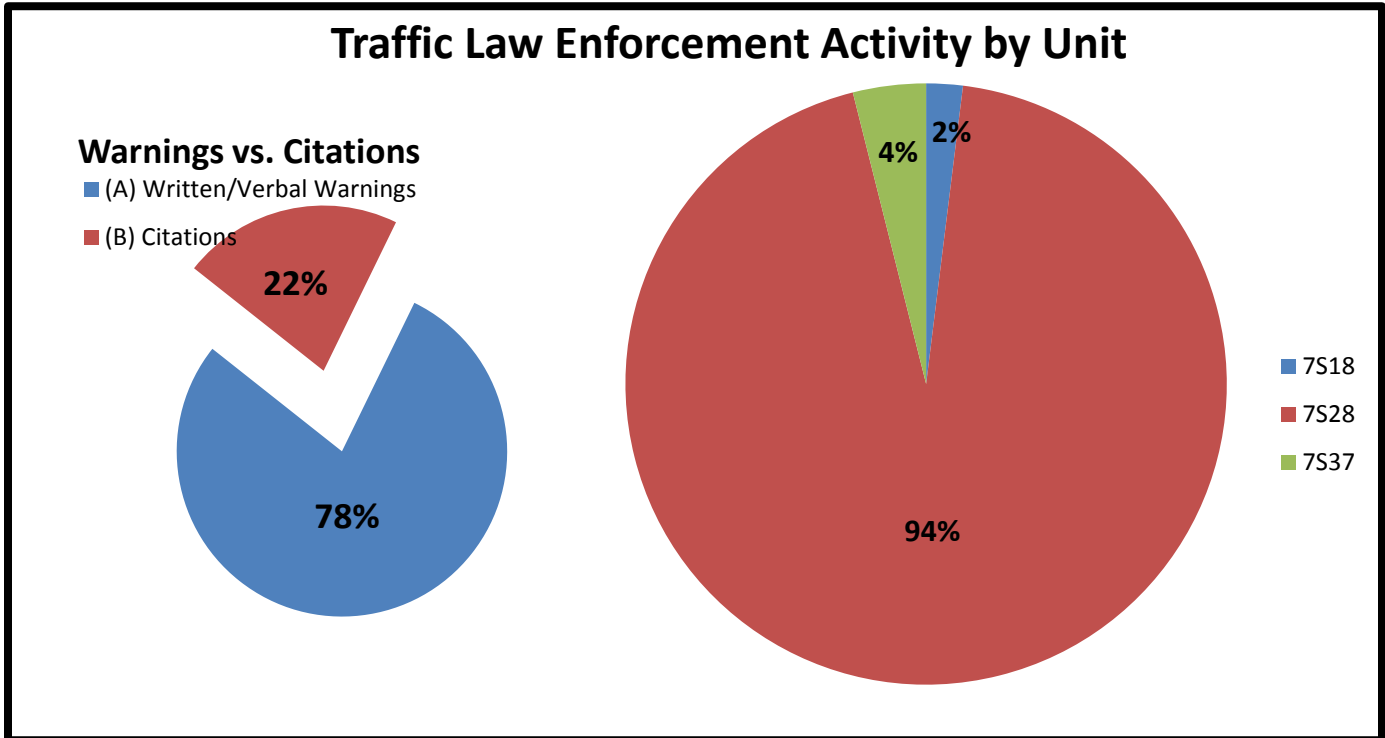
*	<i>Warnings vs. Citations</i>	7S18	7S28	7S29	TOT	AVER	%
(A)	Written/Verbal Warnings	0	38	2	40	13.3	78%
(B)	Citations	1	10	0	11	3.7	22%
(C)	<i>Totals</i>	1	48	2	51	17.0	100%

R. Sources of Calls for Service Monthly Total:

483

*	<i>Sources of Calls for Service</i>	7S18	7S28	7S29	TOT	AVER	%
(A)	On View	0	36	15	51	17.0	11%
(B)	Dispatched	12	27	0	39	13.0	8%
(C)	Self-Initiated	181	177	35	393	131.0	81%
(D)	<i>Totals</i>	193	240	50	483	161.0	100%

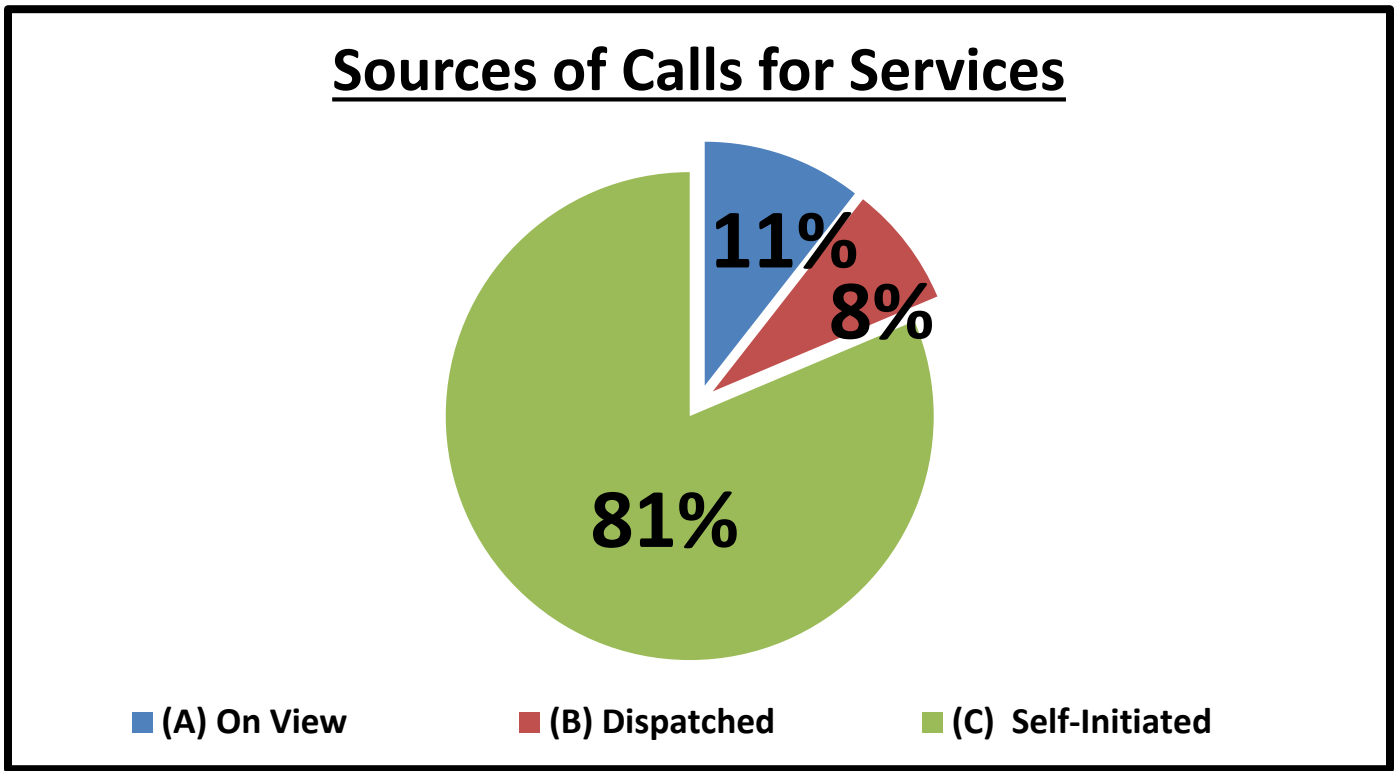
S. Traffic Law Enforcement Activity by Unit Percentages:



T. Sources of Calls for Service Percentages:

*	Sources of Calls for Service	7S18	7S28	7S29	TOT
(A)	On View	0%	15%	30%	11%
(B)	Dispatched	6%	11%	0%	8%
(C)	Self-Initiated	94%	74%	70%	81%
(D)	Totals	100%	100%	100%	100%

U. Sources of Calls for Service Percentages:



V. Free Reserve Personnel Time Utilized in Contract Monthly Total: 052

*	<i>Free Reserve Personnel Time</i>	7S18	7S28	7S29		TOT	AVER	%
(A)	<i>Totals</i>	8	44	0		52	17.3	100%

W. Monthly Productivity Analysis Report (M.P.A.R.) - Executive Summary:

*	<i>Units</i>	7S18	7S28	7S29		TOT	AVER
1	Patrol Activity	193	240	50		483	161.0
2	Security Checks	177	141	32		350	116.7
3	C.I.T. Interactions	0	0	0		0	0.0
4	Offense/Incident Reports	1	1	0		2	0.7
*	<i>Total Service Calls</i>	371	382	82		835	278.3
1	Criminal Arrests	1	0	0		1	0.3
2	Citations Issued	1	10	0		11	3.7
3	Written & Verbal Warnings	0	38	2		40	13.3
*	<i>Enforcement Service Calls</i>	2	48	2		52	17.3
*	<i>Total Hours</i>	160	160	160		480	160.0
1	Sick Time Used	0	0	0		0	0.0
2	Vacation Time Used	8	0	0		8	2.7
3	Training Time Used	0	0	0		0	0.0
4	Compensatory Time Used	15	0	0		15	5.0
*	<i>Hours Actually Worked</i>	137	160	160		457	152.3
*	<i>Unit Productivity Ratio</i>	2.7	2.7	0.5		1.9	1.9

X. Mileage Total:

2250

*	<i>Mileage</i>	7S18	7S28	7S29		TOT	AVER	%
(A)	<i>Totals</i>	958	1195	97		2250	750.0	466%

Y. Patrol Alert Submission Report:

*	<i>Received</i>				<i>Subject</i>
<i>00x</i>	<i>Date</i>	<i>Time</i>	<i>Code</i>	<i>Location</i>	
A.					

Z. Incident Summaries:

01.	SEPTEMBER 20, 2019	18:33 HOURS	BURGLARY OF BUILDING		DEPUTY Y. GARCIA	
	EVENING SHIFT:	10810 BRAESRIDGE DR	WB	"F"	HC:	190-00137
<p>On September 20, 2019, a Friday, at approximately 18:33 hours, while on patrol in the "West Bellfort Contract", Deputy Y. Garcia was performing routine patrol and law enforcement services when I (Deputy Y. Garcia) was flagged down by a patron regarding a Burglary of a Building call for service. Upon making contact with the complainant deputy discovered that a Burglary had occurred involving an unknown suspect. Deputy gathered all pertinent information needed to make a report. Deputy will follow up on this case Report Generated. The patrol activity type is "PAT=T".</p>						

02.	SEPTEMBER 25, 2019	1100 HOURS	WARRANT ARREST		DEPUTY C. MANZANARE	
	DAY SHIFT:	7600 TEAL RUN DR	WB	"M"	HC:	1909-00176
<p>On September 25, 2019, a Wednesday, at approximately 1107 hours, while on patrol in the "West Bellfort Contract", Deputy C. Manzanare was performing routine patrol and law enforcement services when I (Deputy C. Manzanare) was dispatched to a suspicious vehicle call for service. The owner of the vehicle was found to have 1 open class C warrant out of Webster PD. Warrants were confirmed and suspect was arrested. Suspect was transported by Deputy C. Lewis and Deputy M. Rodriguez who released her to a Webster Police Officer. The patrol activity type is "PAT=D".</p>						

Sergeant Jon Meek

Sergeant Jon Meek
 Neighborhood Patrol Division, First Line Supervisor
 Harris County Constable's Office of Precinct 713-643-6602