



MAY WALKER, CONSTABLE
PRECINCT SEVEN
HARRIS COUNTY, TEXAS

MAIN OFFICE
5300 Griggs Road
Houston, Texas 77021
PHONE (713) 643-6602
FAX (713) 643-3401

Date: October 15, 2019

From: Sergeant Odell Haynes
Contract Sergeant, Field Operations
Harris County Constable's Office of Precinct "7"

To: Midtown Management District
Public Safety Committee & Midtown Management Board of Directors

Subject: September Monthly Productivity Analysis Report
Enclosure: **MPAR – September 2019**
Distribution: Executive Command Staff & Board of Directors & Management Company

The purpose of this "**Monthly Productivity Analysis Report**" (M.P.A.R.) is to provide the executive command staff with the appropriate data to analyze the productivity of assigned personnel and their shifts' activities to allow for the validation of individual and divisional performance evaluations. With regard to the specific contents of the report, there are 18 distinctive component parts of this report. These components are enumerated below:

- | | |
|--------------------------------------------|-----------------------------------------------|
| 01. Patrol Activity Details | 10. Traffic Enforcement Report |
| 02. Patrol Activity Analytical Summary | 11. Trends & Percentages of Traffic |
| 03. Patrol Activity Percentages & Trends | 12. Citation & Warning Issuance Review |
| 04. Security Checks Report | 13. Call for Service Report (<i>C.F.S.</i>) |
| 05. Security Checks Percentages & Trends | 14. Trends & Percentages for <i>C.F.S.</i> |
| 06. Crisis Intervention Disposition Report | 15. Overtime Report (service at no Cost) |
| 07. Offense/Incident Generation Report | 16. Reserve Deputy Use (at no Cost) |
| 08. Criminal Arrest Types Report | 17. Incident Summarization |
| 09. Warrant Execution Report | 18. Hotspot Report Data Review |

A cursory analysis of the statistical data from this report should be demonstrative of the quality of performance of this agency in realizing the contractual obligations and the overall achievement of the goals and objectives of this Agency and the Contract Division.

2209 total miles were driven, and the shift responded to **500** total service calls and conducted **000** crash investigations. The shift issued **00** traffic citations, made **06** arrests and handled **009** enforcement service-related calls.

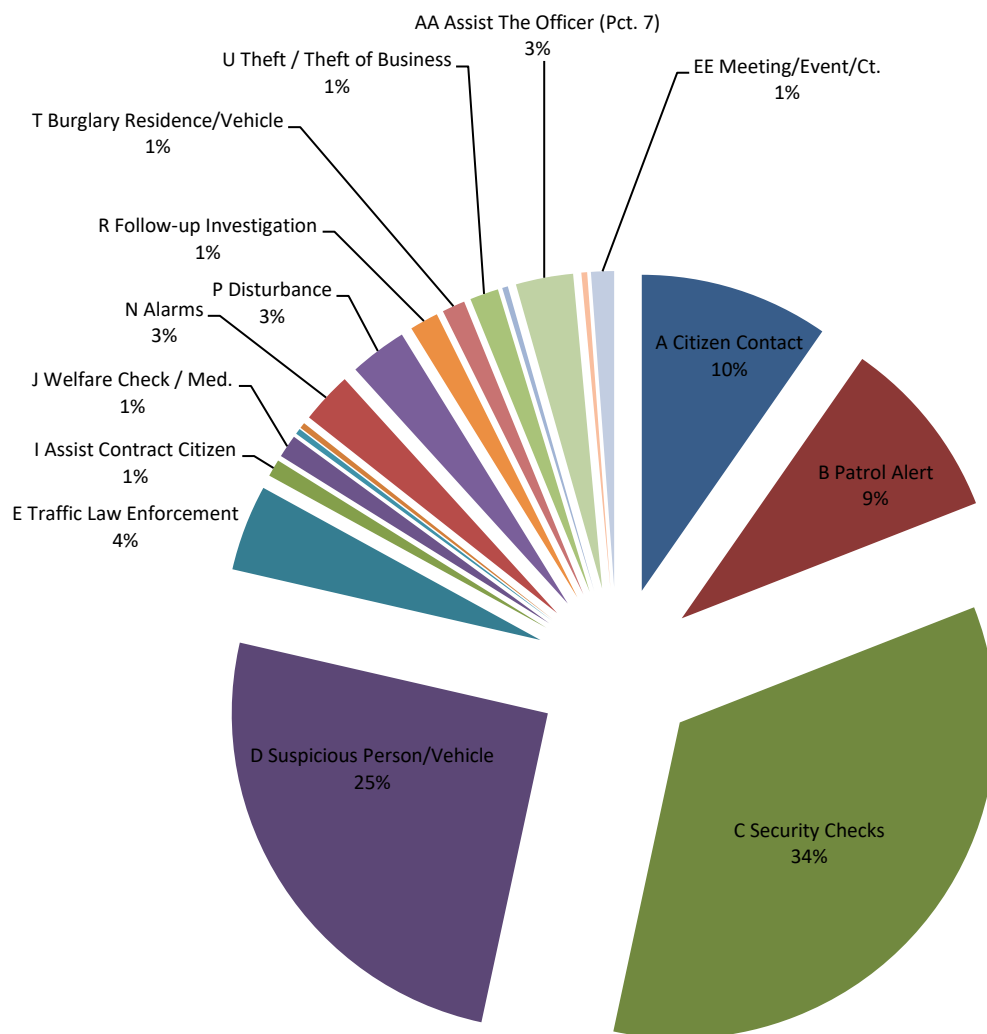
A. Patrol Activity Monthly Total:

0341

*	Patrol Activity Types	87S12	7S14	7S24	7S34	TOT	AVER	%
A	Citizen Contact	1	2	25	5	33	6.6	10%
B	Patrol Alert	0	2	0	30	32	6.4	9%
C	Security Checks	21	79	11	6	117	23.4	34%
D	Suspicious Person/Vehicle	23	27	29	7	86	17.2	25%
E	Traffic Law Enforcement	0	2	3	10	15	3.0	4%
F	Offense/Incident Reports	0	0	0	0	0	0.0	0%
G	Vacation Watch	0	0	0	0	0	0.0	0%
H	Open Door / Window	0	0	0	0	0	0.0	0%
I	Assist Contract Citizen	0	2	1	0	3	0.6	1%
J	Welfare Check / Med.	0	3	0	1	4	0.8	1%
K	Traffic Initiative	1	0	0	0	1	0.2	0%
L	Traffic Hazard	0	1	0	0	1	0.2	0%
M	Animal Humane	0	0	0	0	0	0.0	0%
N	Alarms	1	4	1	3	9	1.8	3%
O	Mental Cases (171)	0	0	0	0	0	0.0	0%
P	Disturbance	2	4	1	3	10	2.0	3%
Q	Criminal Investigation	0	0	0	0	0	0.0	0%
R	Follow-up Investigation	0	4	1	0	5	1.0	1%
S	Criminal Mischief	0	0	0	0	0	0.0	0%
T	Burglary Residence/Vehicle	2	1	1	0	4	0.8	1%
U	Theft / Theft of Business	0	4	0	1	5	1.0	1%
V	Citizen Assaulted	0	0	0	0	0	0.0	0%
W	Robbery of an Individual	0	0	0	0	0	0.0	0%
X	Trespass Warning	0	0	0	0	0	0.0	0%
Y	Major/Minor Crash	0	1	0	0	1	0.2	0%
Z	Child Custody Disputes	0	0	0	0	0	0.0	0%
AA	Assist The Officer (Pct. 7)	1	2	3	4	10	2.0	3%
BB	Runaway Missing Persons	0	0	0	0	0	0.0	0%
CC	Assisted LEA	0	0	0	0	0	0.0	0%
DD	Solicitors	0	0	0	1	1	0.2	0%
EE	Meeting/Event/Ct.	0	3	1	0	4	0.8	1%
0								
*	MONTH TOTALS	52	141	77	71	341	68.2	100%

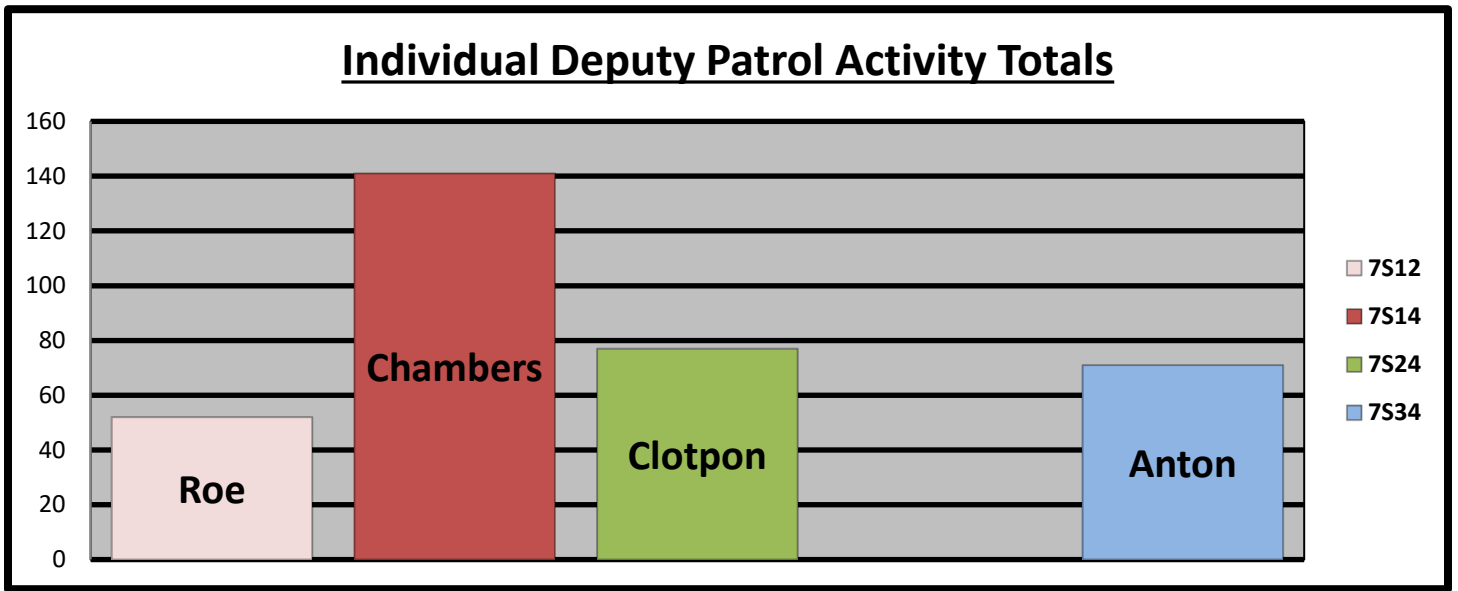
A1. Patrol Activity Percentage:

Percentage of Patrol Activity



- | | | | |
|-------------------------------|------------------------------|----------------------------------|--------------------------------|
| ■ A Citizen Contact | ■ B Patrol Alert | ■ C Security Checks | ■ D Suspicious Person/Vehicle |
| ■ E Traffic Law Enforcement | ■ F Offense/Incident Reports | ■ G Vacation Watch | ■ H Open Door / Window |
| ■ I Assist Contract Citizen | ■ J Welfare Check / Med. | ■ K Traffic Initiative | ■ L Traffic Hazard |
| ■ M Animal Humane | ■ N Alarms | ■ O Mental Cases (171) | ■ P Disturbance |
| ■ Q Criminal Investigation | ■ R Follow-up Investigation | ■ S Criminal Mischief | ■ T Burglary Residence/Vehicle |
| ■ U Theft / Theft of Business | ■ V Citizen Assaulted | ■ W Robbery of an Individual | ■ X Trespass Warning |
| ■ Y Major/Minor Crash | ■ Z Child Custody Disputes | ■ AA Assist The Officer (Pct. 7) | ■ BB Runaway Missing Persons |
| ■ CC Assisted LEA | ■ DD Solicitors | ■ EE Meeting/Event/Ct. | |

B. Patrol Activity by Midtown Management District Personnel:

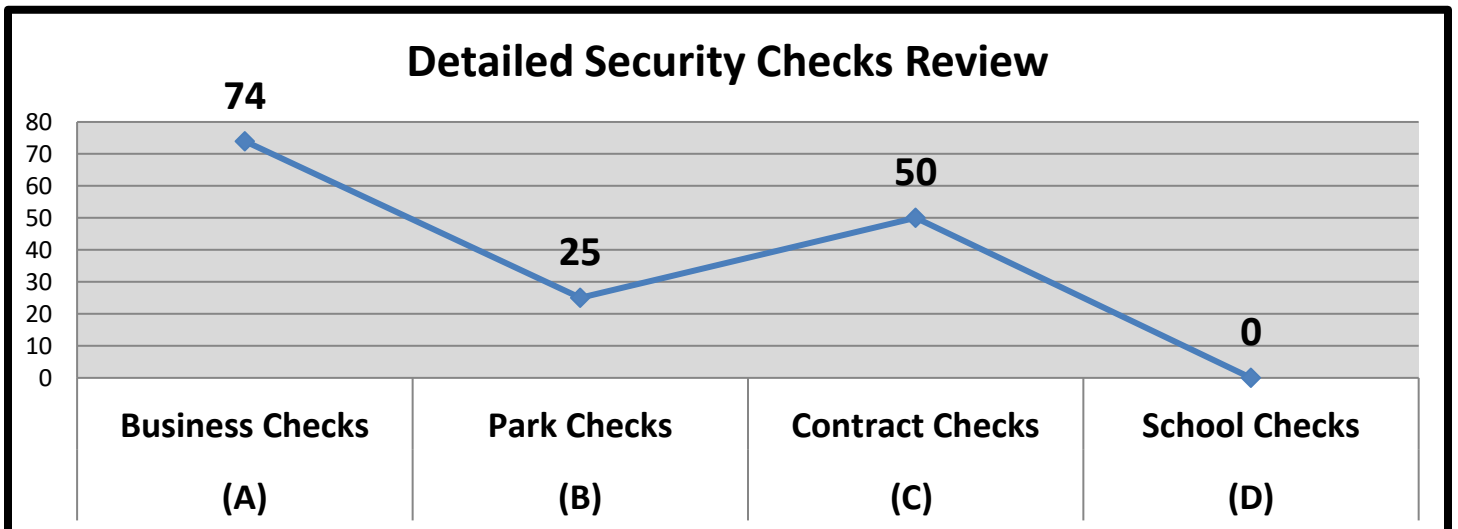


C. Security Checks Monthly Total:

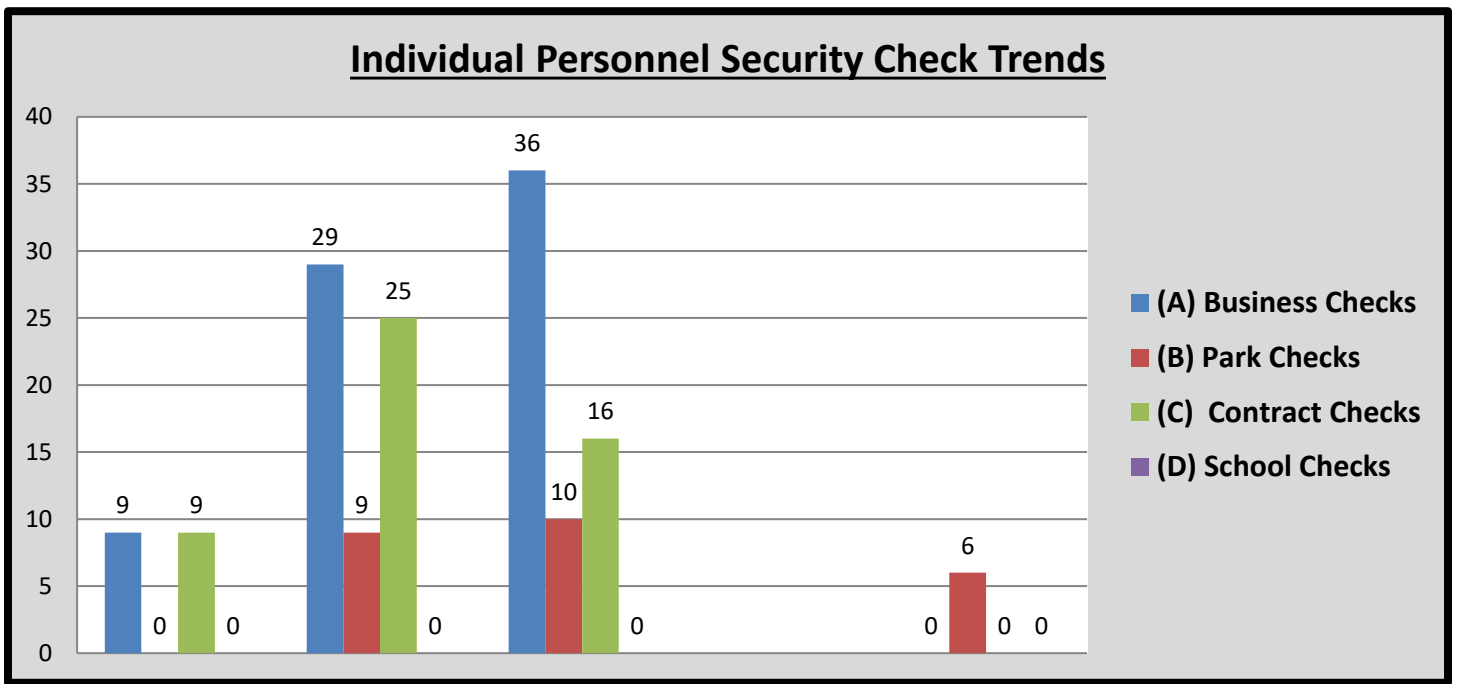
149

*	Security Checks	7S12	7S14	7S24	7S34	TOT	AVER	%
(A)	Business Checks	9	29	36	0	74	14.8	50%
(B)	Park Checks	0	9	10	6	25	5.0	17%
(C)	Contract Checks	9	25	16	0	50	10.0	34%
(D)	School Checks	0	0	0	0	0	0.0	0%
(E)	<i>Totals</i>	18	63	62	6	149	29.8	100%

D. Detailed Security Checks Monthly:



E. Individual Personnel Security Check Trends:



F. CIT/MHO Dispositions Monthly Total:

000

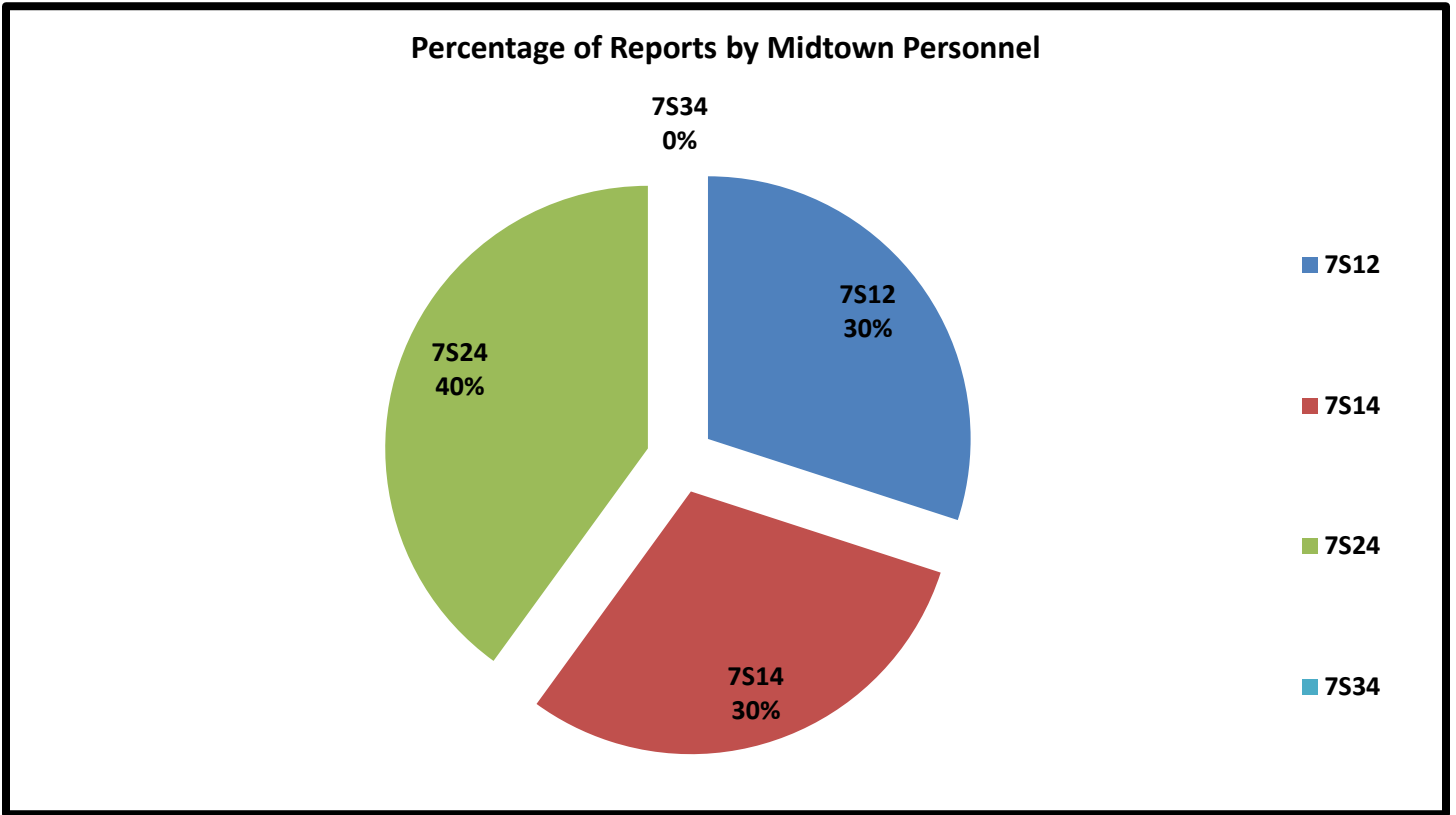
*	<i>C.I.T. Dispositions</i>	87S12	7S14	7S24	7S34	TOT	AVER	%
(A)	CIT/MHO Outside Referral	0	0	0	0	0	0.0	#DIV/0!
(B)	CIT/MHO Transport	0	0	0	0	0	0.0	#DIV/0!
(C)	CIT/MHO CIT Contact	0	0	0	0	0	0.0	#DIV/0!
(D)	CIT/MHO Arrest	0	0	0	0	0	0.0	#DIV/0!
(E)	<i>Totals</i>	0	0	0	0	0	0.0	#DIV/0!

G. Offense/Incident Reports Monthly Total:

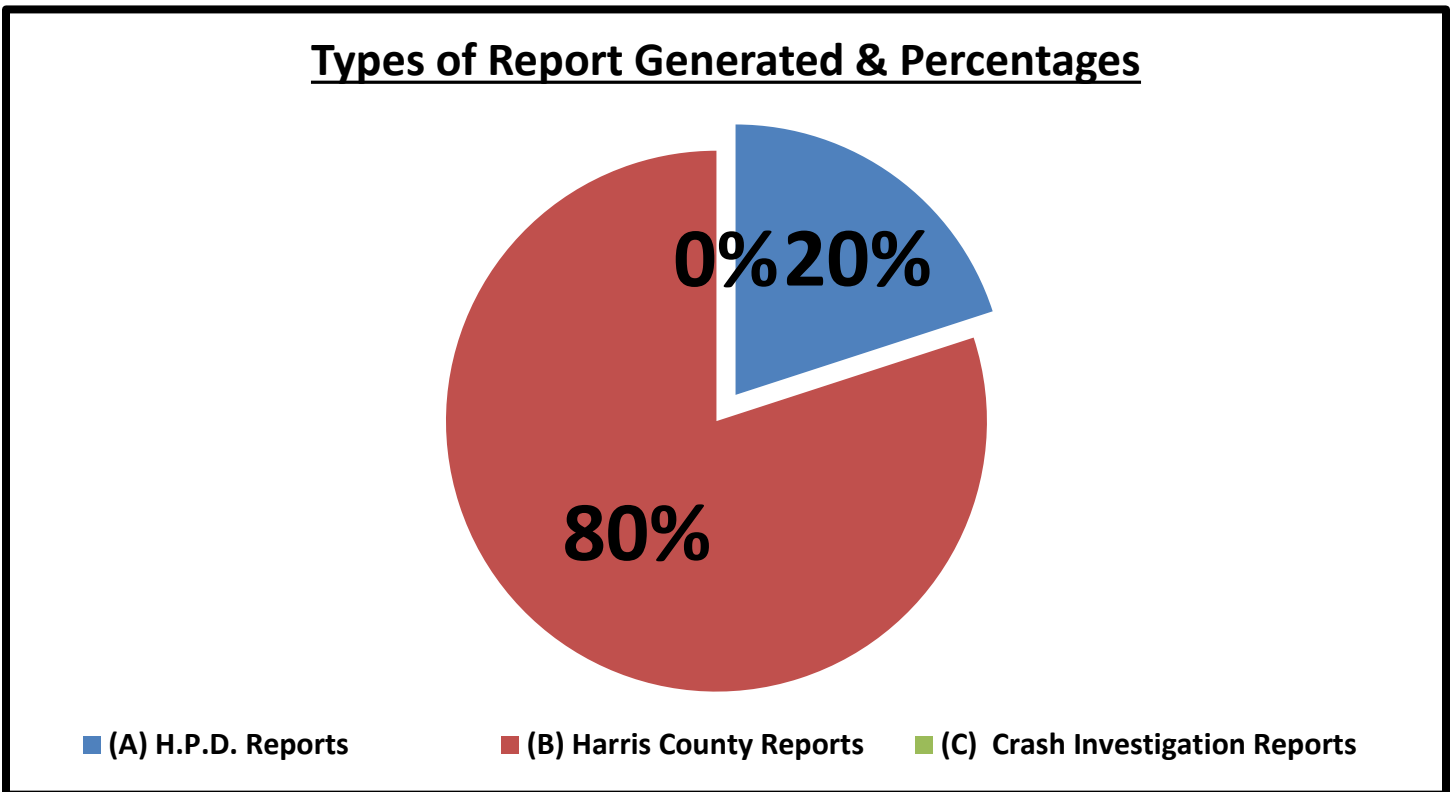
010

*	<i>Offense/Incident Reports</i>	87S12	7S14	7S24	7S34	TOT	AVER	%
(A)	H.P.D. Reports	2	0	0	0	2	0.4	20%
(B)	Harris County Reports	1	3	4	0	8	1.6	80%
(C)	Crash Investigation Reports	0	0	0	0	0	0.0	0%
(D)	<i>Totals</i>	3	3	4	0	10	2.0	100%

H. Report Generation Percentages:



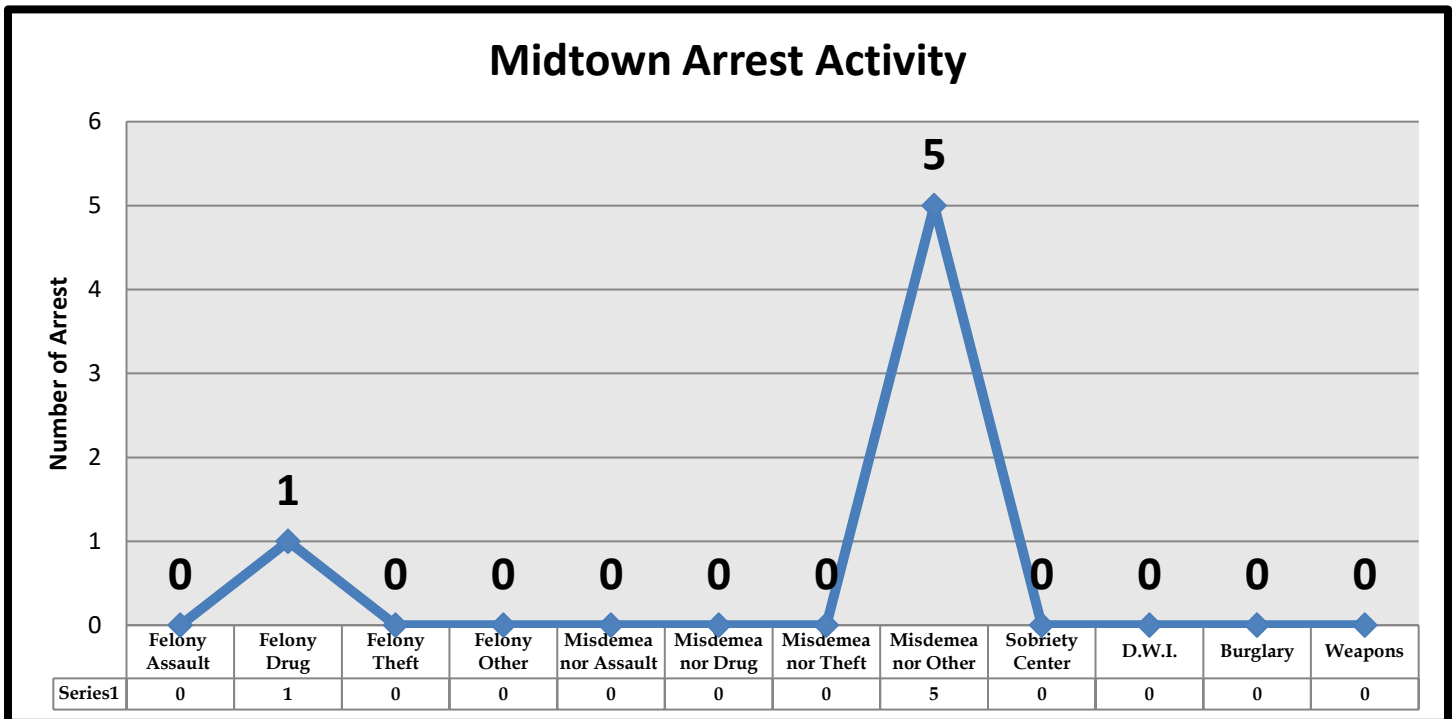
I. Percentages:



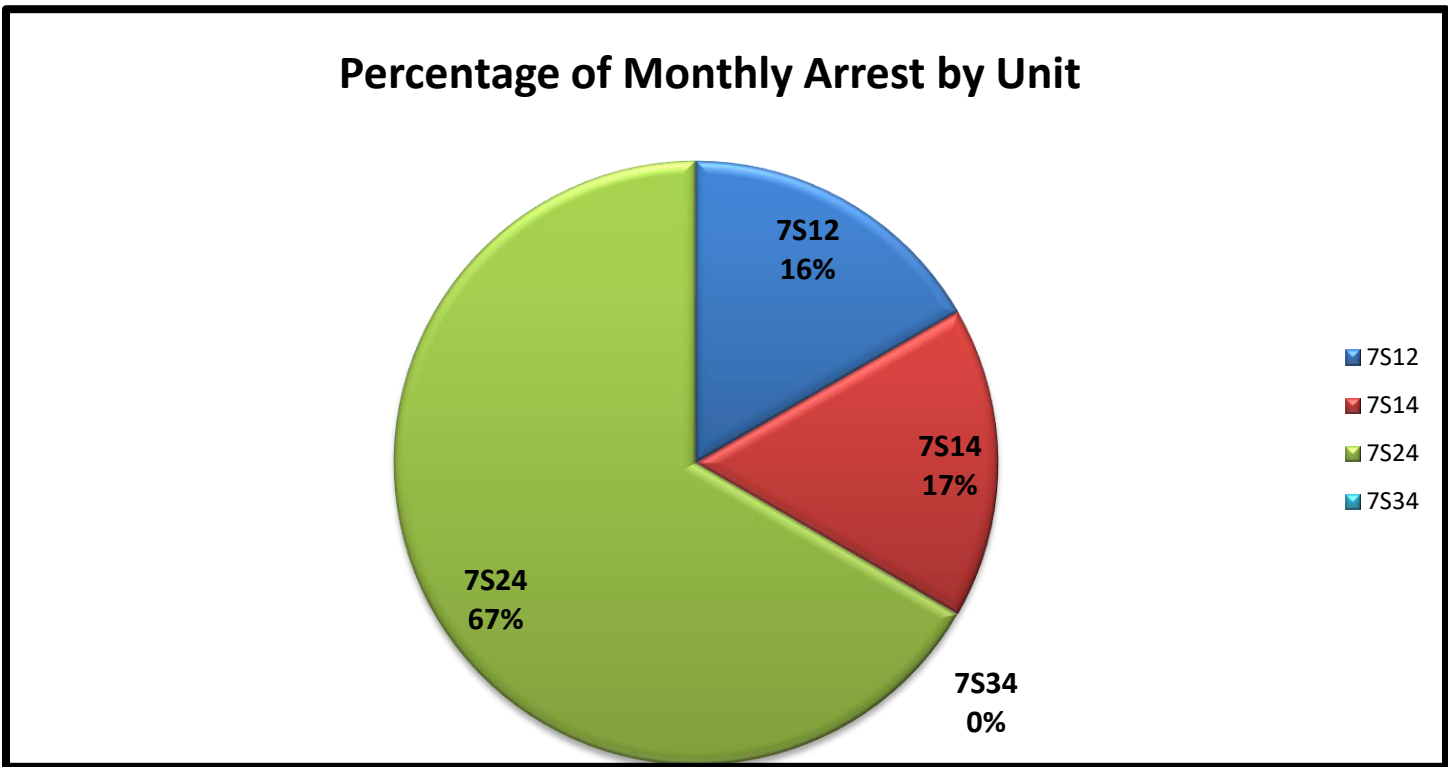
J. Types of Criminal Arrests Monthly Total:

*	Types of Criminal Arrests	87S12	7S14	7S24	7S34	TOT	AVER	%
A	Felony Assault	0	0	0	0	0	0.0	0%
B	Felony Drug	1	0	0	0	1	0.2	17%
C	Felony Theft	0	0	0	0	0	0.0	0%
D	Felony Other	0	0	0	0	0	0.0	0%
E	Misdemeanor Assault	0	0	0	0	0	0.0	0%
F	Misdemeanor Drug	0	0	0	0	0	0.0	0%
G	Misdemeanor Theft	0	0	0	0	0	0.0	0%
H	Misdemeanor Other	0	1	4	0	5	1.0	83%
I	Sobriety Center	0	0	0	0	0	0.0	0%
J	D.W.I.	0	0	0	0	0	0.0	0%
K	Burglary	0	0	0	0	0	0.0	0%
L	Weapons	0	0	0	0	0	0.0	0%
M	Totals	1	1	4	0	6	1.2	100%

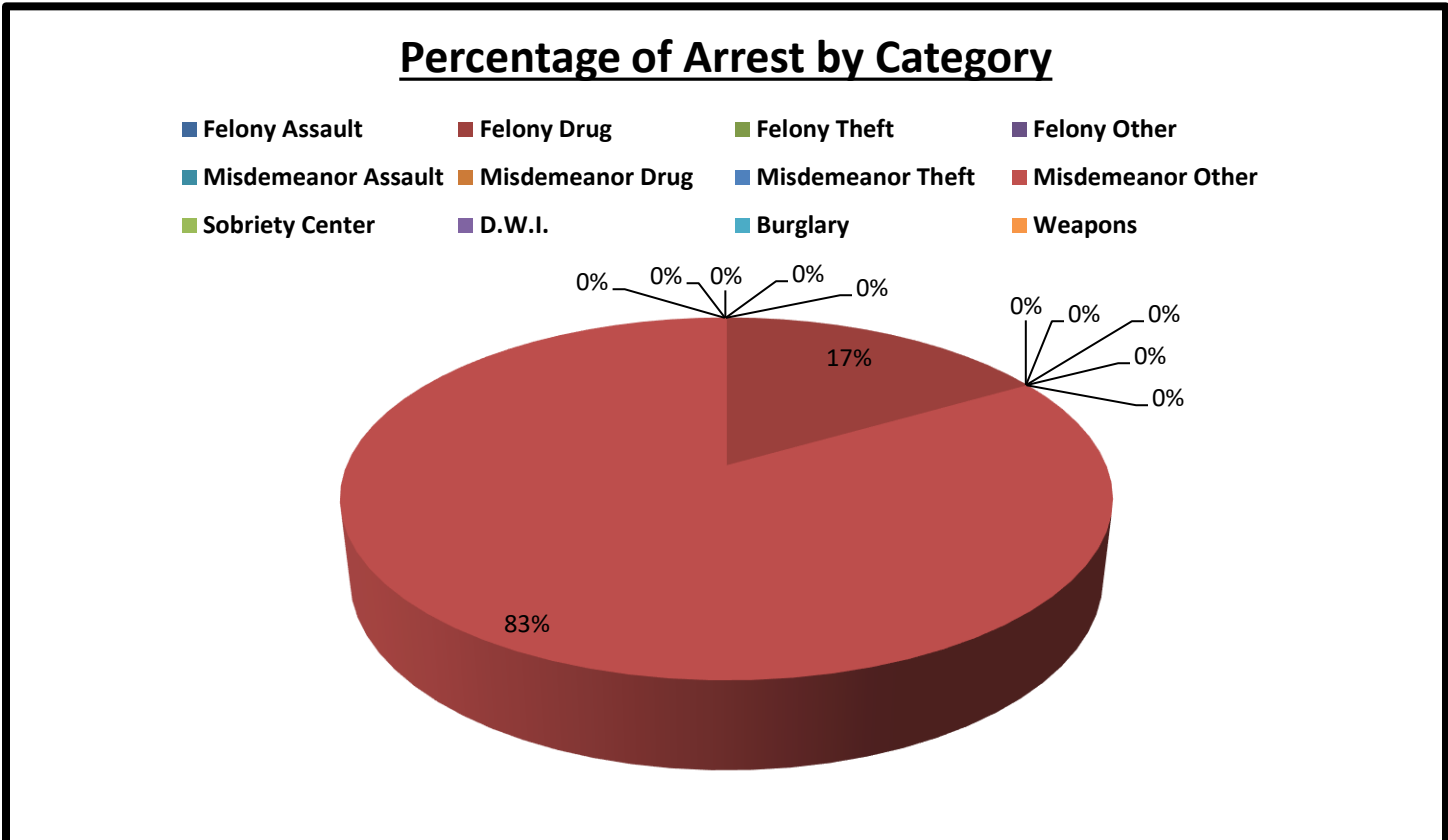
K. Types of Criminal Arrests Monthly Total:



L. Types of Criminal Arrests Monthly Total:



M. Types of Criminal Arrests Monthly Total:



N. Executed Warrant Monthly Total:

008

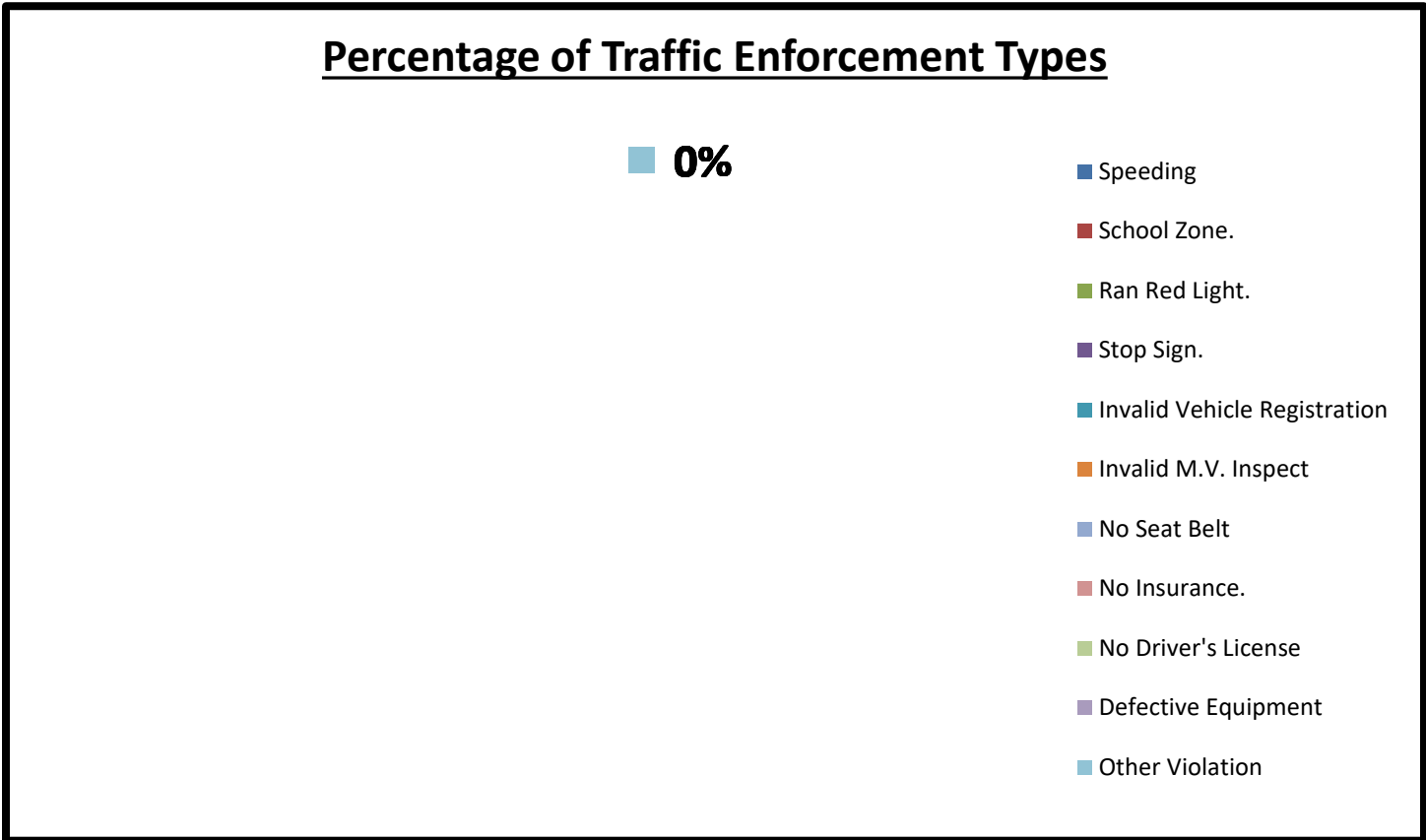
*	Executed Warrants	87S12	7S14	7S24	7S34	TOT	AVER	%
(A)	Felony Warrants	0	0	0	0	0	0.0	0%
(B)	Misdemeanor Warrants	0	0	8	0	8	1.6	100%
(C)	Totals	0	0	8	0	8	1.6	100%

O. Traffic Law Enforcement Total:

003

*	Traffic Enforcement	7S12	7S14	7S24	7S34	TOT	AVER	%
A	Speeding	0	0	0	0	0	0.0	#DIV/0!
B	School Zone.	0	0	0	0	0	0.0	#DIV/0!
C	Ran Red Light.	0	0	0	0	0	0.0	#DIV/0!
D	Stop Sign.	0	0	0	0	0	0.0	#DIV/0!
E	Invalid Vehicle Registration	0	0	0	0	0	0.0	#DIV/0!
F	Invalid M.V. Inspect	0	0	0	0	0	0.0	#DIV/0!
G	No Seat Belt	0	0	0	0	0	0.0	#DIV/0!
H	No Insurance.	0	0	0	0	0	0.0	#DIV/0!
I	No Driver's License	0	0	0	0	0	0.0	#DIV/0!
J	Defective Equipment	0	0	0	0	0	0.0	#DIV/0!
K	Other Violation	0	0	0	0	0	0.0	#DIV/0!
L	Written Warnings	0	0	0	0	0	0.0	0%
M	Verbal Warning	0	0	3	0	3	0.6	100%
N	Citation	0	0	0	0	0	0.0	0%
O	Total Violations	0	0	3	0	3	0.6	100%

P. Traffic Law Enforcement Total:



Q. Citations vs. Warnings Monthly Total:

003

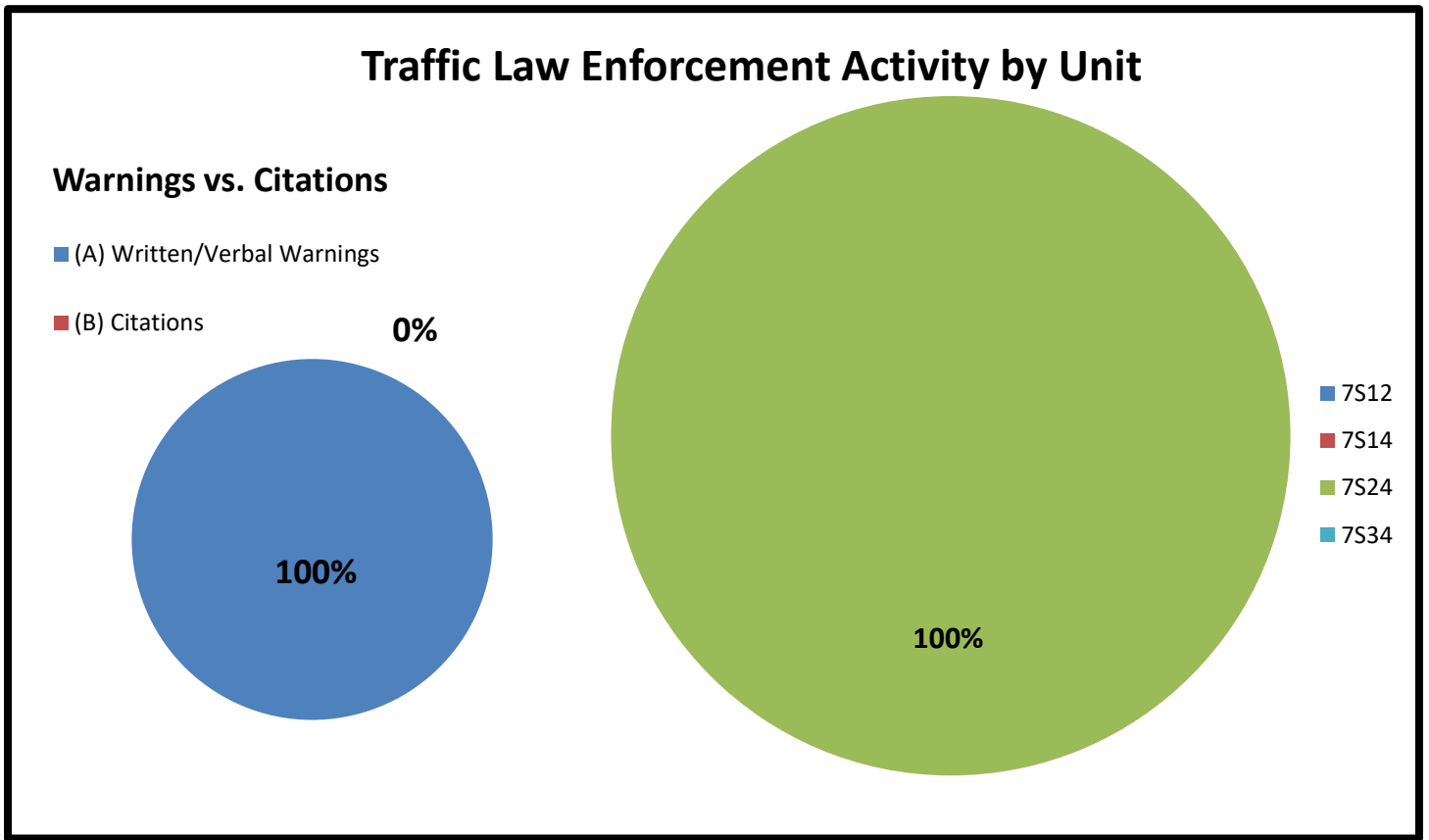
*	Warnings vs. Citations	7S12	7S14	7S24	7S34	TOT	AVER	%
(A)	Written/Verbal Warnings	0	0	3	0	3	0.6	100%
(B)	Citations	0	0	0	0	0	0.0	0%
(C)	<i>Totals</i>	0	0	3	0	3	0.6	100%

R. Sources of Calls for Service Monthly Total:

0342

Sources of Calls for Service	7S12	7S14	7S24	7S34	TOT	AVER	%
On View	0	0	8	0	8	1.6	2%
Dispatched	9	41	12	18	80	16.0	23%
Self-Initiated	44	100	57	53	254	50.8	74%
<i>Totals</i>	53	141	77	71	342	68.4	100%

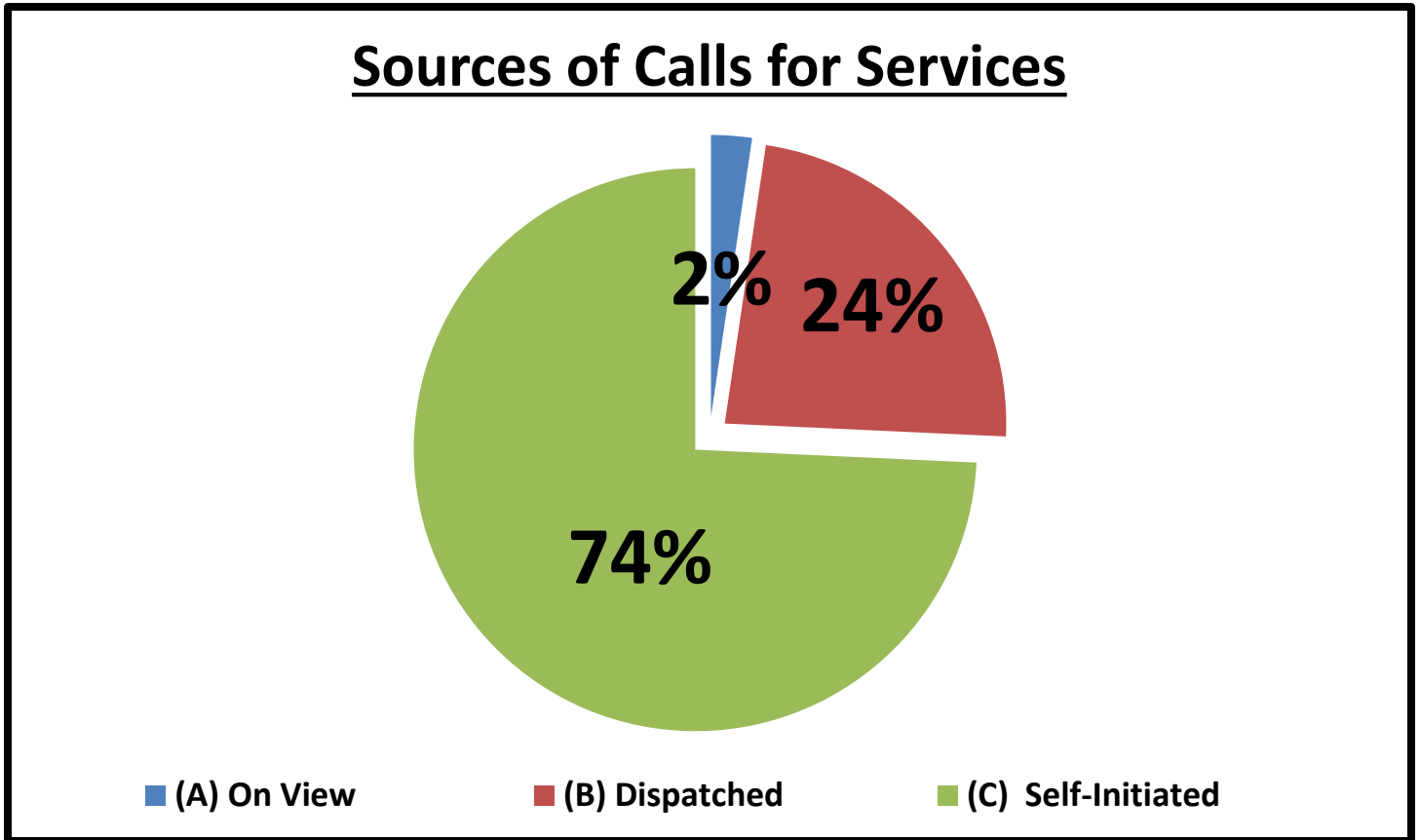
S. Traffic Law Enforcement Activity Percentages:



T. Sources of Calls for Service Percentages:

*	<i>Sources of Calls for Service</i>	87S12	7S14	7S24	7S34	TOT
(A)	On View	0%	0%	10%	0%	2%
(B)	Dispatched	17%	29%	16%	25%	23%
(C)	Self-Initiated	83%	71%	74%	75%	74%
(D)	<i>Totals</i>	100%	100%	100%	100%	100%

U. Sources of Calls for Service Percentages:



V. Free Reserve Personnel Time Utilized in Contract Monthly Total: 000

*	Free Reserve Personnel Time	87S12	7S14	7S24	7S34		TOT	AVER	%
(A)	Totals	0	0	0	0		0	0.0	#DIV/0!

W. Mileage Total:

2209

*	Mileage	87S12	7S14	7S24	7S34		TOT	AVER	%
(A)	Totals	284	609	475	841		2209	441.8	648%

X. Incident Summaries:

01.	SEPTEMBER 6, 2019	1300 HOURS	AGGRAVATED ASSAULT		DEPUTY A. CHAMBERS	
	DAYSHIFT:	2300 MAIN ST	MIDTOWN	"F"	HC:	1909-00031
<p>On September 6, 2016 at 1318 hours, while on patrol in the "Midtown Contract", Deputy A. Chambers was performing routine patrol and law enforcement services when I (Deputy A. Chambers) was conducting a routine patrol alert of the area on Main Street. I was flagged down informed by individual that they had been stab. During the course of the field investigation, a suspect was identified. The patrol activity type is "PAT=A/Q".</p>						

02.	SEPTEMBER 10, 2019	1100 HOURS	WARRANT ARREST		DEPUTY A. CHAMBERS	
	DAYSHIFT:	4500 TRAVIS ST	MIDTOWN	"M"	HC:	1909-00060
<p>On September 10, 2016 at 1122 hours, while on patrol in the "Midtown Contract", Deputy A. Chambers was performing routine patrol and law enforcement services when I (Deputy A. Chambers) was dispatched to 4500 Travis in reference to suspicious person. Upon arrival, Deputy determine that individual was a fugitive from justice. Individual was arrested and transported then released to Joint Processing Center (JPC). The patrol activity type is "PAT=D".</p>						

03.	SEPTEMBER 11, 2019	0000 HOURS	EVADING DETENTION		DEPUTY A. CLOPTON	
	EVENINGSHIFT:	4300 CAROLINE ST	MIDTOWN	"M"	HC:	1909-00064
<p>On September 11, 2019, a Wednesday, at 0030 hours, while on patrol in the "Midtown Contract", Deputy A. Clopton was performing routine patrol and law enforcement services when I (Deputy A. Clopton) when I observed a suspicious person. During the course the field investigation, individual attempted to evade Deputy on foot. Individual was arrested and transported to Joint Processing Center (JPC). The patrol activity type is "PAT=D".</p>						

04.	SEPTEMBER 11, 2019	1800 HOURS	WARRANT ARREST		DEPUTY A. CLOPTON	
	EVENINGSHIFT:	1000 BASS PRO	MIDTOWN	"M"	HC:	1909-00071
<p>On September 11, 2019, a Wednesday, at 1808 hours, while on patrol in the "Midtown Contract", Deputy A. Clopton was performing routine patrol and law enforcement services when I (Deputy A. Clopton) was dispatched to warrant service. During the course the field investigation, individual was found to be a fugitive from justice. Individual was arrested and transported to Joint Processing Center (JPC). The patrol activity type is "PAT=D".</p>						

05.	SEPTEMBER 12, 2019	0000 HOURS	WARRANT ARREST		DEPUTY A. CLOPTON	
	EVENINGSHIFT:	4200 CAROLINE ST	MIDTOWN	"M"	HC:	1909-00082
<p>On September 12, 2019, a Thursday, at 0030 hours, while on patrol in the "Midtown Contract", Deputy A. Clopton was performing routine patrol and law enforcement services when I (Deputy A. Clopton) when I observed a suspicious vehicle. During the course the field investigation, individual attempted to evade Deputy on foot. Individual was arrested and transported to Joint Processing Center (JPC). The patrol activity type is "PAT=D".</p>						

06.	SEPTEMBER 16, 2019	1700 HOURS	BURGLARY MOTOR VEHICLE		DEPUTY A. CHAMBERS	
	DAYSHIFT:	2200 MAIN ST	MIDTOWN	"M"	HC:	1909-00106
<p>On September 16, 2016 at 1726 hours, while on patrol in the "Midtown Contract", Deputy A. Chambers was performing routine patrol and law enforcement services when I (Deputy A. Chambers) was flagged down by citizen in burglary of motor vehicle. During the course investigation, a suspect was located and arrested for theft items removed from the motor vehicle. Individual was transported and released to the Joint Processing Center (JPC). The patrol activity type is "PAT=T".</p>						

07.	SEPTEMBER 19, 2019	0900 HOURS	BURGLARY MOTOR VEHICLE		DEPUTY T. ROE	
	DAYSHIFT:	3201 LOUISIANA	MIDTOWN	"M"	HPD:	1234455-19
<p>On September 19, 2019, a Saturday, at 0900 hours, while on patrol in the "Midtown Contract", Deputy T. Roe was performing routine patrol and law enforcement services when I (Deputy T. Roe) was dispatched to the listed location in regard to a burglary of vehicle. One report was taken in regards after all investigations were completed. The patrol activity type is "PAT=T".</p>						

08.	SEPTEMBER 19, 2019	0900 HOURS	BURGLARY MOTOR VEHICLE		DEPUTY T. ROE	
	DAYSHIFT:	3201 LOUISIANA	MIDTOWN	"M"	HPD:	1234381-19
<p>On September 19, 2019, a Saturday, at 0900 hours, while on patrol in the "Midtown Contract", Deputy T. Roe was performing routine patrol and law enforcement services when I (Deputy T. Roe) was dispatched to the listed location in regard to a burglary of vehicle. One report was taken in regards after all investigations were completed. The patrol activity type is "PAT=T".</p>						

09.	SEPTEMBER 26, 2019	0100 HOURS	WARRANT ARREST		DEPUTY A. CLOPTON	
	EVENINGSHIFT:	4200 CAROLINE ST	MIDTOWN	"M"	HC:	1909-00181
<p>On September 26, 2019, a Thursday, at 0130 hours, while on patrol in the "Midtown Contract", Deputy A. Clopton was performing routine patrol and law enforcement services when I (Deputy A. Clopton) when I observed a suspicious vehicle. During the course the field investigation, individual attempted to evade Deputy on foot. Individual was arrested and transported to Joint Processing Center (JPC). The patrol activity type is "PAT=D".</p>						

10.	SEPTEMBER 28, 2019	1100 HOURS	NARCOTICS ARREST-PCS		DEPUTY T. ROE	
	DAYSHIFT:	2111 FANNIN ST	MIDTOWN	"F"	HC:	1908-000199
	<p>On September 28, 2019, a Saturday, at approximately 1100 hours, while on patrol in the "Midtown Contract", was performing routine patrol and law enforcement services when I (Deputy T. Roe) observed a suspicious male was dispatched to a burglary of a motor vehicle. After further investigations one report was generated. The patrol activity type is "PAT=D".</p>					

Sergeant Odell Haynes

Sergeant Odell Haynes
Contract Sergeant, Field Operations
Harris County Constable's Office of Precinct "7"
713-643-6602 OR 832-788-1013