



MAY WALKER, CONSTABLE
PRECINCT SEVEN
HARRIS COUNTY, TEXAS

MAIN OFFICE
5300 Griggs Road
Houston, Texas 77021
PHONE (713) 643-6602
FAX (713) 643-3401

Date: October 9, 2019

From: Sergeant Ashton Johnson-Hall
Neighborhood Patrol Division, First Line Supervisor
Harris County Constable's Office of Precinct "7"

To: Property Owners Association
Board of Directors & Management Company

Subject: Day Shift – Monthly Productivity Analysis Report
Enclosure: **MPAR – September 2019**
Distribution: Executive Command Staff & Board of Directors & Management Company

The purpose of this "**Monthly Productivity Analysis Report**" (M.P.A.R.) is to provide the executive command staff with the appropriate data to analyze the productivity of assigned personnel and their shifts' activities to allow for the validation of individual and divisional performance evaluations. With regard to the specific contents of the report, there are 18 distinctive component parts of this report. These components are enumerated below:

- | | |
|--|---|
| 01. Patrol Activity Details | 10. Traffic Enforcement Report |
| 02. Patrol Activity Analytical Summary | 11. Trends & Percentages of Traffic |
| 03. Patrol Activity Percentages & Trends | 12. Citation & Warning Issuance Review |
| 04. Security Checks Report | 13. Call for Service Report (<i>C.F.S.</i>) |
| 05. Security Checks Percentages & Trends | 14. Trends & Percentages for <i>C.F.S.</i> |
| 06. Crisis Intervention Disposition Report | 15. Overtime Report (service at no Cost) |
| 07. Offense/Incident Generation Report | 16. Reserve Deputy Use (at no Cost) |
| 08. Criminal Arrest Types Report | 17. Incident Summarization |
| 09. Warrant Execution Report | |

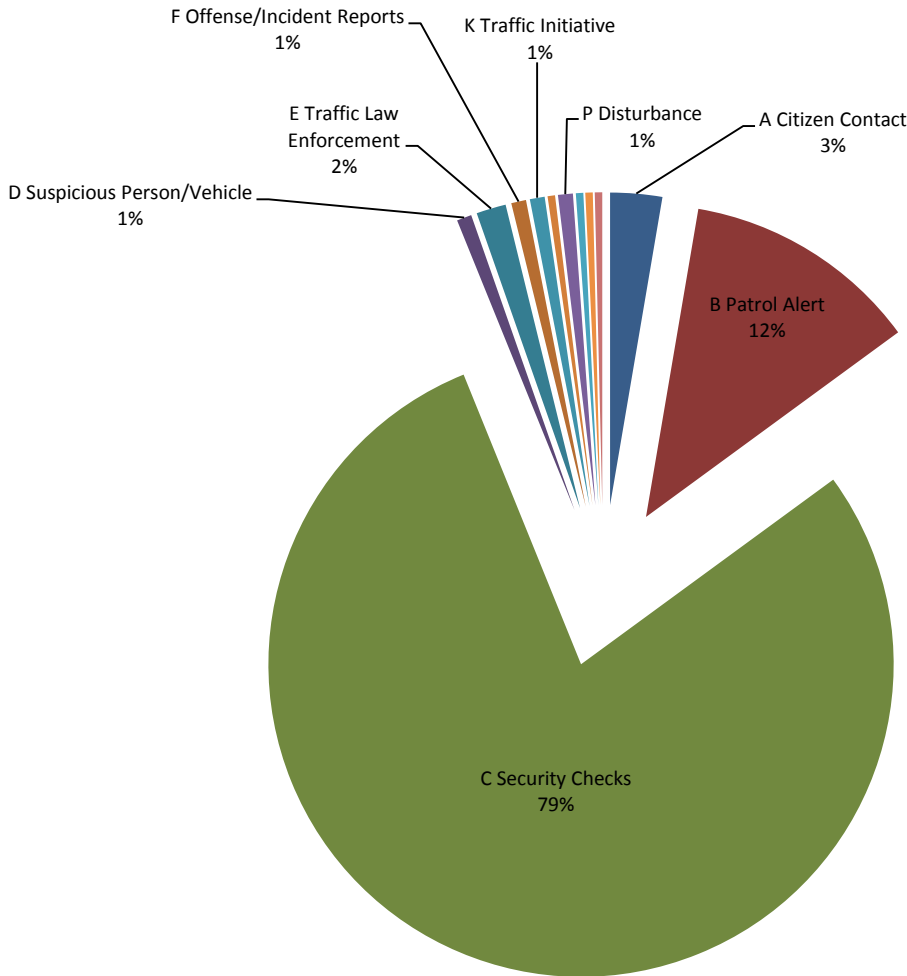
A cursory analysis of the statistical data from this report should be demonstrative of the quality of performance of this agency in realizing the contractual obligations and the overall achievement of the goals and objectives of this Agency and the Contract Division.

A. Patrol Activity Monthly Total:

* A	<i>Patrol Activity Types</i>	7H10	TOT	AVER	%
A	Citizen Contact	7	7	1.4	3%
B	Patrol Alert	32	32	6.4	12%
C	Security Checks	206	206	41.2	79%
D	Suspicious Person/Vehicle	2	2	0.4	1%
E	Traffic Law Enforcement	4	4	0.8	2%
F	Offense/Incident Reports	3	3	0.6	1%
G	Vacation Watch	0	0	0.0	0%
H	Open Door / Window	0	0	0.0	0%
I	Assist Contract Citizen	0	0	0.0	0%
J	Welfare Check / Med.	0	0	0.0	0%
K	Traffic Initiative	2	2	0.4	1%
L	Traffic Hazard	1	1	0.2	0%
M	Animal Humane	0	0	0.0	0%
N	Alarms	0	0	0.0	0%
O	Mental Cases (171)	0	0	0.0	0%
P	Disturbance	2	2	0.4	1%
Q	Criminal Investigation	1	1	0.2	0%
R	Follow-up Investigation	1	1	0.2	0%
S	Criminal Mischief	0	0	0.0	0%
T	Burglary Residence/Vehicle	1	1	0.2	0%
U	Theft / Theft of Business	0	0	0.0	0%
V	Citizen Assaulted	0	0	0.0	0%
W	Robbery of an Individual	0	0	0.0	0%
X	Trespass Warning	0	0	0.0	0%
Y	Major/Minor Crash	0	0	0.0	0%
Z	Child Custody Disputes	0	0	0.0	0%
AA	Assist The Officer (Pct. 7)	0	0	0.0	0%
BB	Runaway Missing Persons	0	0	0.0	0%
CC	Assisted LEA	0	0	0.0	0%
DD	Solicitors	0	0	0.0	0%
EE	Meeting/Event/Ct.	0	0	0.0	0%
*	<i>MONTH TOTALS</i>	262	262	52.4	100%

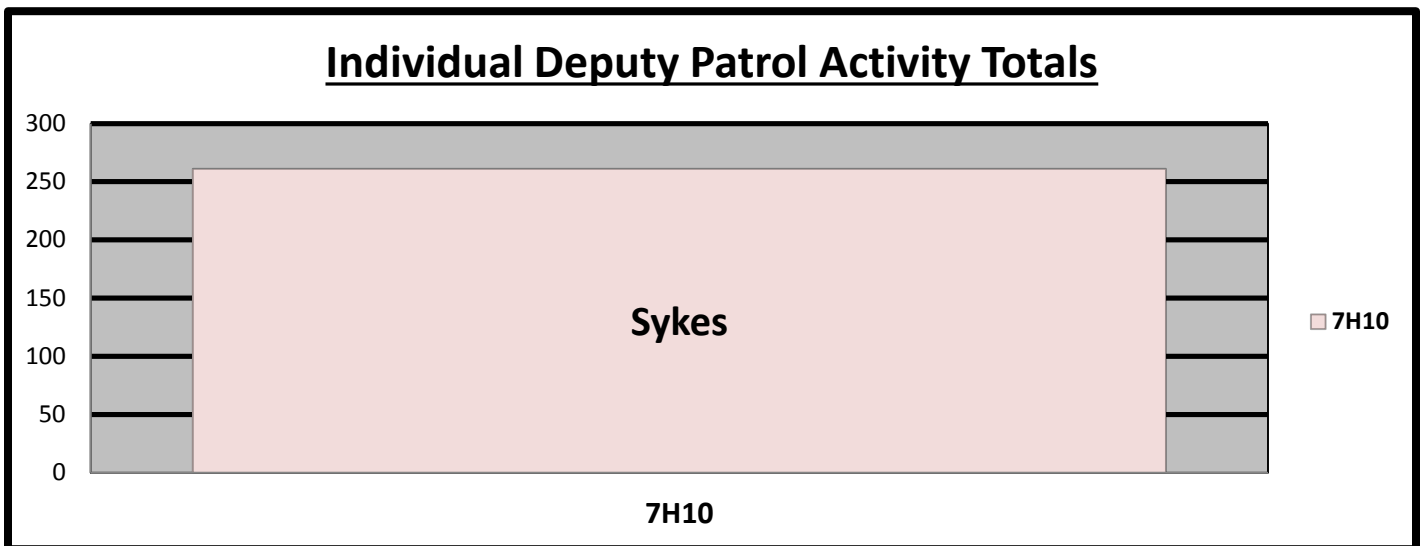
A1. Patrol Activity Percentage:

Percentage of Patrol Activity



- | | | | |
|-------------------------------|------------------------------|----------------------------------|--------------------------------|
| ■ A Citizen Contact | ■ B Patrol Alert | ■ C Security Checks | ■ D Suspicious Person/Vehicle |
| ■ E Traffic Law Enforcement | ■ F Offense/Incident Reports | ■ G Vacation Watch | ■ H Open Door / Window |
| ■ I Assist Contract Citizen | ■ J Welfare Check / Med. | ■ K Traffic Initiative | ■ L Traffic Hazard |
| ■ M Animal Humane | ■ N Alarms | ■ O Mental Cases (171) | ■ P Disturbance |
| ■ Q Criminal Investigation | ■ R Follow-up Investigation | ■ S Criminal Mischief | ■ T Burglary Residence/Vehicle |
| ■ U Theft / Theft of Business | ■ V Citizen Assaulted | ■ W Robbery of an Individual | ■ X Trespass Warning |
| ■ Y Major/Minor Crash | ■ Z Child Custody Disputes | ■ AA Assist The Officer (Pct. 7) | ■ BB Runaway Missing Persons |
| ■ CC Assisted LEA | ■ DD Solicitors | ■ EE Meeting/Event/Ct. | |

A2. Patrol Activity by MUD District 460 Personnel:

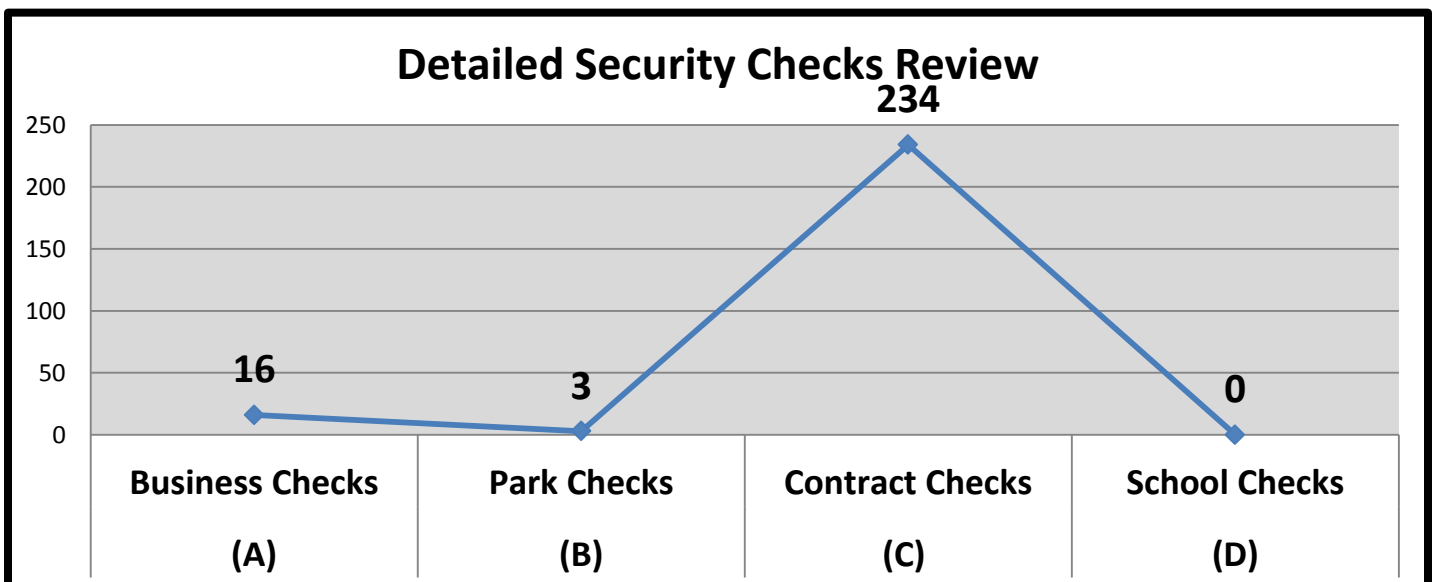


B. Security Checks Monthly Total:

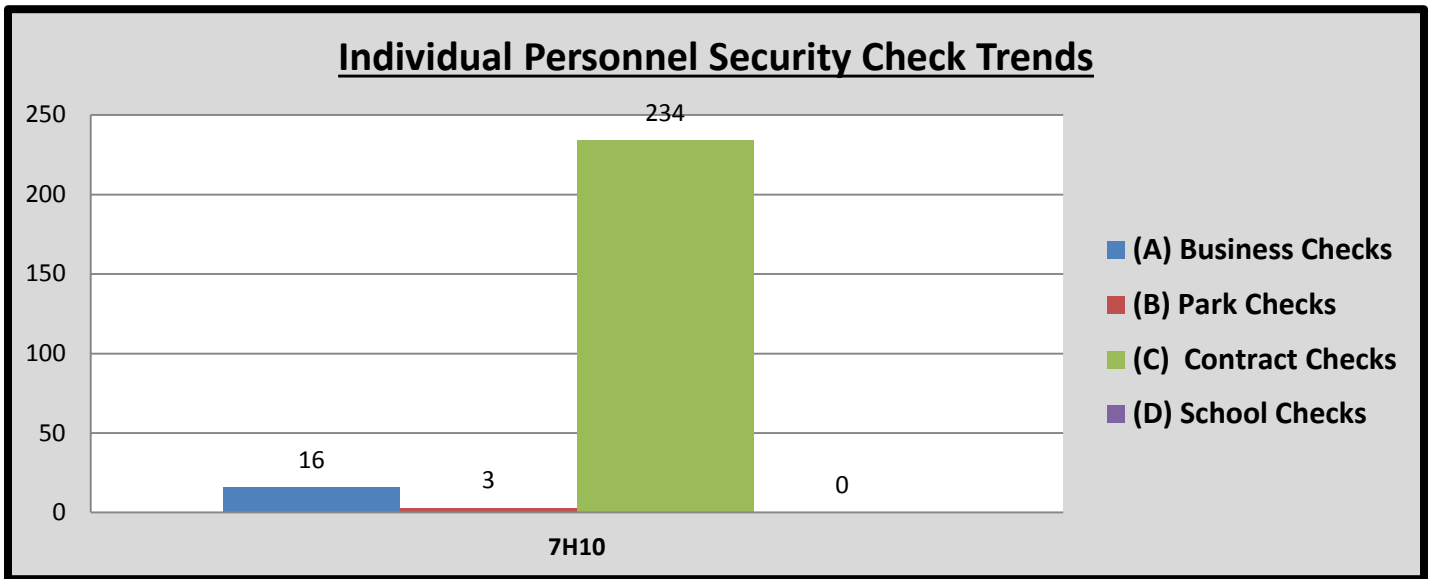
253

* Security Checks	7H10	TOT	AVER	%
(A) Business Checks	16	16	3.2	6%
(B) Park Checks	3	3	0.6	1%
(C) Contract Checks	234	234	46.8	92%
(D) Plaza Checks	0	0	0.0	0%
(E) Totals	253	253	50.6	100%

B. Detailed Security Checks Monthly:



B2. Individual Personnel Security Check Trends:



C. CIT/MHO Dispositions Monthly Total:

000

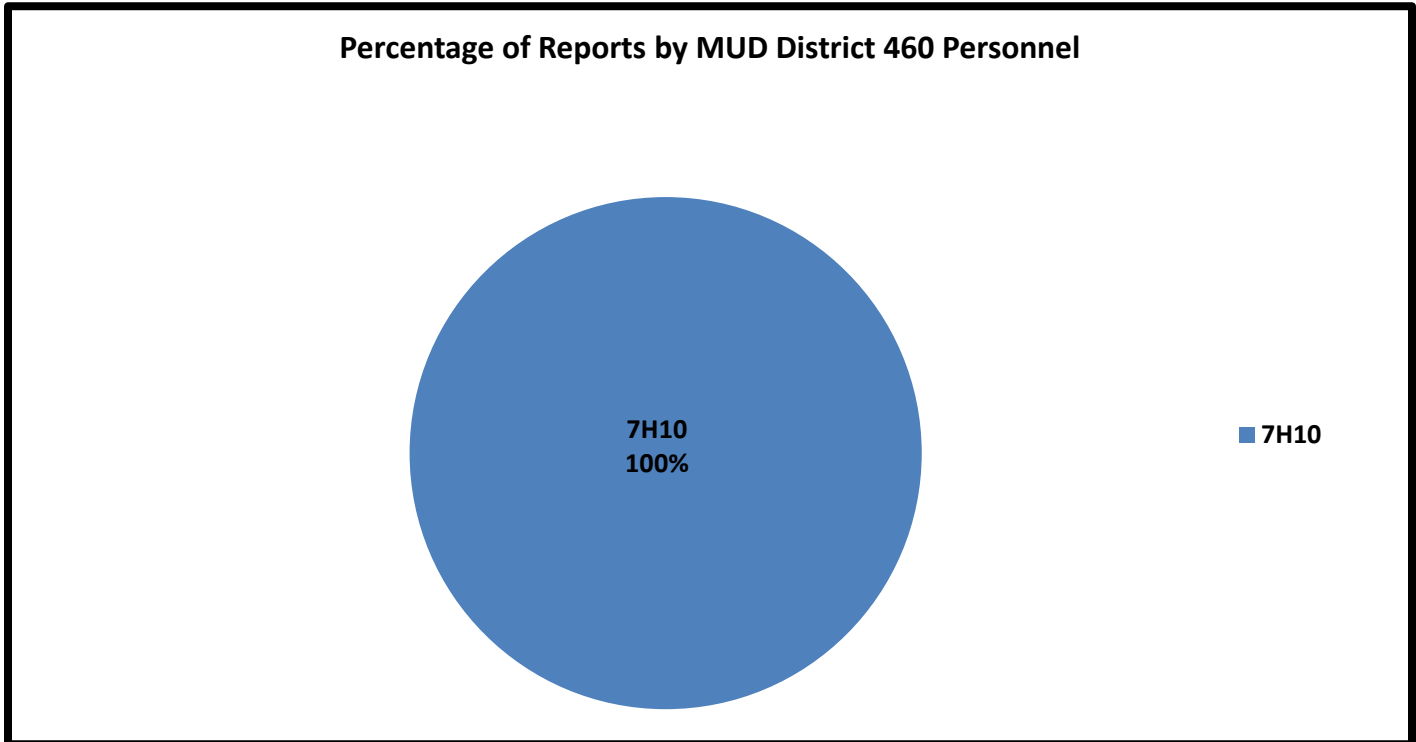
*	<i>C.I.T. Dispositions</i>	7H10
(A)	CIT/MHO Outside Referral	0
(B)	CIT/MHO Transport	0
(C)	CIT/MHO CIT Contact	0
(D)	CIT/MHO Arrest	0
(E)	<i>Totals</i>	0

D. Offense/Incident Reports Monthly Total:

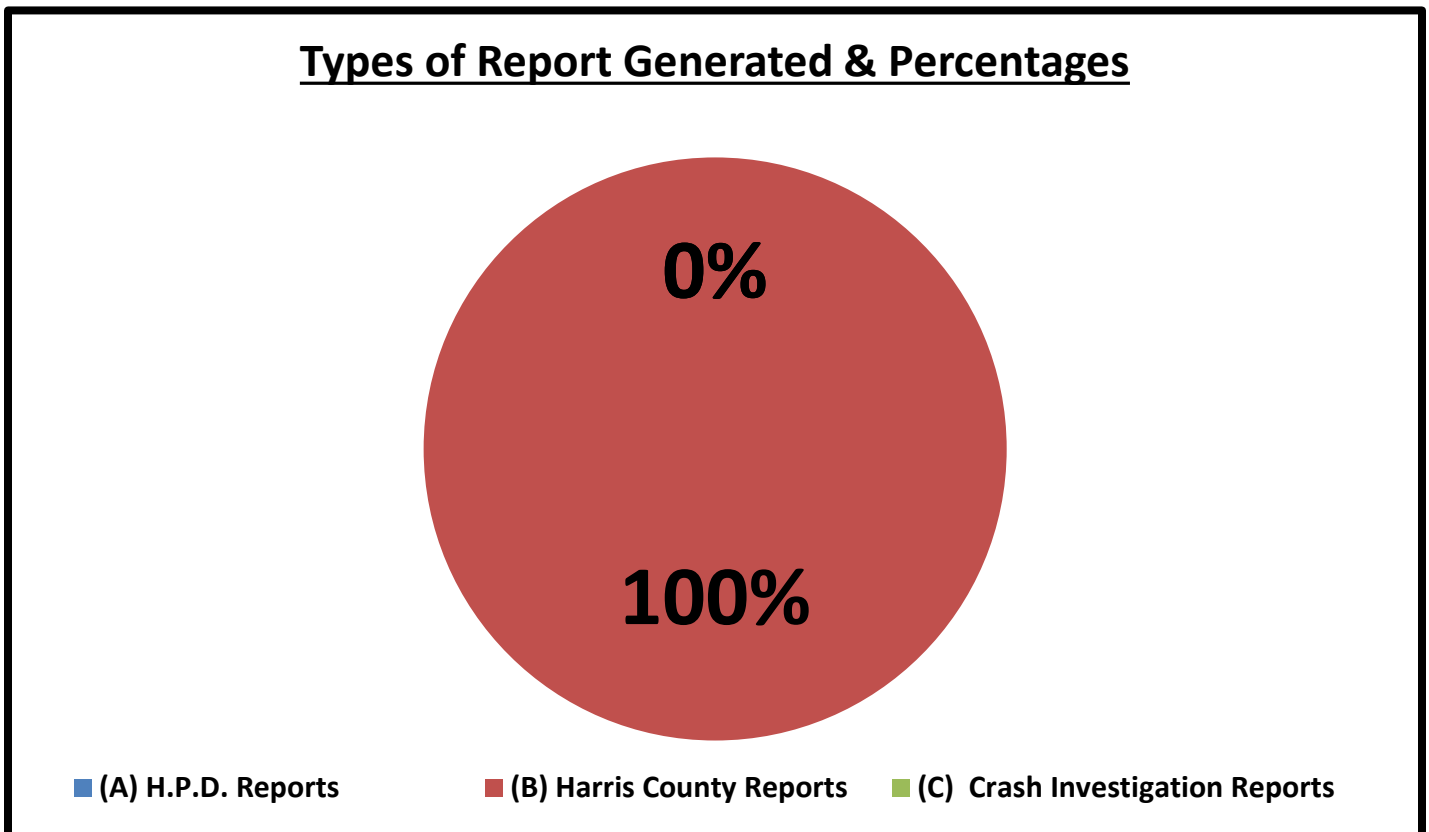
003

*	<i>Offense/Incident Reports</i>	7H10
(A)	H.P.D. Reports	0
(B)	Harris County Reports	3
(C)	Significant Incident Reports	0
(D)	<i>Totals</i>	3

D1. Report Generation Percentages:



D2. Percentages:

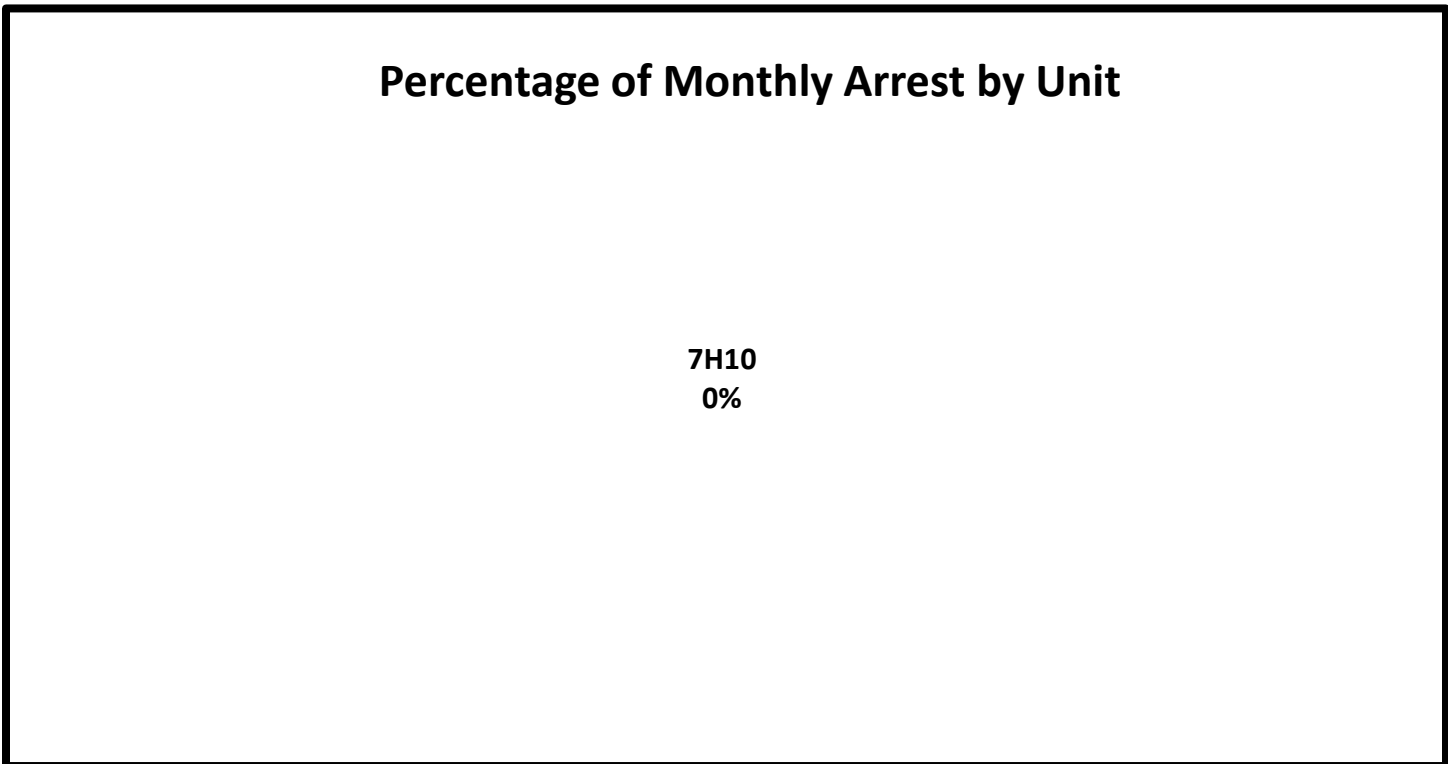


E. Types of Criminal Arrests Monthly Total:


000

*	<i>Types of Criminal Arrests</i>	7H10
A	Felony Assault	0
B	Felony Drug	0
C	Felony Theft	0
D	Felony Other	0
E	Misdemeanor Assault	0
F	Misdemeanor Drug	0
G	Misdemeanor Theft	0
H	Misdemeanor Other	0
I	D.W.L.S.	0
J	D.W.I.	0
K	Burglary	0
L	Weapons	0
M	<i>Totals</i>	0

E1. Types of Criminal Arrests Monthly Total:



E2. Types of Criminal Arrests Monthly Total:



F. Executed Warrant Monthly Total:

0000

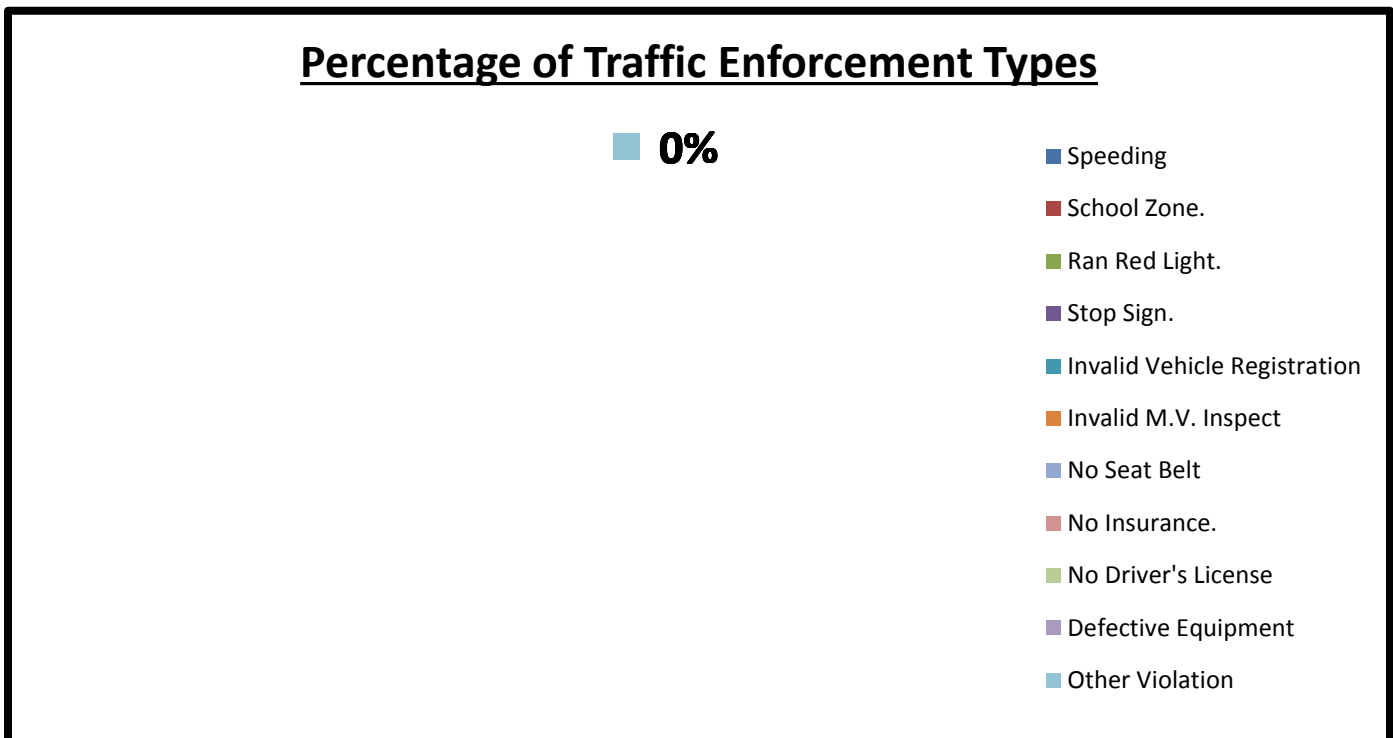
*	<i>Executed Warrants</i>	7H10
(A)	Felony Warrants	0
(B)	Misdemeanor Warrants	0
(C)	<i>Totals</i>	0

G. Traffic Law Enforcement Total:

003

*	Traffic Enforcement	7H10	TOT	AVER	%
A	Speeding	0	0	0.0	#DIV/0!
B	School Zone.	0	0	0.0	#DIV/0!
C	Ran Red Light.	0	0	0.0	#DIV/0!
D	Stop Sign.	0	0	0.0	#DIV/0!
E	Invalid Vehicle Registration	0	0	0.0	#DIV/0!
F	Invalid M.V. Inspect	0	0	0.0	#DIV/0!
G	No Seat Belt	0	0	0.0	#DIV/0!
H	No Insurance.	0	0	0.0	#DIV/0!
I	No Driver's License	0	0	0.0	#DIV/0!
J	Defective Equipment	0	0	0.0	#DIV/0!
K	Other Violation	0	0	0.0	#DIV/0!
L	Written Warnings	0	0	0.0	0%
M	Verbal Warning	3	3	0.6	100%
N	Citation	0	0	0.0	0%
O	Total Violations	3	3	0.6	100%

H. Traffic Law Enforcement Total:



I. Citations vs. Warnings Monthly Total:

003


*	<i>Warnings vs. Citations</i>	7H10	TOT	AVER	%
(A)	Written/Verbal Warnings	3	3	0.6	100%
(B)	Citations	0	0	0.0	0%
(C)	<i>Totals</i>	3	3	0.6	100%

J. Sources of Calls for Service Monthly Total:

0259

*	<i>Sources of Calls for Service</i>	7H10	TOT	AVER	%
(A)	On View	0	0	0.0	0%
(B)	Dispatched	1	1	0.2	0%
(C)	Self-Initiated	258	258	51.6	100%
(D)	<i>Totals</i>	259	259	51.8	100%

J1. Sources of Calls for Service Percentages:



K. Sources of Calls for Service Percentages:

*	Sources of Calls for Service	7H10	TOT	AVER
(A)	On View	0%	0%	0.0
(B)	Dispatched	0%	0%	0.0
(C)	Self-Initiated	100%	100%	0.2
(D)	Totals	100%	100%	0.2

L. Free Reserve Personnel Time Utilized in Contract Monthly Total: 000

*	Free Reserve Personnel Time	7H10
(A)	Totals	0

M. Monthly Productivity Analysis Report (M.P.A.R.) - Executive Summary:

*	MUD 460 Unit	7H10
1	Patrol Activity	261
2	Security Checks	253
3	C.I.T. Interactions	0
4	Offense/Incident Reports	2
*	Total Service Calls	516
5	Criminal Arrests	0
7	Traffic Law Enforcement	0
8	Written & Verbal Warnings	3
*	Enforcement Services Calls	3

N. Mileage Total: 1014

*	Mileage	7H10
(A)	Totals	1014

N1. Incident Summaries:

01.	SEPTEMBER 02, 2019	1231 HOURS	BURGLARY MOTOR VEHICLE			DEPUTY L. SYKES	
	DAYSHIFT:	12900 ALMEDA CROSSIN	MUD 460	"M"	HC:	1909-0006	
<p>On Monday, September 02, 2019, at approximately 1231 hours, while on patrol in the "MUD 460 District Contract," I was flagged down In the 12900 block of Almeda Crossing CT. I spoke with the complainant and she stated that her motor vehicle had just be burglarized. I viewed video footage and couldn't get a clear view of the suspects face. The patrol activity type is "PAT=T".</p>							

02.	SEPTEMBER 12, 2019	1300 HOURS	ANIMAL HUMANE			DEPUTY L. SYKES	
	DAYSHIFT:	6500 DAYRIDGE DR	MUD 460	"N/A"	HC:	1909-00078	
<p>On Thursday, September 12, 2019, at approximately 1302 hours, while on patrol in the "MUD 460 District Contract," I was flagged down by two residences that live within the MUDD district contract. Both complainants stated that they got bit a loose pit bull (DOG). I located the dog and Animal Humane was called to the scene and the loose dog was hit with a tranquilizer then hauled off by animal humane. I completed an offense report for this incident. The patrol activity type is "PAT=M".</p>							

03.	SEPTEMBER 26, 2019	1400 HOURS	CRIMINAL MISCHIEF			DEPUTY L. SYKES	
	DAYSHIFT:	14100 FAYRIDGE DR	MUD 460	"M"	HC:	1909-00184	
<p>On Thursday, September 26, 2019, at approximately 1450 hours, while on patrol in the "MUD 460 District Contract," I was flagged down by a black male who drives gas trucks. I spoke with the complainant and he stated that a white F-150 ran over his gas hose. The patrol activity type is "PAT=S".</p>							

Please note: 87H10 = Deputy L. Sykes

Sergeant Ashton Johnson-Hall

Sergeant Ashton Johnson-Hall
 Neighborhood Patrol Division, First Line Supervisor
 Harris County Constable's Office of Precinct 713-643-6602