



MAY WALKER, CONSTABLE
PRECINCT SEVEN
HARRIS COUNTY, TEXAS

MAIN OFFICE
5300 Griggs Road
Houston, Texas 77021
PHONE (713) 643-6602
FAX (713) 643-3401

Date: September 10, 2019

From: Sergeant Jon Meek
Neighborhood Patrol Division, First Line Supervisor
Harris County Constable's Office of Precinct "7"

To: Property Owners Association
Board of Directors & Management Company

Subject: August Monthly Productivity Analysis Report
Enclosure: **MPAR – August 2019**
Distribution: Executive Command Staff & Board of Directors & Management Company

The purpose of this "Monthly Productivity Analysis Report" (M.P.A.R.) is to provide the executive command staff with the appropriate data to analyze the productivity of assigned personnel and their shifts' activities to allow for the validation of individual and divisional performance evaluations. With regard to the specific contents of the report, there are 18 distinctive component parts of this report. These components are enumerated below:

- | | |
|--|---|
| 01. Patrol Activity Details | 10. Traffic Enforcement Report |
| 02. Patrol Activity Analytical Summary | 11. Trends & Percentages of Traffic |
| 03. Patrol Activity Percentages & Trends | 12. Citation & Warning Issuance Review |
| 04. Security Checks Report | 13. Call for Service Report (<i>C.F.S.</i>) |
| 05. Security Checks Percentages & Trends | 14. Trends & Percentages for <i>C.F.S.</i> |
| 06. Crisis Intervention Disposition Report | 15. Overtime Report (service at no Cost) |
| 07. Offense/Incident Generation Report | 16. Reserve Deputy Use (at no Cost) |
| 08. Criminal Arrest Types Report | 17. Incident Summarization |
| 09. Warrant Execution Report | 18. Hotspot Report Data Review |

A cursory analysis of the statistical data from this report should be demonstrative of the quality of performance of this agency in realizing the contractual obligations and the overall achievement of the goals and objectives of this Agency and the Contract Division.

3426 total miles were driven and the shift responded to **1282** total service calls and conducted **000** crash investigations. The shift issued **030** traffic citations, made **03** arrest and handled **089** enforcement service related calls.

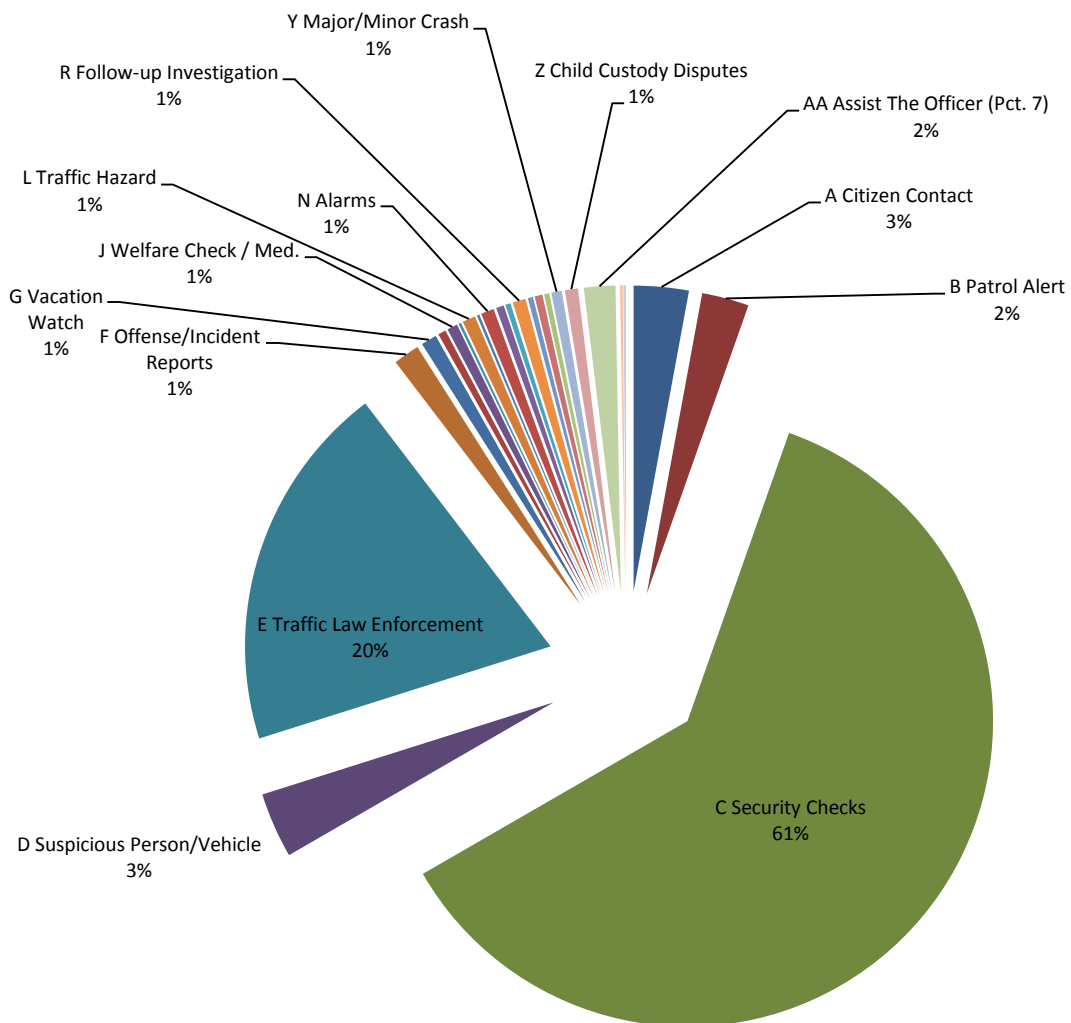
A. Patrol Activity Monthly Total:

0723

*	Patrol Activity Types	7S18	7S28	7S29	TOT	AVER	%
A	Citizen Contact	19	1	1	21	7.0	3%
B	Patrol Alert	5	11	2	18	6.0	2%
C	Security Checks	121	162	160	443	147.7	61%
D	Suspicious Person/Vehicle	13	6	6	25	8.3	3%
E	Traffic Law Enforcement	71	59	11	141	47.0	20%
F	Offense/Incident Reports	4	6	0	10	3.3	1%
G	Vacation Watch	2	2	2	6	2.0	1%
H	Open Door / Window	3	0	0	3	1.0	0%
I	Assist Contract Citizen	0	0	0	0	0.0	0%
J	Welfare Check / Med.	0	4	0	4	1.3	1%
K	Traffic Initiative	1	0	0	1	0.3	0%
L	Traffic Hazard	2	3	0	5	1.7	1%
M	Animal Humane	1	0	0	1	0.3	0%
N	Alarms	2	2	1	5	1.7	1%
O	Mental Cases (171)	0	0	0	0	0.0	0%
P	Disturbance	0	3	0	3	1.0	0%
Q	Criminal Investigation	0	1	1	2	0.7	0%
R	Follow-up Investigation	3	2	0	5	1.7	1%
S	Criminal Mischief	0	2	0	2	0.7	0%
T	Burglary Residence/Vehicle	1	2	0	3	1.0	0%
U	Theft / Theft of Business	1	1	0	2	0.7	0%
V	Citizen Assaulted	0	0	0	0	0.0	0%
W	Robbery of an Individual	0	0	0	0	0.0	0%
X	Trespass Warning	0	0	0	0	0.0	0%
Y	Major/Minor Crash	2	2	0	4	1.3	1%
Z	Child Custody Disputes	1	4	0	5	1.7	1%
AA	Assist The Officer (Pct. 7)	9	0	3	12	4.0	2%
BB	Runaway Missing Persons	0	0	0	0	0.0	0%
CC	Assisted LEA	0	0	0	0	0.0	0%
DD	Solicitors	0	1	0	1	0.3	0%
EE	Meeting/Event/Ct.	1	0	0	1	0.3	0%
*	MONTH TOTALS	262	274	187	723	241.0	100%

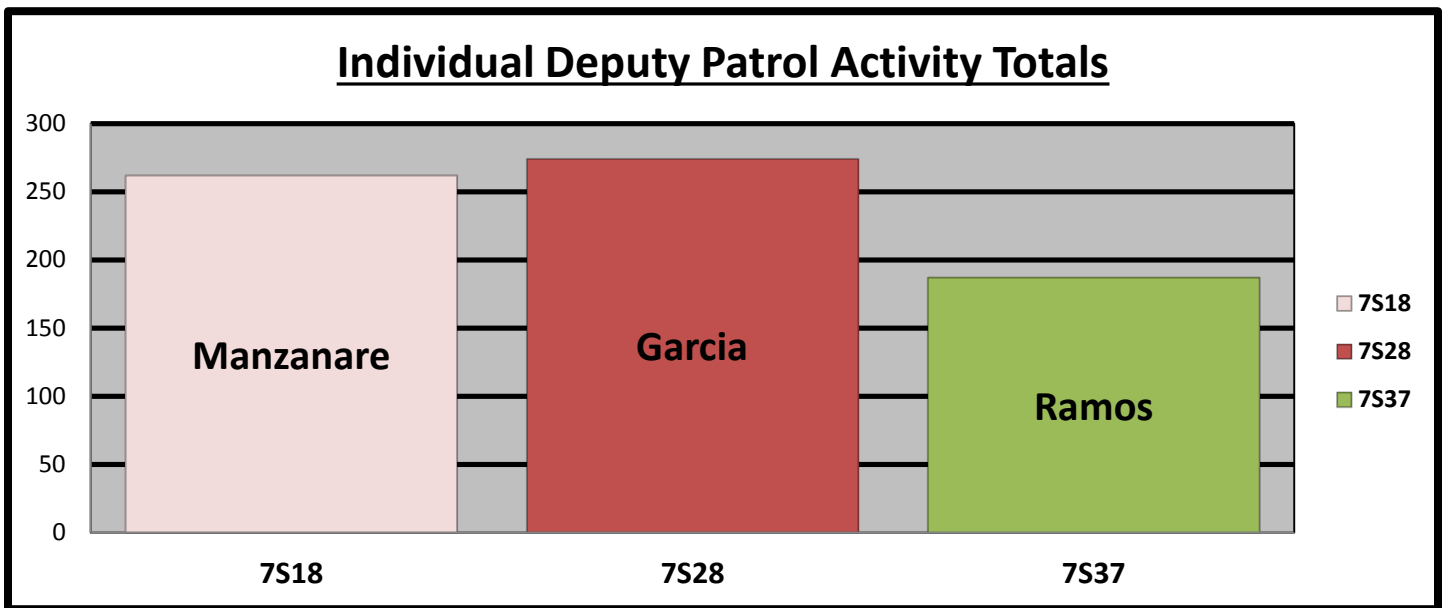
A1. Patrol Activity Percentage:

Percentage of Patrol Activity



- | | | | |
|-------------------------------|------------------------------|----------------------------------|--------------------------------|
| ■ A Citizen Contact | ■ B Patrol Alert | ■ C Security Checks | ■ D Suspicious Person/Vehicle |
| ■ E Traffic Law Enforcement | ■ F Offense/Incident Reports | ■ G Vacation Watch | ■ H Open Door / Window |
| ■ I Assist Contract Citizen | ■ J Welfare Check / Med. | ■ K Traffic Initiative | ■ L Traffic Hazard |
| ■ M Animal Humane | ■ N Alarms | ■ O Mental Cases (171) | ■ P Disturbance |
| ■ Q Criminal Investigation | ■ R Follow-up Investigation | ■ S Criminal Mischief | ■ T Burglary Residence/Vehicle |
| ■ U Theft / Theft of Business | ■ V Citizen Assaulted | ■ W Robbery of an Individual | ■ X Trespass Warning |
| ■ Y Major/Minor Crash | ■ Z Child Custody Disputes | ■ AA Assist The Officer (Pct. 7) | ■ BB Runaway Missing Persons |
| ■ CC Assisted LEA | ■ DD Solicitors | ■ EE Meeting/Event/Ct. | |

B. Patrol Activity by West Belfort Personnel:

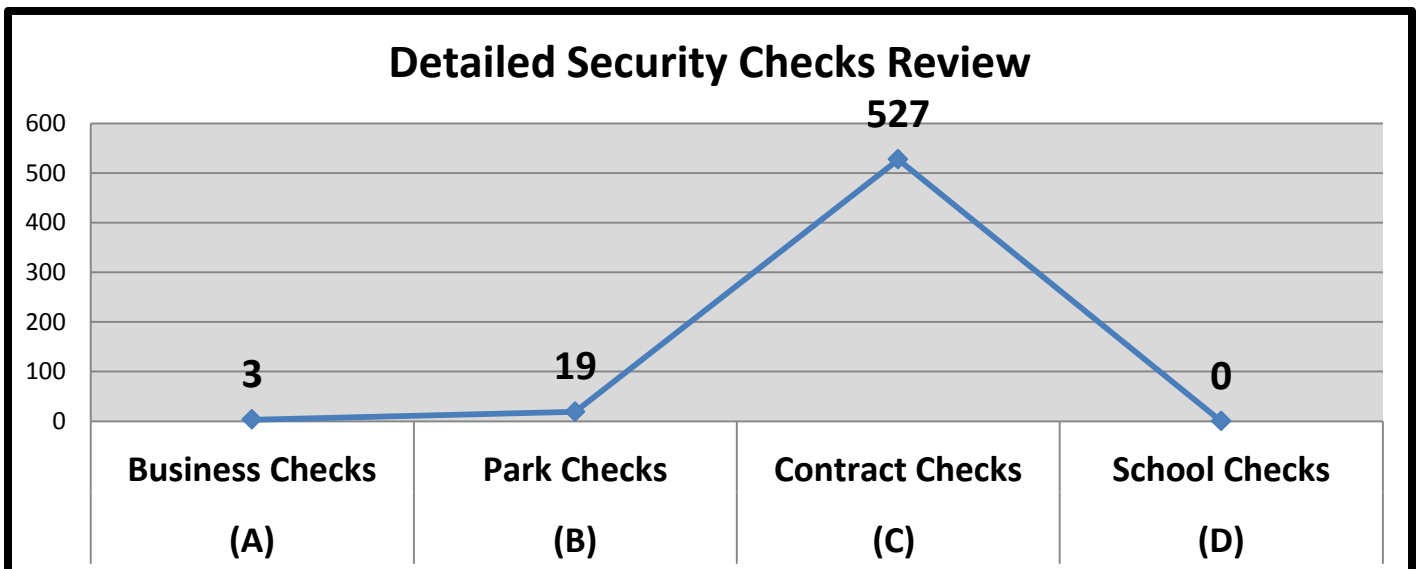


C. Security Checks Monthly Total:

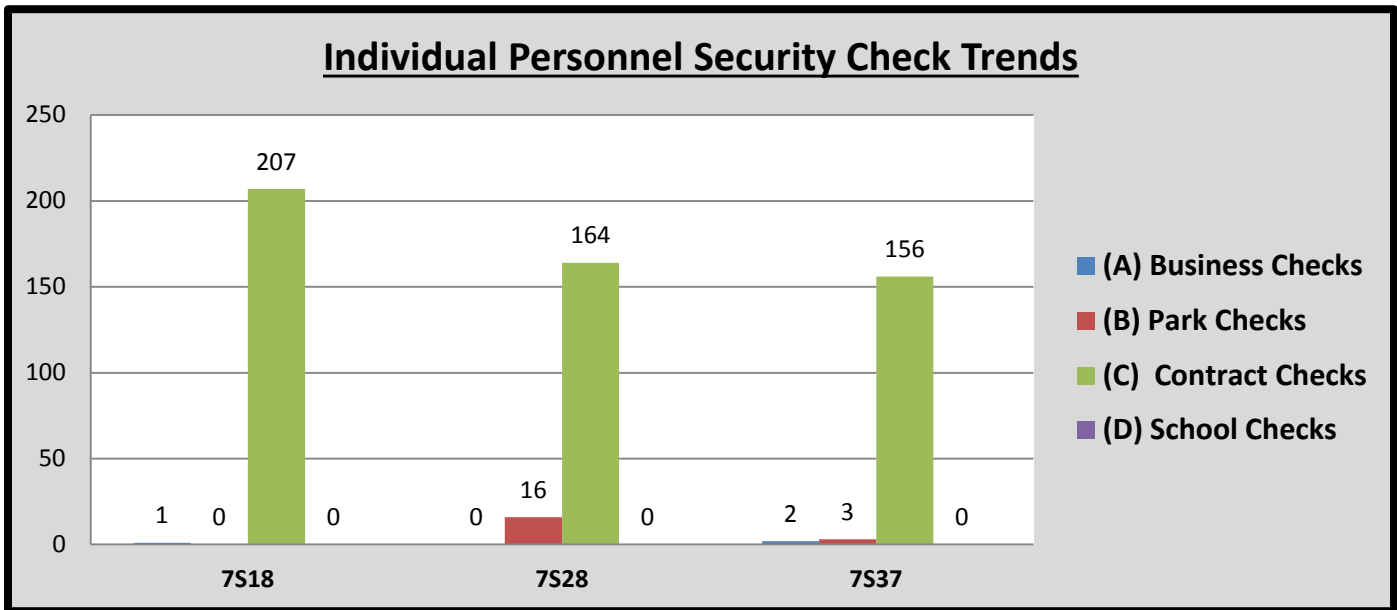
0549

*	Security Checks	7S18	7S28	7S29	TOT	AVER	%
(A)	Business Checks	1	0	2	3	1.0	1%
(B)	Park Checks	0	16	3	19	6.3	3%
(C)	Contract Checks	207	164	156	527	175.7	96%
(D)	Plaza Checks	0	0	0	0	0.0	0%
(E)	<i>Totals</i>	208	180	161	549	183.0	100%

D. Detailed Security Checks Monthly:



E. Individual Personnel Security Check Trends:



F. CIT/MHO Dispositions Monthly Total:

000

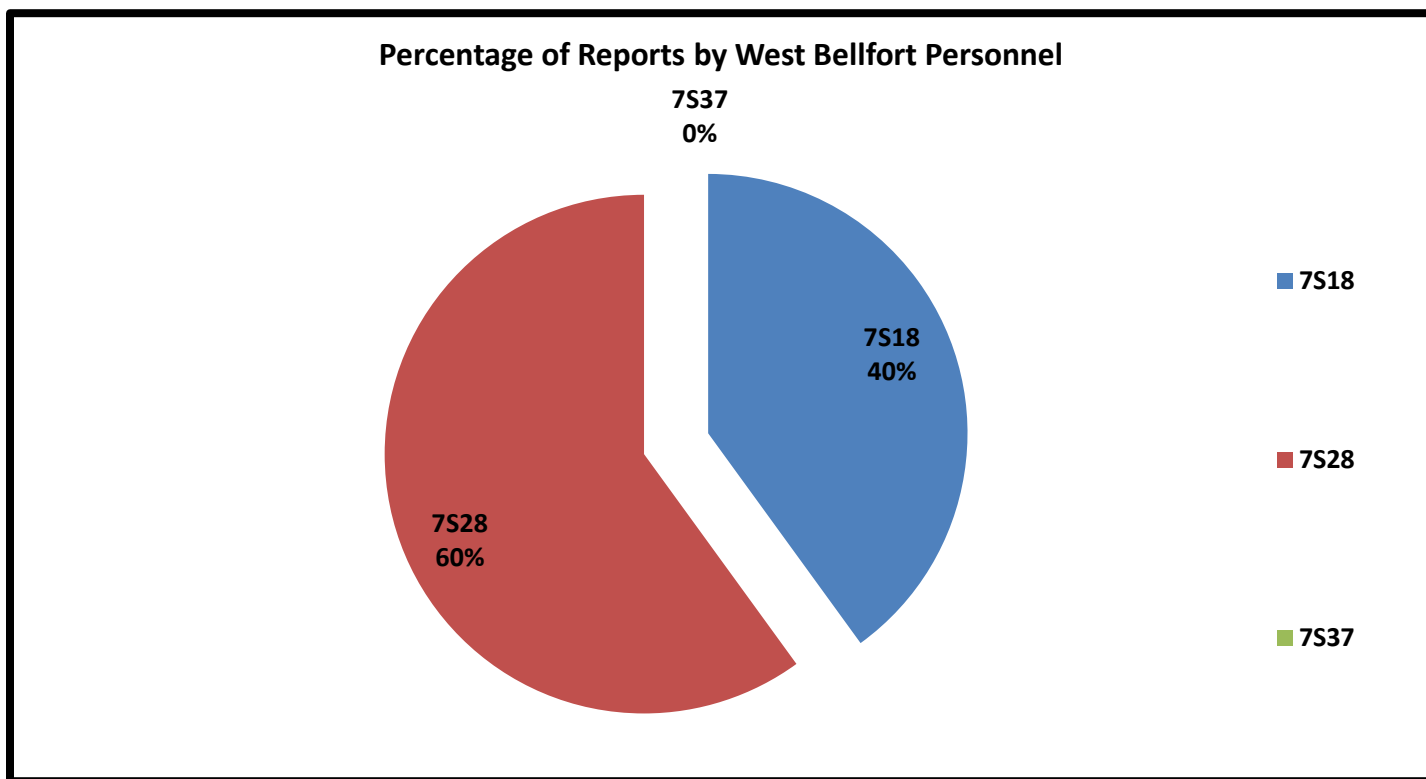
*	C.I.T. Dispositions	7S18	7S28	7S29	TOT	AVER	%
(A)	CIT/MHO Outside Referral	0	0	0	0	0.0	#DIV/0!
(B)	CIT/MHO Transport	0	0	0	0	0.0	#DIV/0!
(C)	CIT/MHO CIT Contact	0	0	0	0	0.0	#DIV/0!
(D)	CIT/MHO Arrest	0	0	0	0	0.0	#DIV/0!
(E)	<i>Totals</i>	0	0	0	0	0.0	#DIV/0!

G. Offense/Incident Reports Monthly Total:

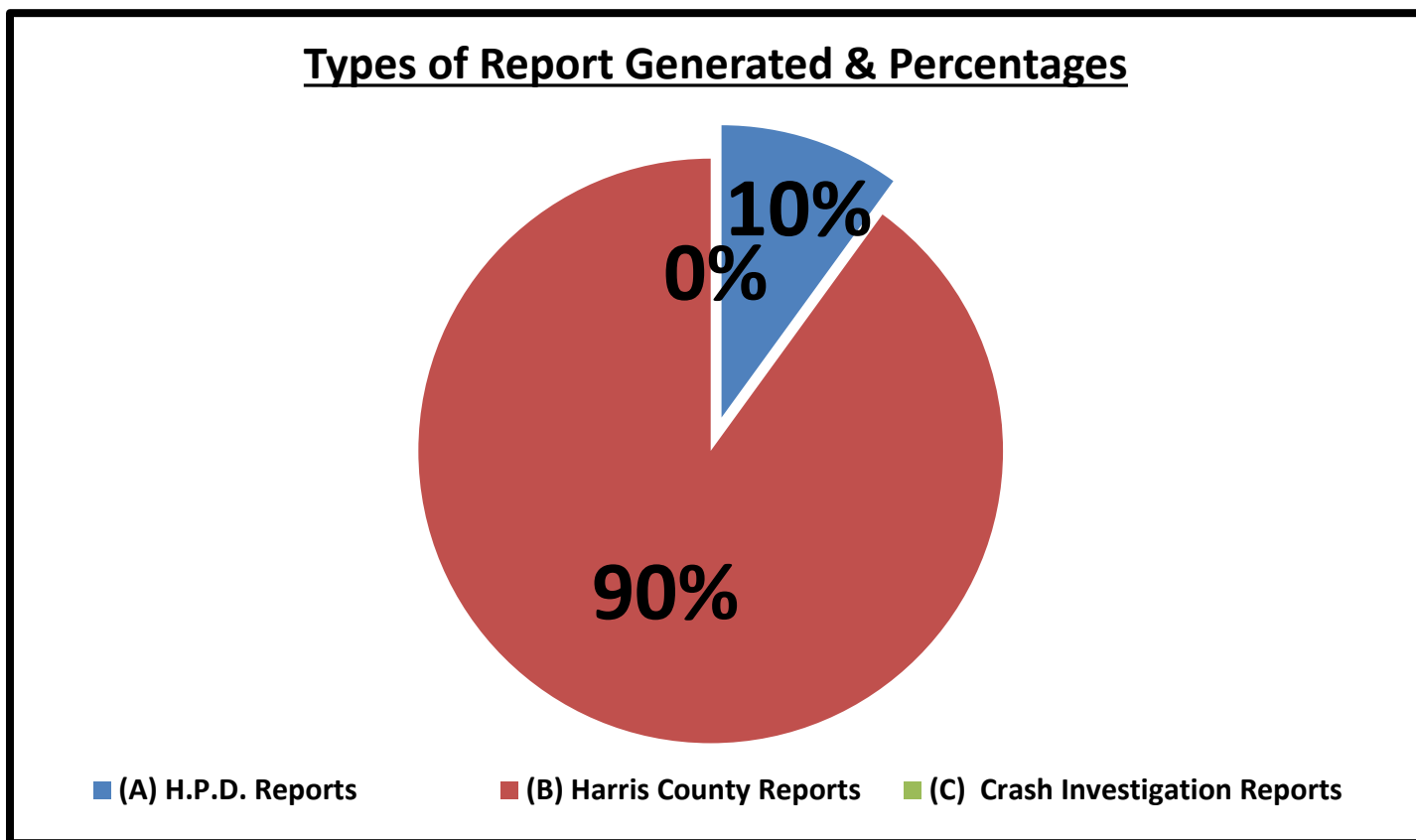
010

*	Offense/Incident Reports	7S18	7S28	7S29	TOT	AVER	%
(A)	H.P.D. Reports	1	0	0	1	0.3	10%
(B)	Harris County Reports	3	6	0	9	3.0	90%
(C)	Crash Investigation Reports	0	0	0	0	0.0	0%
(D)	<i>Totals</i>	4	6	0	10	3.3	100%

H. Report Generation Percentages:



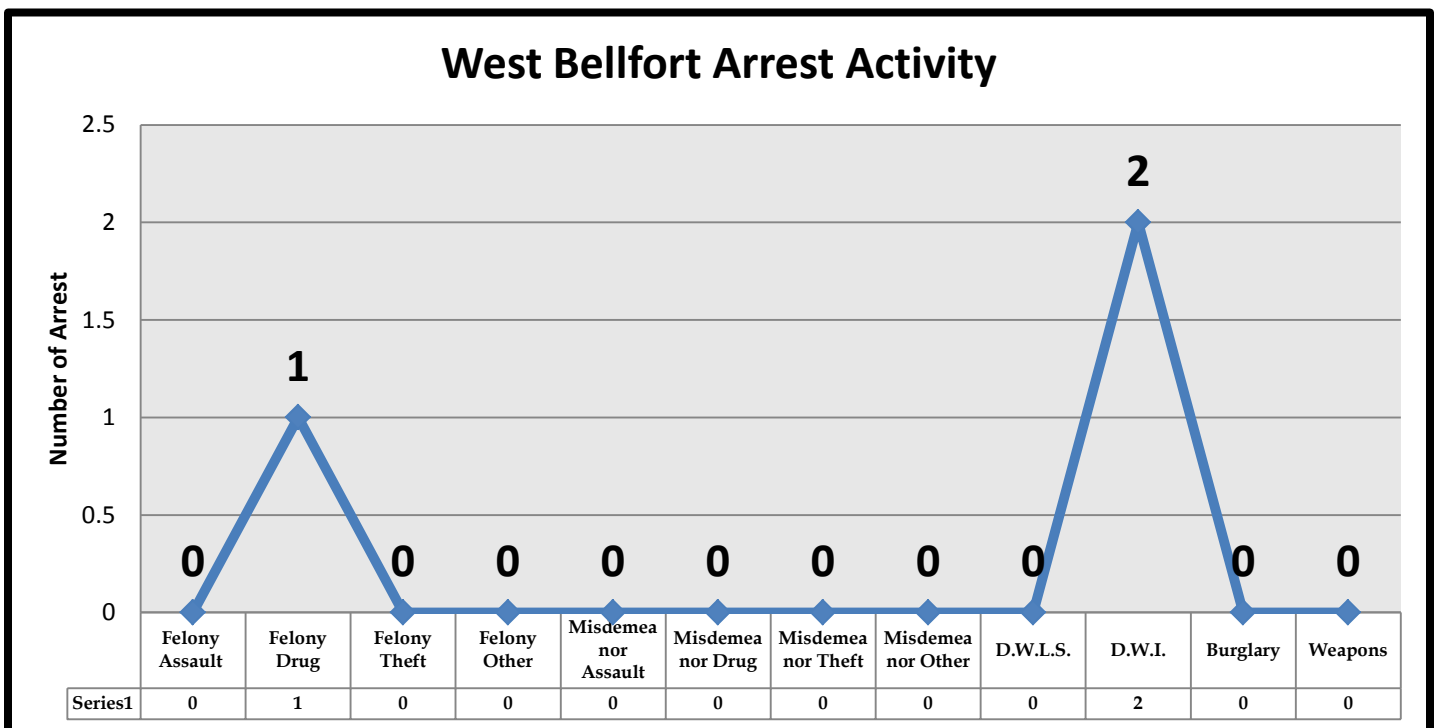
I. Percentages:



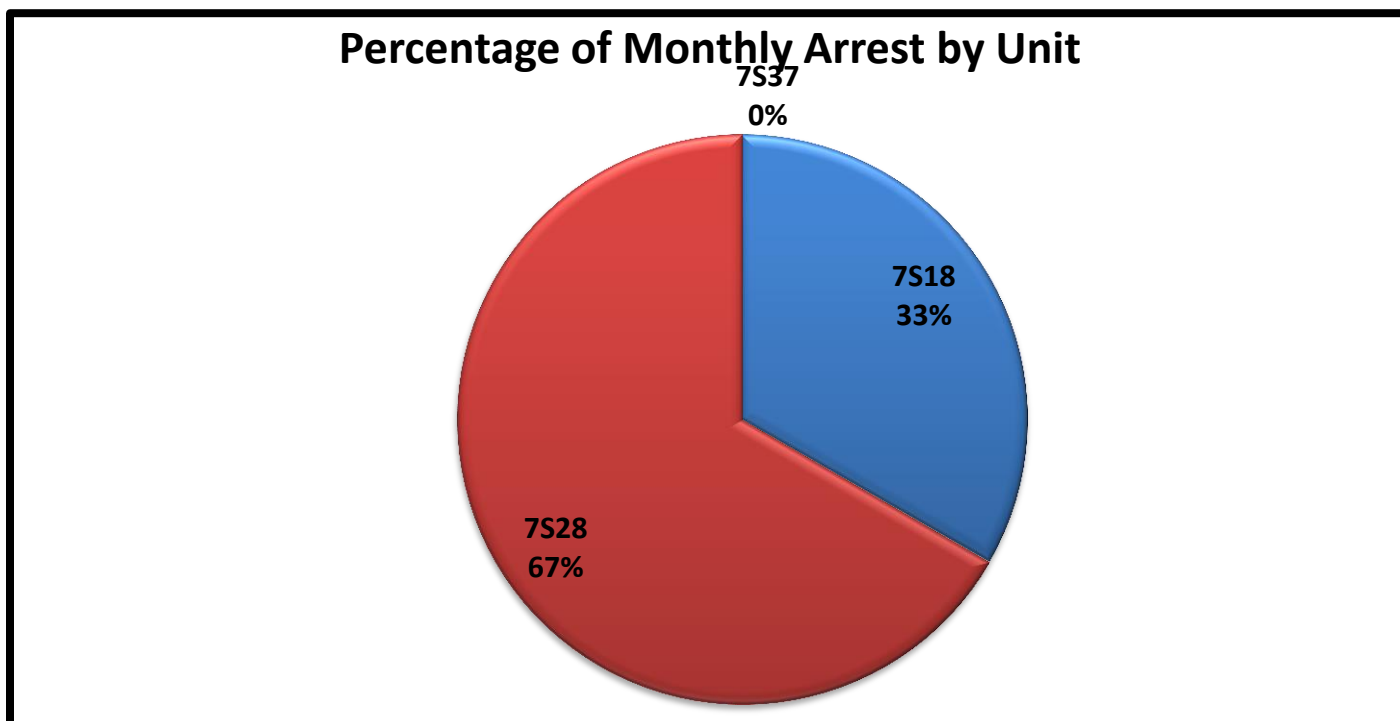
J. Types of Criminal Arrests Monthly Total:

*	Types of Criminal Arrests	7S18	7S28	7S29	TOT	AVER	%
A	Felony Assault	0	0	0	0	0.0	0%
B	Felony Drug	1	0	0	1	0.3	33%
C	Felony Theft	0	0	0	0	0.0	0%
D	Felony Other	0	0	0	0	0.0	0%
E	Misdemeanor Assault	0	0	0	0	0.0	0%
F	Misdemeanor Drug	0	0	0	0	0.0	0%
G	Misdemeanor Theft	0	0	0	0	0.0	0%
H	Misdemeanor Other	0	0	0	0	0.0	0%
I	D.W.L.S.	0	0	0	0	0.0	0%
J	D.W.I.	0	2	0	2	0.7	67%
K	Burglary	0	0	0	0	0.0	0%
L	Weapons	0	0	0	0	0.0	0%
M	Totals	1	2	0	3	1.0	100%

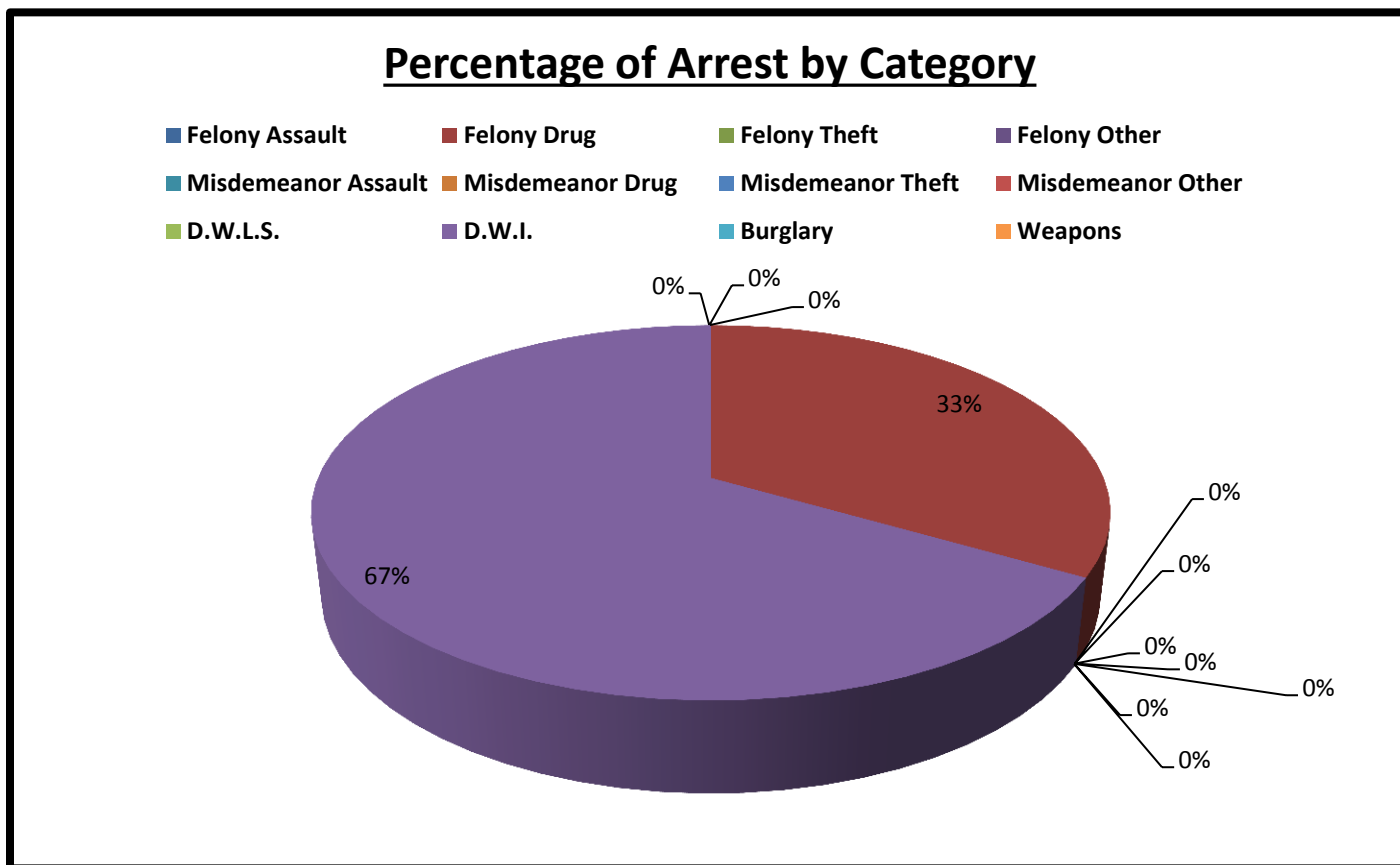
K. Types of Criminal Arrests Monthly Total:



L. Types of Criminal Arrests Percentage Total:



M. Types of Criminal Arrests Monthly Percentage Total:



N. Executed Warrant Monthly Total:

000

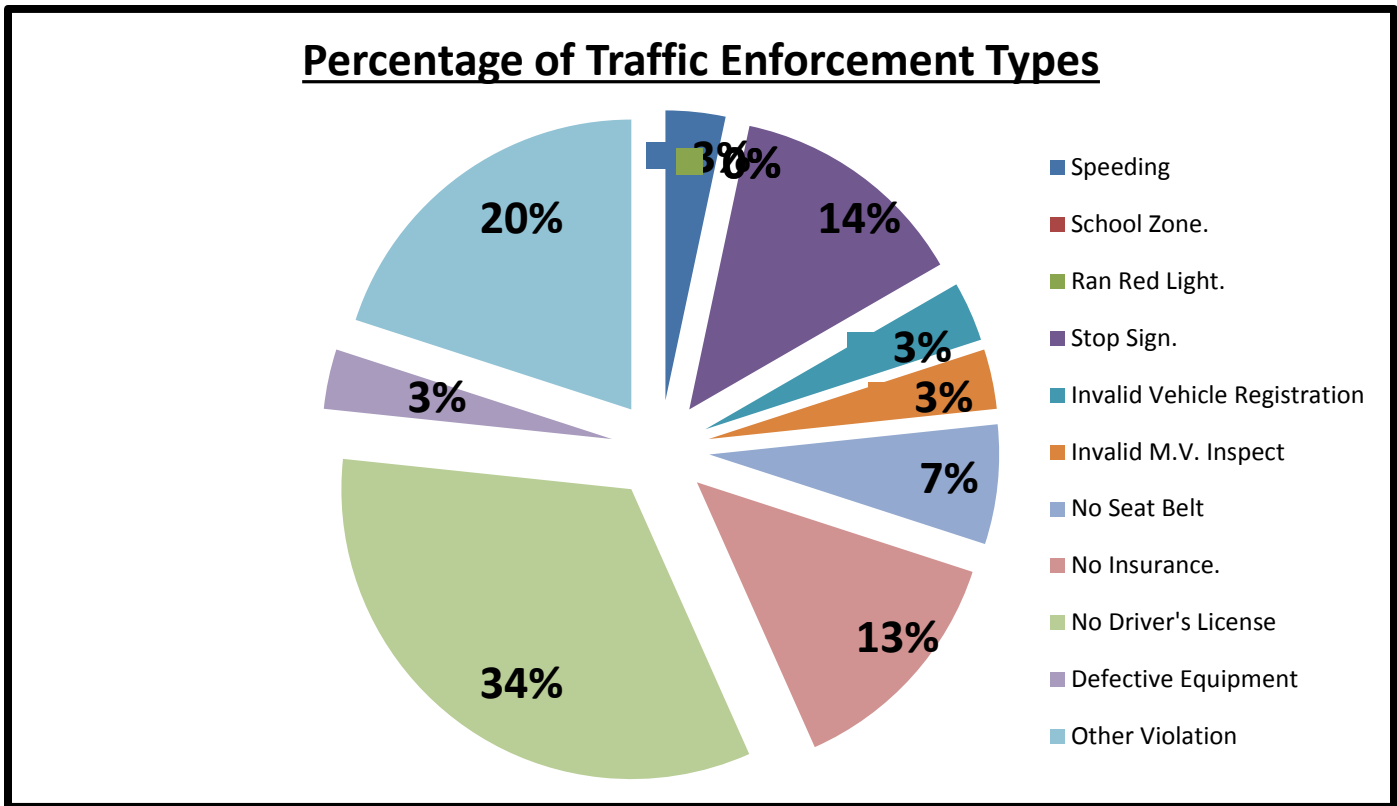
*	Executed Warrants	7S18	7S28	7S29	TOT	AVER	%
(A)	Felony Warrants	0	0	0	0	0.0	#DIV/0!
(B)	Misdemeanor Warrants	0	0	0	0	0.0	#DIV/0!
(C)	Totals	0	0	0	0	0.0	#DIV/0!

O. Traffic Law Enforcement Total:

086

*	Traffic Enforcement	7S18	7S28	7S29	TOT	AVER	%
A	Speeding	1	0	0	1	0.3	3%
B	School Zone.	0	0	0	0	0.0	0%
C	Ran Red Light.	0	0	0	0	0.0	0%
D	Stop Sign.	0	4	0	4	1.3	13%
E	Invalid Vehicle Registration	1	0	0	1	0.3	3%
F	Invalid M.V. Inspect	1	0	0	1	0.3	3%
G	No Seat Belt	2	0	0	2	0.7	7%
H	No Insurance.	3	1	0	4	1.3	13%
I	No Driver's License	3	7	0	10	3.3	33%
J	Defective Equipment	0	1	0	1	0.3	3%
K	Other Violation	4	2	0	6	2.0	20%
L	Written Warnings	0	0	0	0	0.0	0%
M	Verbal Warning	17	39	0	56	18.7	100%
N	Citation	15	15	0	30	10.0	35%
O	Total Violations	32	54	0	86	28.7	100%

P. Traffic Law Enforcement Total:



Q. Citations vs. Warnings Monthly Total:

086

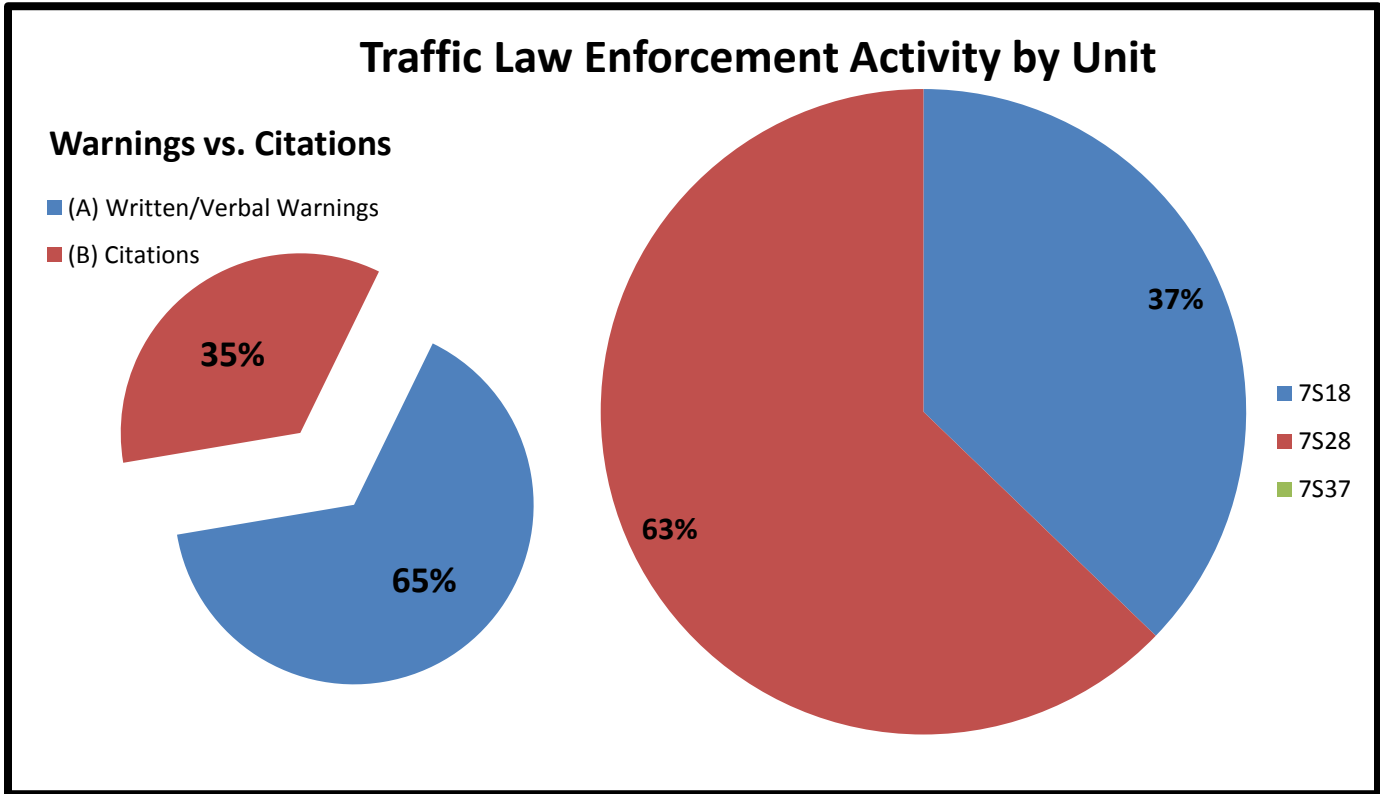
*	<i>Warnings vs. Citations</i>	7S18	7S28	7S29	TOT	AVER	%
(A)	Written/Verbal Warnings	17	39	0	56	18.7	65%
(B)	Citations	15	15	0	30	10.0	35%
(C)	<i>Totals</i>	32	54	0	86	28.7	100%

R. Sources of Calls for Service Monthly Total:

713

*	<i>Sources of Calls for Service</i>	7S18	7S28	7S29	TOT	AVER	%
(A)	On View	0	15	0	15	5.0	2%
(B)	Dispatched	10	24	2	36	12.0	5%
(C)	Self-Initiated	248	229	185	662	220.7	93%
(D)	<i>Totals</i>	258	268	187	713	237.7	100%

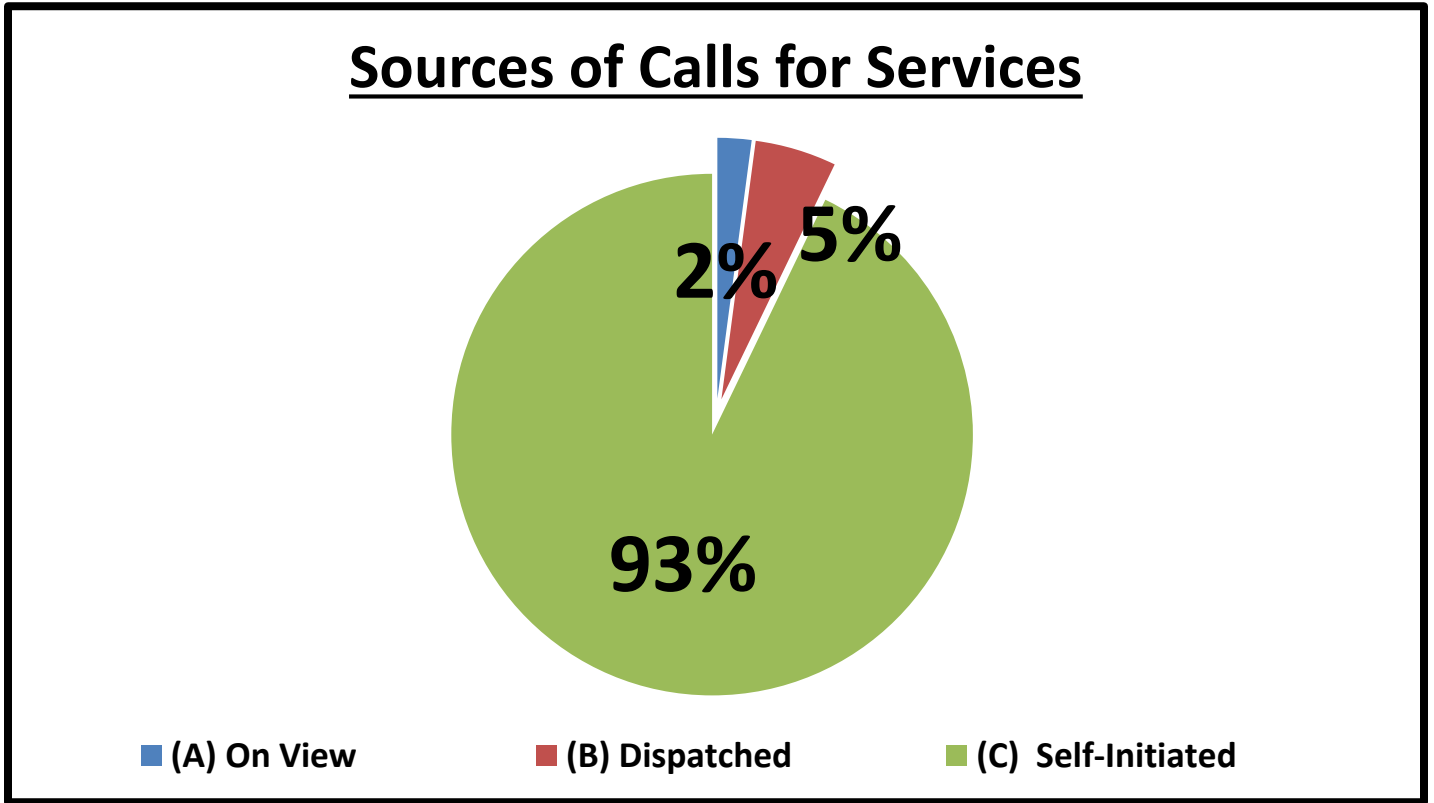
S. Traffic Law Enforcement Activity by Unit Percentages:



T. Sources of Calls for Service Percentages:

*	Sources of Calls for Service	7S18	7S28	7S29	TOT
(A)	On View	0%	6%	0%	2%
(B)	Dispatched	4%	9%	1%	5%
(C)	Self-Initiated	96%	85%	99%	93%
(D)	Totals	100%	100%	100%	100%

U. Sources of Calls for Service Percentages:



V. Free Reserve Personnel Time Utilized in Contract Monthly Total: 008

*	<i>Free Reserve Personnel Time</i>	7S18	7S28	7S29		TOT	AVER	%
(A)	<i>Totals</i>	8	0	0		8	2.7	100%

W. Monthly Productivity Analysis Report (M.P.A.R.) - Executive Summary:

*	<i>Units</i>	7S18	7S28	7S29		TOT	AVER
1	Patrol Activity	262	272	187		721	240.3
2	Security Checks	208	180	161		549	183.0
3	C.I.T. Interactions	0	0	0		0	0.0
4	Offense/Incident Reports	4	4	0		8	2.7
*	<i>Total Service Calls</i>	474	456	348		1278	426.0
1	Criminal Arrests	1	2	0		3	1.0
2	Citations Issued	15	15	0		30	10.0
3	Written & Verbal Warnings	17	39	0		56	18.7
*	<i>Enforcement Service Calls</i>	33	56	0		89	29.7
*	<i>Total Hours</i>	160	160	160		480	160.0
1	Sick Time Used	24	0	0		24	8.0
2	Vacation Time Used	0	0	0		0	0.0
3	Training Time Used	0	0	24		24	8.0
4	Compensatory Time Used	0	0	0		0	0.0
*	<i>Hours Actually Worked</i>	136	160	136		432	144.0
*	<i>Unit Productivity Ratio</i>	3.7	3.2	2.6		3.2	3.2

X. Mileage Total:

3246

*	<i>Mileage</i>	7S18	7S28	7S29		TOT	AVER	%
(A)	<i>Totals</i>	1157	1162	1107		3426	1142.0	475%

Y. Patrol Alert Submission Report:

*	<i>Received</i>				<i>Subject</i>
00x	<i>Date</i>	<i>Time</i>	<i>Code</i>	<i>Location</i>	
A.					

Z. Incident Summaries:

01.	AUGUST 02, 2019	2200 HOURS	DWI REPORT		DEPUTY Y. GARCIA	
	EVENING SHIFT:	6000 S LOOP E	WB	"M"	HC:	1908-00011
<p>On August 02, 2019, a Friday, at approximately 22:47 hours, while on patrol in the "West Belfort Contract", Deputy Y. Garcia was performing routine patrol and law enforcement services when I (Deputy Y. Garcia) initiated a traffic stop. Upon making contact with the offender the deputy discovered that the offender was intoxicated and was taken into custody. Deputy gathered all pertinent information needed to make a report. Report Generated. The patrol activity type is "PAT=E".</p>						

02.	AUGUST 04, 2019	2000 HOURS	DWI REPORT		DEPUTY Y. GARCIA	
	EVENING SHIFT:	11000 FONDREN	WB	"M"	HC:	1908-00017
<p>On August 04, 2019, a Monday, at approximately 20:46 hours, while on patrol in the "West Belfort Contract", Deputy Y. Garcia was performing routine patrol and law enforcement services when I (Deputy Y. Garcia) initiated a traffic stop. Upon making contact with the offender the deputy discovered that the offender was intoxicated and was taken into custody. Deputy gathered all pertinent information needed to make a report. Report Generated. The patrol activity type is "PAT=E".</p>						

03.	AUGUST 10, 2019	1900 HOURS	BURGLARY OF HABITATION		DEPUTY Y. GARCIA	
	EVENING SHIFT:	11900 PEPPERDINE	WB	"F"	HC:	1908-00073
<p>On August 10, 2019, a Saturday, at approximately 19:46 hours, while on patrol in the "West Belfort Contract", Deputy Y. Garcia was performing routine patrol and law enforcement services when I (Deputy Y. Garcia) got dispatched to a Burglary of a Habitation call for service. Upon making contact with the complainant deputy discovered that a Burglary had occurred involving an unknown suspect. Deputy gathered all pertinent information needed to make a report. Deputy will follow up on this case Report Generated. The patrol activity type is "PAT=T".</p>						

04.	AUGUST 11, 2019	2000 HOURS	THEFT REPORT		DEPUTY Y. GARCIA	
	EVENING SHIFT:	7700 W BELFORT	WB	"M"	HC:	1908-00077
<p>On August 11, 2019, a Sunday, at approximately 20:33 hours, while on patrol in the "West Belfort Contract", Deputy Y. Garcia was performing routine patrol and law enforcement services when I (Deputy Y. Garcia) got dispatched to a Theft call for service. Upon making contact with the complainant deputy discovered that a Theft had occurred involving an unknown suspect. Deputy gathered all pertinent information needed to make a report. Deputy will follow up on this case Report Generated. The patrol activity type is "PAT=U".</p>						

05.	AUGUST 18, 2019	2000 HOURS	CRIMINAL MISCHIEF		DEPUTY Y. GARCIA	
	EVENING SHIFT:	7686 BANKSIDE DR	WB	"M"	HC:	1908-00134
<p>On August 18, 2019, a Sunday, at approximately 20:12 hours, while on patrol in the "West Belfort Contract", Deputy Y. Garcia was performing routine patrol and law enforcement services when I (Deputy Y. Garcia) was dispatched to a Criminal Mischief call for service. Upon making contact with the complainant the deputy discovered that a Criminal Mischief had occurred involving an unknown suspect.. Deputy gathered all pertinent information needed to make a report. Deputy will follow up on this case Report Generated. The patrol activity type is "PAT=S".</p>						

06.	AUGUST 20, 2019	1100 HOURS	STOLEN VEHICLE RECOV	DEPUTY C. MANZANARE		
	DAY SHIFT:	7600 SANFORD DR	WB	"N/A"	HPD:	1051679-19
<p>On August 20, 2019, a Tuesday, at approximately 1102 hours, while on patrol in the "West Bellfort Contract", Deputy C. Manzanare was performing routine patrol and law enforcement services when I (Deputy C. Manzanare) observed a suspicious vehicle near the bayou north of Sanford dr. Upon checking the license plate I discovered the vehicle was reported stolen out of Houston PD. Dispatch was able to confirm the stolen hit and the vehicle was recovered. Deputy gathered all pertinent information needed to make a report. Report Generated. The patrol activity type is "PAT=D".</p>						

07.	AUGUST 21, 2019	1000 HOURS	NARCOTIC ARREST-PCS	DEPUTY C. MANZANARE		
	DAY SHIFT:	8100 CREEKBEND DR	WB	"F"	HC:	1908-00150
<p>On August 21, 2019, a Wednesday, at approximately 1015 hours, while on patrol in the "West Bellfort Contract", Deputy C. Manzanare was performing routine patrol and law enforcement services when I (Deputy C. Manzanare) observed a suspicious person rolling a Marijuana Cigarette while conducting an assault investigation. The suspect was found in possession of 2.5 GM of Ecstasy and was subsequently arrested. Suspect was transported to Harris county Jail without further incident. The patrol activity type is "PAT=D".</p>						

08.	AUGUST 26, 2019	2100 HOURS	DISTURBANCE	DEPUTY Y. GARCIA		
	EVENING SHIFT:	7809 W. BELFORT	WB	"M"	HC:	1908-00199
<p>On August 26, 2019, a Monday, at approximately 21:23 hours, while on patrol in the "West Bellfort Contract", Deputy Y. Garcia was performing routine patrol and law enforcement services when I (Deputy Y. Garcia) on-viewed a Disturbance call for service. Upon making contact with the offender the deputy discovered that the offender had Mental Health issues and was taken into custody. Deputy gathered all pertinent information needed to make a report. Report Generated. The patrol activity type is "PAT=P".</p>						

09.	AUGUST 28, 2019	0800 HOURS	THEFT	DEPUTY C. MANZANARE		
	DAY SHIFT:	7700 LUDINGTON DR	WB	"M"	HC:	1908-00207
<p>On August 28, 2019, a Wednesday, at approximately 0851 hours, while on patrol in the "West Bellfort Contract", Deputy C. Manzanare was performing routine patrol and law enforcement services when I (Deputy C. Manzanare) got dispatched to a Theft call for service. Upon making contact with the complainant deputy discovered a Theft had occurred involving unknown suspect(s), Deputy gathered all pertinent information needed to make a report. Report Generated. The patrol activity type is "PAT=U".</p>						

10.	AUGUST 28, 2019	1200 HOURS	BURGLARY MOTOR VEHICLE	DEPUTY C. MANZANARE		
	DAY SHIFT:	7700 PORTAL DR	WB	"M"	HC:	1908-00211
<p>On August 28, 2019, a Wednesday, at approximately 1220 hours, while on patrol in the "West Bellfort Contract", Deputy C. Manzanare was performing routine patrol and law enforcement services when I (Deputy C. Manzanare) got dispatched to a Burglary of a motor vehicle call for service. Upon making contact with the complainant deputy discovered a Burglary had occurred involving unknown suspect(s), Deputy gathered all pertinent information needed to make a report. Report Generated. The patrol activity type is "PAT=T".</p>						

Sergeant Jon Meek

Sergeant Jon Meek

Neighborhood Patrol Division, First Line Supervisor

Harris County Constable's Office of Precinct 713-643-6602